

ALL CONTESTS

WINNEBAGO COUNTY

**2012 PRESIDENTIAL AND
GENERAL ELECTION**

November 6, 2012

SUMMARY STATEMENT OF THE BOARD OF CANVASSERS

The total number of votes cast for the **President of the United States**

was **89,173**

of which

MITT ROMNEY/PAUL RYAN	received	42,122
BARACK OBAMA/JOE BIDEN	received	45,449
VIRGIL GOODE/JIM CLYMER	received	136
GARY JOHNSON/JAMES P. GRAY	received	922
GLORIA LA RIVA/FILBERTO RAMIREZ, JR.	received	14
JERRY WHITE/PHYLLIS SCHERRER	received	24
JILL STEIN/BEN MANSKI	received	238
ROSS C. ROCKY ANDERSON/LUIS J. RODRIGUEZ (WRITE-IN)	received	4
ROSEANNE BARR/CINDY LEE SHEEHAN (WRITE IN)	received	5
SCATTERING	received	259

The total number of votes cast for the **US SENATOR**

was **87,541**

of which

TOMMY G. THOMPSON	received	41,545
TAMMY BALDWIN	received	42,782
JOSEPH KEXEL	received	2,608
NIMROD Y.U. ALLEN, III	received	409
RILEY J. HOOD (WRITE-IN)	received	2
DIANE E. LORBIECKI (WRITE-IN)	received	2
SCATTERING	received	193

The total number of votes cast for the **CONGRESSIONAL - DISTRICT 6**

was **78,400**

of which

TOM PETRI	received	45,824
JOE KALLAS	received	32,411
SCATTERING	received	165

The total number of votes cast for the **CONGRESSIONAL - DISTRICT 8**

was

6,466

of which

REID J. RIBBLE	received	4,141
JAMIE WALL	received	2,318
SCATTERING	received	7

The total number of votes cast for the **STATE SENATE - DISTRICT 18**

was

45,267

of which

RICK GUDEX	received	20,575
JESSICA KING	received	24,623
SCATTERING	received	69

The total number of votes cast for the **ASSEMBLY - DISTRICT 53**

was

15,337

of which

MICHAEL SCHRAA	received	9,332
RYAN FLEJTER	received	5,981
SCATTERING	received	24

The total number of votes cast for the **ASSEMBLY - DISTRICT 54**

was

29,058

of which

PAUL J. ESSLINGER	received	11,594
GORDON HINTZ	received	17,400
SCATTERING	received	64

The total number of votes cast for the **ASSEMBLY - DISTRICT 55**

was

23,525

of which

DEAN R. KAUFERT	received	15,134
JIM CRAIL	received	7,619
RICH MARTIN	received	732
SCATTERING	received	40

The total number of votes cast for the **ASSEMBLY - DISTRICT 56**

was

6,385

of which

DAVE MURPHY	received	3,879
RICHARD B. SCHOENBOHM	received	2,499
SCATTERING	received	7

The total number of votes cast for the **ASSEMBLY - DISTRICT 57**

was

8,661

of which

PENNY BERNARD SCHABER	received	8,231
BRIAN GARROW (WRITE-IN)	received	165
SCATTERING	received	265

The total number of votes cast for the **District Attorney - Winnebago County**

was

67,862

of which




CHRISTIAN A. GOSSETT	received	66,277
SCATTERING	received	1,585

Certification of the Board of Canvassers

We, the undersigned, certify that we are the members of the Board of Canvassers for WINNEBAGO County.

We certify that the attached tabular statement of Votes Cast and Summary Statement of the Board of Canvassers, canvassed and prepared by us, are correct and true as compiled from the original returns made to the WINNEBAGO County Clerk.

BOARD OF CANVASSERS

(1)  (2) 
(3) 

(Date) Thursday, November 15, 2012

OFFICIAL RESULTS
Statement of Votes Cast
Winnebago County, Wisconsin
November 6, 2012 General Election

Date: 11/14/12
 Time: 16:56:03
 Page: 1 of 15

	President-Vice Pres									Scattering
	Romney/Ryan (REP)	Obama/Biden (DEM)	Goode/Clymer (CON)	Johnson/Gray (IND)	La Riva/Ramirez (IND)	White/Scherrer (IND)	Stein/Manski (IND)	Anderson/Rodriguez	Barr/Sheehan	
Jurisdiction Wide										
Town of Algoma W1-2,7-10	1256	931	1	25	0	0	0	0	0	4
Town of Algoma W3-6	1301	888	3	7	0	0	2	0	0	0
Town of Black Wolf W1-3	943	658	2	6	1	0	3	0	0	2
Town of Clayton W1-7	1478	879	1	25	0	0	7	0	0	1
Town of Menasha W1,2,4,7	1822	1401	3	24	0	1	6	1	0	6
Town of Menasha W3,5,6	1415	1191	4	26	1	0	7	0	0	12
Town of Menasha W8-10	888	974	3	21	0	1	6	0	0	4
Town of Menasha W11-13	677	1041	3	27	0	0	8	0	0	10
Town of Neenah W1-4	1175	903	1	22	0	0	3	0	0	2
Town of Nekimi W1,2	528	359	0	7	0	0	1	1	1	1
Town of Nepeuskun W1	251	160	0	1	1	0	3	0	0	2
Town of Omro W1-3	695	568	4	13	0	0	1	0	0	5
Town of Oshkosh W1A-5	913	641	2	9	1	0	2	0	0	5
Town of Oshkosh W1B	23	15	0	1	0	0	1	0	0	0
Town of Poygan W1,2	425	323	0	4	0	0	2	0	0	0
Town of Rushford W1,2	494	371	2	6	0	0	5	0	0	2
Town of Utica W1,2	494	306	3	6	0	0	0	0	0	2
Town of Vinland W1A,2	667	498	1	8	0	0	2	0	0	0
Town of Vinland W1B	0	3	0	0	0	0	0	0	0	0
Town of Winchester W1,2	656	452	2	7	0	1	7	0	0	1
Town of Winneconne W1-4	894	615	0	19	0	0	0	0	0	0
Town of Winneconne W5	9	8	0	1	0	0	0	0	0	0
Town of Wolf River W1,2A	351	167	3	2	0	0	1	0	0	0
Town of Wolf River W2B,2C	125	98	0	1	0	0	0	0	0	0
Village of Winneconne W1-4	773	584	3	9	0	0	0	0	0	4
City of Appleton W31	44	63	0	1	0	0	0	0	0	0
City of Appleton W32	149	225	1	4	0	0	2	0	0	2
City of Menasha D1,2 W1A,2,4,7	779	1155	6	33	1	1	5	0	0	9
City of Menasha D1,2 W1B	0	0	0	0	0	0	0	0	0	0
City of Menasha D6 W3,14,15	388	550	3	14	0	0	1	0	0	3
City of Menasha D3,4 W5A,6,8,9	817	1214	7	29	0	1	11	0	0	13
City of Menasha D3,4 W5B	0	0	0	0	0	0	0	0	0	0
City of Menasha D5,7 W10-13,21,22	898	1275	2	21	2	2	10	0	0	5
City of Neenah W1-4	977	1314	7	32	0	1	10	0	0	16
City of Neenah W5-8	720	1056	3	34	1	0	5	2	2	8
City of Neenah W9-12	1320	1212	5	28	0	0	4	0	0	6
City of Neenah W13-16	1112	1095	6	30	0	0	10	0	0	6
City of Neenah W17-20	871	1184	2	31	0	0	7	0	0	1
City of Neenah W21-25	1350	1359	6	27	0	2	2	0	0	7
City of Omro W1-7	814	855	4	24	0	1	3	0	0	1
City of Oshkosh D1 W1	528	702	3	12	0	0	6	0	0	4
City of Oshkosh D1 W2	460	771	1	12	0	1	9	0	0	6
City of Oshkosh D2 W3	496	792	1	19	0	1	2	0	0	2
City of Oshkosh D2 W4	499	686	0	15	0	0	6	0	0	2
City of Oshkosh D3 W5	338	639	2	22	0	1	6	0	0	9
City of Oshkosh D3 W6	373	736	0	24	0	0	6	0	0	13
City of Oshkosh D4 W7	511	776	1	9	0	0	4	0	0	3
City of Oshkosh D4 W8	392	771	1	14	0	0	4	0	0	8
City of Oshkosh D5 W9	278	551	1	15	0	0	1	0	0	6
City of Oshkosh D5 W10	460	761	0	22	2	1	10	0	0	6
City of Oshkosh D6 W11	473	684	3	13	1	1	3	0	0	4

OFFICIAL RESULTS
Statement of Votes Cast
Winnebago County, Wisconsin
November 6, 2012 General Election

Date: 11/14/12
Time: 16:56:03
Page: 2 of 15

	President-Vice Pres									
	Romney/Ryan (REP)	Obama/Biden (DEM)	Goode/Clymer (CON)	Johnson/Gray (IND)	La Riva/Ramirez (IND)	White/Scherrer (IND)	Stein/Manski (IND)	Anderson/Rodriguez	Barr/Sheehan	Scattering
City of Oshkosh D6 W12	352	685	4	13	0	1	2	0	0	5
City of Oshkosh D7 W13	567	690	3	10	0	1	3	0	1	2
City of Oshkosh D7 W14	596	683	4	21	0	1	2	0	1	4
City of Oshkosh D8 W15	497	704	2	14	0	1	2	0	0	5
City of Oshkosh D8 W16	656	766	1	12	0	1	4	0	0	3
City of Oshkosh D9 W17	428	752	1	9	0	0	2	0	0	9
City of Oshkosh D9 W18	609	629	1	2	0	0	3	0	0	1
City of Oshkosh D10 W19	464	479	0	7	0	0	1	0	0	2
City of Oshkosh D10 W20	279	195	1	4	0	0	1	0	0	1
City of Oshkosh D11 W21	451	576	0	8	0	0	3	0	0	1
City of Oshkosh D11 W22A	810	717	2	3	0	0	4	0	0	3
City of Oshkosh D11 W22B	0	0	0	0	0	0	0	0	0	0
City of Oshkosh D12 W23A	515	565	1	5	0	0	4	0	0	1
City of Oshkosh D12 W23B	23	55	0	1	0	0	0	0	0	0
City of Oshkosh D12 W24	347	353	1	5	0	0	0	0	0	2
City of Oshkosh D13 W25A	105	160	1	2	0	0	0	0	0	1
City of Oshkosh D13 W25B	352	589	0	8	0	1	1	0	0	2
City of Oshkosh D13 W26	323	401	2	7	0	2	0	0	0	3
City of Oshkosh D14 W27	405	775	1	7	2	0	6	0	0	7
City of Oshkosh D14 W28A	443	617	1	10	0	0	3	0	0	4
City of Oshkosh D14 W28B	89	129	1	0	0	0	2	0	0	0
City of Oshkosh D15 W29A	269	173	1	3	0	0	0	0	0	0
City of Oshkosh D15 W29B	0	0	0	0	0	0	0	0	0	0
City of Oshkosh D16 W30	73	76	2	3	1	0	0	0	0	0
City of Oshkosh D16 W31	169	218	0	6	0	0	1	0	0	0
City of Oshkosh D16 W32	0	0	0	0	0	0	0	0	0	0
City of Oshkosh D15 W33	0	0	0	0	0	0	0	0	0	0
City of Oshkosh D12 W34	0	2	0	0	0	0	0	0	0	0
City of Oshkosh D10 W35	0	0	0	0	0	0	0	0	0	0
Total	42122	45449	136	922	14	24	238	4	5	259

OFFICIAL RESULTS
Statement of Votes Cast
Winnebago County, Wisconsin
November 6, 2012 General Election

Date: 11/14/12
Time: 16:56:03
Page: 3 of 15

	Senator							Congress D6		
	Tommy G. Thompson (REP)	Tammy Baldwin (DEM)	Joseph Kexel (IND)	Nimrod Y.U. Allen (IND)	Riley J. Hood, Cons	Diane E. Lorbiecki	Scattering	Tom Petri (REP)	Joe Kallas (DEM)	Scattering
Jurisdiction Wide										
Town of Algoma W1-2,7-10	1221	908	53	1	0	0	4	1448	677	4
Town of Algoma W3-6	1295	854	22	2	0	0	0	1474	637	1
Town of Black Wolf W1-3	919	636	27	4	0	0	2	1064	482	2
Town of Clayton W1-7	1453	822	60	7	0	0	6	-	-	-
Town of Menasha W1,2,4,7	1765	1327	96	13	0	0	3	2039	1054	6
Town of Menasha W3,5,6	1381	1108	104	12	0	0	6	1661	891	6
Town of Menasha W8-10	855	925	82	8	0	0	7	1062	742	5
Town of Menasha W11-13	684	963	67	13	0	0	6	871	805	6
Town of Neenah W1-4	1153	859	53	6	0	0	2	1353	669	3
Town of Nekimi W1,2	510	354	19	4	0	0	3	619	253	1
Town of Nepeuskun W1	247	158	10	1	0	0	0	291	113	0
Town of Omro W1-3	667	569	22	10	0	0	1	802	438	2
Town of Oshkosh W1A-5	870	629	44	4	0	0	1	1013	492	1
Town of Oshkosh W1B	22	16	1	0	0	0	0	-	-	-
Town of Poygan W1,2	407	314	24	1	0	0	2	482	246	1
Town of Rushford W1,2	459	385	28	3	0	0	0	543	303	0
Town of Utica W1,2	475	298	28	1	0	0	1	554	226	1
Town of Vinland W1A,2	646	475	32	1	0	0	4	752	381	0
Town of Vinland W1B	2	1	0	0	0	0	0	-	-	-
Town of Winchester W1,2	659	410	27	4	0	0	1	-	-	-
Town of Winneconne W1-4	869	598	36	2	0	0	2	-	-	-
Town of Winneconne W5	10	7	1	0	0	0	0	11	4	0
Town of Wolf River W1,2A	335	167	11	1	0	0	1	367	138	0
Town of Wolf River W2B,2C	118	93	5	0	0	0	0	-	-	-
Village of Winneconne W1-4	753	542	38	6	0	0	4	-	-	-
City of Appleton W31	50	52	0	2	0	0	0	48	51	0
City of Appleton W32	154	193	15	6	0	0	1	185	171	3
City of Menasha D1,2 W1A,2,4,7	769	1062	99	15	0	0	6	986	889	6
City of Menasha D1,2 W1B	0	0	0	0	0	0	0	0	0	0
City of Menasha D6 W3,14,15	368	529	39	8	0	0	0	474	437	2
City of Menasha D3,4 W5A,6,8,9	781	1144	94	15	0	0	5	1044	902	7
City of Menasha D3,4 W5B	0	0	0	0	0	0	0	0	0	0
City of Menasha D5,7 W10-13,21,22	887	1188	69	18	0	0	7	1130	970	4
City of Neenah W1-4	987	1219	92	16	0	0	8	1208	1031	10
City of Neenah W5-8	710	977	91	14	2	2	5	934	812	2
City of Neenah W9-12	1333	1132	64	8	0	0	8	1574	913	1
City of Neenah W13-16	1124	1019	77	6	0	0	6	1362	800	5
City of Neenah W17-20	853	1100	90	16	0	0	2	1136	877	3
City of Neenah W21-25	1362	1258	79	9	0	0	6	1649	995	5
City of Omro W1-7	795	818	48	4	0	0	2	987	657	1
City of Oshkosh D1 W1	531	660	25	6	0	0	3	672	526	2
City of Oshkosh D1 W2	466	722	32	4	0	0	7	569	613	6
City of Oshkosh D2 W3	508	704	27	7	0	0	3	505	629	5
City of Oshkosh D2 W4	533	583	30	5	0	0	2	554	510	4
City of Oshkosh D3 W5	361	581	34	11	0	0	3	428	513	4
City of Oshkosh D3 W6	381	671	59	7	0	0	9	468	599	2
City of Oshkosh D4 W7	499	756	20	5	0	0	5	632	616	3
City of Oshkosh D4 W8	390	733	38	6	0	0	2	527	596	4
City of Oshkosh D5 W9	301	479	32	9	0	0	7	338	432	4
City of Oshkosh D5 W10	492	682	52	9	0	0	3	578	603	4
City of Oshkosh D6 W11	456	645	29	10	0	0	4	590	516	2

OFFICIAL RESULTS
Statement of Votes Cast
Winnebago County, Wisconsin
November 6, 2012 General Election

Date: 11/14/12
Time: 16:56:03
Page: 4 of 15

	Senator							Congress D6		
	Tommy G. Thompson (REP)	Tammy Baldwin (DEM)	Joseph Kexel (IND)	Nimrod Y.U. Allen (IND)	Riley J. Hood, Cons	Diane E. Lorbiecki	Scattering	Tom Petri (REP)	Joe Kallas (DEM)	Scattering
City of Oshkosh D6 W12	360	638	35	6	0	0	0	461	523	2
City of Oshkosh D7 W13	558	642	35	8	0	0	1	714	499	0
City of Oshkosh D7 W14	610	625	38	8	0	0	1	731	508	4
City of Oshkosh D8 W15	481	695	31	5	0	0	3	610	546	2
City of Oshkosh D8 W16	639	732	36	4	0	0	2	830	550	1
City of Oshkosh D9 W17	394	748	26	8	0	0	3	570	558	1
City of Oshkosh D9 W18	580	617	19	3	0	0	2	734	435	2
City of Oshkosh D10 W19	450	464	26	4	0	0	1	547	370	1
City of Oshkosh D10 W20	272	195	4	3	0	0	1	319	141	2
City of Oshkosh D11 W21	448	530	28	5	0	0	0	548	444	2
City of Oshkosh D11 W22A	778	710	29	2	0	0	2	935	537	5
City of Oshkosh D11 W22B	0	0	0	0	0	0	0	0	0	0
City of Oshkosh D12 W23A	514	544	16	0	0	0	2	611	421	4
City of Oshkosh D12 W23B	30	45	2	0	0	0	0	36	41	0
City of Oshkosh D12 W24	346	323	16	2	0	0	4	402	263	1
City of Oshkosh D13 W25A	114	137	11	1	0	0	0	136	116	1
City of Oshkosh D13 W25B	330	566	32	5	0	0	4	439	455	4
City of Oshkosh D13 W26	314	382	19	1	0	0	0	389	298	2
City of Oshkosh D14 W27	416	725	27	9	0	0	1	553	591	0
City of Oshkosh D14 W28A	457	574	19	5	0	0	3	568	451	3
City of Oshkosh D14 W28B	86	120	6	3	0	0	1	114	98	0
City of Oshkosh D15 W29A	259	169	9	3	0	0	2	300	132	0
City of Oshkosh D15 W29B	0	0	0	0	0	0	0	0	0	0
City of Oshkosh D16 W30	74	73	5	0	0	0	0	88	61	0
City of Oshkosh D16 W31	169	201	14	4	0	0	0	205	162	0
City of Oshkosh D16 W32	0	0	0	0	0	0	0	0	0	0
City of Oshkosh D15 W33	0	0	0	0	0	0	0	0	0	0
City of Oshkosh D12 W34	0	2	0	0	0	0	0	0	2	0
City of Oshkosh D10 W35	0	0	0	0	0	0	0	0	0	0
Total	41545	42782	2608	409	2	2	193	45824	32411	165

OFFICIAL RESULTS
Statement of Votes Cast
Winnebago County, Wisconsin
November 6, 2012 General Election

Date:11/14/12
Time:16:56:03
Page:5 of 15

	Congress D8			State Senator D18			Assembly D53		
	Reid J. Ribble (REP)	Jamie Wall (DEM)	Scattering	Rick Gudex (REP)	Jessica King (DEM)	Scattering	Michael Schraa (REP)	Ryan Flejter (DEM)	Scattering
Jurisdiction Wide									
Town of Algoma W1-2,7-10	-	-	-	1233	922	2	1319	761	7
Town of Algoma W3-6	-	-	-	1234	908	1	1326	765	3
Town of Black Wolf W1-3	-	-	-	917	672	0	979	558	1
Town of Clayton W1-7	1554	762	1	-	-	-	-	-	-
Town of Menasha W1,2,4,7	-	-	-	-	-	-	-	-	-
Town of Menasha W3,5,6	-	-	-	-	-	-	-	-	-
Town of Menasha W8-10	-	-	-	-	-	-	-	-	-
Town of Menasha W11-13	-	-	-	-	-	-	-	-	-
Town of Neenah W1-4	-	-	-	-	-	-	-	-	-
Town of Nekimi W1,2	-	-	-	515	357	2	560	289	1
Town of Nepeuskun W1	-	-	-	255	149	0	259	129	1
Town of Omro W1-3	-	-	-	689	571	0	755	476	2
Town of Oshkosh W1A-5	-	-	-	885	646	0	959	541	0
Town of Oshkosh W1B	24	14	0	24	16	0	29	10	0
Town of Poygan W1,2	-	-	-	-	-	-	-	-	-
Town of Rushford W1,2	-	-	-	489	372	0	525	312	0
Town of Utica W1,2	-	-	-	502	284	2	536	238	4
Town of Vinland W1A,2	-	-	-	-	-	-	-	-	-
Town of Vinland W1B	1	2	0	-	-	-	-	-	-
Town of Winchester W1,2	713	375	0	-	-	-	-	-	-
Town of Winneconne W1-4	921	558	2	-	-	-	-	-	-
Town of Winneconne W5	-	-	-	-	-	-	-	-	-
Town of Wolf River W1,2A	-	-	-	-	-	-	-	-	-
Town of Wolf River W2B,2C	133	84	0	-	-	-	-	-	-
Village of Winneconne W1-4	795	523	4	-	-	-	-	-	-
City of Appleton W31	-	-	-	-	-	-	-	-	-
City of Appleton W32	-	-	-	-	-	-	-	-	-
City of Menasha D1,2 W1A,2,4,7	-	-	-	-	-	-	-	-	-
City of Menasha D1,2 W1B	-	-	-	-	-	-	-	-	-
City of Menasha D6 W3,14,15	-	-	-	-	-	-	-	-	-
City of Menasha D3,4 W5A,6,8,9	-	-	-	-	-	-	-	-	-
City of Menasha D3,4 W5B	-	-	-	-	-	-	-	-	-
City of Menasha D5,7 W10-13,21,22	-	-	-	-	-	-	-	-	-
City of Neenah W1-4	-	-	-	-	-	-	-	-	-
City of Neenah W5-8	-	-	-	-	-	-	-	-	-
City of Neenah W9-12	-	-	-	-	-	-	-	-	-
City of Neenah W13-16	-	-	-	-	-	-	-	-	-
City of Neenah W17-20	-	-	-	-	-	-	-	-	-
City of Neenah W21-25	-	-	-	-	-	-	-	-	-
City of Omro W1-7	-	-	-	807	849	1	882	743	2
City of Oshkosh D1 W1	-	-	-	500	710	3	-	-	-
City of Oshkosh D1 W2	-	-	-	441	770	4	-	-	-
City of Oshkosh D2 W3	-	-	-	478	712	5	-	-	-
City of Oshkosh D2 W4	-	-	-	457	648	2	-	-	-
City of Oshkosh D3 W5	-	-	-	346	621	4	-	-	-
City of Oshkosh D3 W6	-	-	-	375	736	3	-	-	-
City of Oshkosh D4 W7	-	-	-	486	792	2	-	-	-
City of Oshkosh D4 W8	-	-	-	365	796	2	-	-	-
City of Oshkosh D5 W9	-	-	-	277	539	2	-	-	-
City of Oshkosh D5 W10	-	-	-	459	756	6	-	-	-
City of Oshkosh D6 W11	-	-	-	458	673	1	-	-	-

OFFICIAL RESULTS
Statement of Votes Cast
Winnebago County, Wisconsin
November 6, 2012 General Election

Date:11/14/12
Time:16:56:03
Page:6 of 15

	Congress D8			State Senator D18			Assembly D53		
	Reid J. Ribble (REP)	Jamie Wall (DEM)	Scattering	Rick Gudex (REP)	Jessica King (DEM)	Scattering	Michael Schraa (REP)	Ryan Flejter (DEM)	Scattering
City of Oshkosh D6 W12				347	674	2			
City of Oshkosh D7 W13	-	-	-	547	690	0	-	-	-
City of Oshkosh D7 W14	-	-	-	595	675	1	-	-	-
City of Oshkosh D8 W15	-	-	-	483	708	1	-	-	-
City of Oshkosh D8 W16	-	-	-	622	774	3	-	-	-
City of Oshkosh D9 W17	-	-	-	408	760	2	-	-	-
City of Oshkosh D9 W18	-	-	-	552	644	3	-	-	-
City of Oshkosh D10 W19	-	-	-	427	507	1	-	-	-
City of Oshkosh D10 W20	-	-	-	258	209	1	-	-	-
City of Oshkosh D11 W21	-	-	-	425	574	1	-	-	-
City of Oshkosh D11 W22A	-	-	-	752	757	2	-	-	-
City of Oshkosh D11 W22B	-	-	-	0	0	0	0	0	0
City of Oshkosh D12 W23A	-	-	-	490	574	1	-	-	-
City of Oshkosh D12 W23B	-	-	-	28	50	0	29	47	0
City of Oshkosh D12 W24	-	-	-	329	350	2	359	294	2
City of Oshkosh D13 W25A	-	-	-	112	148	1	121	128	0
City of Oshkosh D13 W25B	-	-	-	323	596	4	-	-	-
City of Oshkosh D13 W26	-	-	-	290	427	0	351	325	0
City of Oshkosh D14 W27	-	-	-	405	767	0	-	-	-
City of Oshkosh D14 W28A	-	-	-	434	621	2	-	-	-
City of Oshkosh D14 W28B	-	-	-	86	125	0	96	111	1
City of Oshkosh D15 W29A	-	-	-	239	194	0	-	-	-
City of Oshkosh D15 W29B	-	-	-	0	0	0	0	0	0
City of Oshkosh D16 W30	-	-	-	71	76	0	76	68	0
City of Oshkosh D16 W31	-	-	-	160	222	0	171	184	0
City of Oshkosh D16 W32	-	-	-	0	0	0	0	0	0
City of Oshkosh D15 W33	-	-	-	0	0	0	0	0	0
City of Oshkosh D12 W34	-	-	-	0	2	0	0	2	0
City of Oshkosh D10 W35	-	-	-	0	0	0	0	0	0
Total	4141	2318	7	20575	24623	69	9332	5981	24

OFFICIAL RESULTS
Statement of Votes Cast
Winnebago County, Wisconsin
November 6, 2012 General Election

Date:11/14/12
Time:16:56:03
Page:7 of 15

	Assembly D54			Assembly D55				Assembly D56		
	Paul J. Esslinger (REP)	Gordon Hintz (DEM)	Scattering	Dean R. Kaufert (REP)	Jim Crail (DEM)	Rich Martin (IND)	Scattering	Dave Murphy (REP)	Richard Schoenbohm (DEM)	Scattering
Jurisdiction Wide										
Town of Algoma W1-2,7-10	-	-	-	-	-	-	-	-	-	-
Town of Algoma W3-6	-	-	-	-	-	-	-	-	-	-
Town of Black Wolf W1-3	-	-	-	-	-	-	-	-	-	-
Town of Clayton W1-7	-	-	-	1661	584	63	3	-	-	-
Town of Menasha W1,2,4,7	-	-	-	2058	970	94	2	-	-	-
Town of Menasha W3,5,6	-	-	-	1713	785	66	4	-	-	-
Town of Menasha W8-10	-	-	-	-	-	-	-	-	-	-
Town of Menasha W11-13	-	-	-	-	-	-	-	-	-	-
Town of Neenah W1-4	-	-	-	1437	559	50	3	-	-	-
Town of Nekimi W1,2	-	-	-	-	-	-	-	-	-	-
Town of Nepeuskun W1	-	-	-	-	-	-	-	-	-	-
Town of Omro W1-3	-	-	-	-	-	-	-	-	-	-
Town of Oshkosh W1A-5	-	-	-	-	-	-	-	-	-	-
Town of Oshkosh W1B	-	-	-	-	-	-	-	-	-	-
Town of Poygan W1,2	-	-	-	-	-	-	-	412	290	0
Town of Rushford W1,2	-	-	-	-	-	-	-	-	-	-
Town of Utica W1,2	-	-	-	-	-	-	-	-	-	-
Town of Vinland W1A,2	-	-	-	-	-	-	-	654	469	0
Town of Vinland W1B	-	-	-	-	-	-	-	1	2	0
Town of Winchester W1,2	-	-	-	-	-	-	-	687	383	0
Town of Winneconne W1-4	-	-	-	-	-	-	-	877	577	1
Town of Winneconne W5	-	-	-	-	-	-	-	12	5	0
Town of Wolf River W1,2A	-	-	-	-	-	-	-	345	154	1
Town of Wolf River W2B,2C	-	-	-	-	-	-	-	126	88	0
Village of Winneconne W1-4	-	-	-	-	-	-	-	765	531	5
City of Appleton W31	-	-	-	-	-	-	-	-	-	-
City of Appleton W32	-	-	-	-	-	-	-	-	-	-
City of Menasha D1,2 W1A,2,4,7	-	-	-	-	-	-	-	-	-	-
City of Menasha D1,2 W1B	-	-	-	0	0	0	0	-	-	-
City of Menasha D6 W3,14,15	-	-	-	-	-	-	-	-	-	-
City of Menasha D3,4 W5A,6,8,9	-	-	-	-	-	-	-	-	-	-
City of Menasha D3,4 W5B	-	-	-	0	0	0	0	-	-	-
City of Menasha D5,7 W10-13,21,22	-	-	-	-	-	-	-	-	-	-
City of Neenah W1-4	-	-	-	1278	884	102	8	-	-	-
City of Neenah W5-8	-	-	-	1013	678	71	3	-	-	-
City of Neenah W9-12	-	-	-	1677	762	78	4	-	-	-
City of Neenah W13-16	-	-	-	1394	731	66	2	-	-	-
City of Neenah W17-20	-	-	-	1198	770	71	0	-	-	-
City of Neenah W21-25	-	-	-	1705	896	71	11	-	-	-
City of Omro W1-7	-	-	-	-	-	-	-	-	-	-
City of Oshkosh D1 W1	505	692	4	-	-	-	-	-	-	-
City of Oshkosh D1 W2	428	765	4	-	-	-	-	-	-	-
City of Oshkosh D2 W3	458	692	4	-	-	-	-	-	-	-
City of Oshkosh D2 W4	461	606	3	-	-	-	-	-	-	-
City of Oshkosh D3 W5	338	618	3	-	-	-	-	-	-	-
City of Oshkosh D3 W6	352	734	4	-	-	-	-	-	-	-
City of Oshkosh D4 W7	444	809	5	-	-	-	-	-	-	-
City of Oshkosh D4 W8	351	787	1	-	-	-	-	-	-	-
City of Oshkosh D5 W9	269	522	2	-	-	-	-	-	-	-
City of Oshkosh D5 W10	424	784	2	-	-	-	-	-	-	-
City of Oshkosh D6 W11	446	676	3	-	-	-	-	-	-	-

OFFICIAL RESULTS
Statement of Votes Cast
Winnebago County, Wisconsin
November 6, 2012 General Election

Date:11/14/12
Time:16:56:03
Page:8 of 15

	Assembly D54			Assembly D55				Assembly D56		
	Paul J. Esslinger (REP)	Gordon Hintz (DEM)	Scattering	Dean R. Kaufert (REP)	Jim Crai (DEM)	Rich Martin (IND)	Scattering	Dave Murphy (REP)	Richard Schoenbohm (DEM)	Scattering
City of Oshkosh D6 W12	325	680	0	-	-	-	-	-	-	-
City of Oshkosh D7 W13	550	676	1	-	-	-	-	-	-	-
City of Oshkosh D7 W14	570	679	4	-	-	-	-	-	-	-
City of Oshkosh D8 W15	469	709	2	-	-	-	-	-	-	-
City of Oshkosh D8 W16	631	757	4	-	-	-	-	-	-	-
City of Oshkosh D9 W17	402	748	2	-	-	-	-	-	-	-
City of Oshkosh D9 W18	552	634	2	-	-	-	-	-	-	-
City of Oshkosh D10 W19	412	510	1	-	-	-	-	-	-	-
City of Oshkosh D10 W20	267	195	2	-	-	-	-	-	-	-
City of Oshkosh D11 W21	418	577	0	-	-	-	-	-	-	-
City of Oshkosh D11 W22A	736	754	3	-	-	-	-	-	-	-
City of Oshkosh D11 W22B	-	-	-	-	-	-	-	-	-	-
City of Oshkosh D12 W23A	455	601	1	-	-	-	-	-	-	-
City of Oshkosh D12 W23B	-	-	-	-	-	-	-	-	-	-
City of Oshkosh D12 W24	-	-	-	-	-	-	-	-	-	-
City of Oshkosh D13 W25A	-	-	-	-	-	-	-	-	-	-
City of Oshkosh D13 W25B	316	587	5	-	-	-	-	-	-	-
City of Oshkosh D13 W26	-	-	-	-	-	-	-	-	-	-
City of Oshkosh D14 W27	370	786	0	-	-	-	-	-	-	-
City of Oshkosh D14 W28A	409	628	1	-	-	-	-	-	-	-
City of Oshkosh D14 W28B	-	-	-	-	-	-	-	-	-	-
City of Oshkosh D15 W29A	236	194	1	-	-	-	-	-	-	-
City of Oshkosh D15 W29B	-	-	-	-	-	-	-	-	-	-
City of Oshkosh D16 W30	-	-	-	-	-	-	-	-	-	-
City of Oshkosh D16 W31	-	-	-	-	-	-	-	-	-	-
City of Oshkosh D16 W32	-	-	-	-	-	-	-	-	-	-
City of Oshkosh D15 W33	-	-	-	-	-	-	-	-	-	-
City of Oshkosh D12 W34	-	-	-	-	-	-	-	-	-	-
City of Oshkosh D10 W35	-	-	-	-	-	-	-	-	-	-
Total	11594	17400	64	15134	7619	732	40	3879	2499	7

OFFICIAL RESULTS
Statement of Votes Cast
Winnebago County, Wisconsin
November 6, 2012 General Election

Date: 11/14/12
Time: 16:56:03
Page: 9 of 15

	Assembly D57			District Attorney		County Clerk		Treasurer	
	Penny Schaber (DEM)	Brian Garrov, Rep	Scattering	Christian A. Gossett (REP)	Scattering	Sue Ertmer (REP)	Scattering	Mary E. Krueger (REP)	Scattering
Jurisdiction Wide									
Town of Algoma W1-2,7-10	-	-	-	1694	21	1640	13	1632	12
Town of Algoma W3-6	-	-	-	1749	18	1646	6	1628	13
Town of Black Wolf W1-3	-	-	-	1281	17	1192	5	1185	8
Town of Clayton W1-7	-	-	-	1947	21	1930	13	1926	11
Town of Menasha W1,2,4,7	-	-	-	2563	37	2531	25	2538	26
Town of Menasha W3,5,6	-	-	-	2047	32	2036	25	2038	24
Town of Menasha W8-10	1281	57	46	1348	36	1351	25	1356	24
Town of Menasha W11-13	1305	39	38	1243	42	1248	34	1249	37
Town of Neenah W1-4	-	-	-	1708	18	1707	9	1702	9
Town of Nekimi W1,2	-	-	-	726	9	741	6	732	7
Town of Nepeuskun W1	-	-	-	350	2	349	1	344	1
Town of Omro W1-3	-	-	-	1030	24	1025	15	1017	13
Town of Oshkosh W1A-5	-	-	-	1232	15	1238	7	1229	7
Town of Oshkosh WIB	-	-	-	32	1	33	1	33	1
Town of Poygan W1,2	-	-	-	569	10	587	6	584	8
Town of Rushford W1,2	-	-	-	703	6	717	2	708	2
Town of Utica W1,2	-	-	-	655	3	617	1	615	2
Town of Vinland W1A,2	-	-	-	914	6	944	3	935	4
Town of Vinland WIB	-	-	-	2	0	2	0	2	0
Town of Winchester W1,2	-	-	-	908	19	925	6	916	8
Town of Winneconne W1-4	-	-	-	1190	9	1216	4	1205	4
Town of Winneconne W5	-	-	-	12	1	12	1	12	1
Town of Wolf River W1,2A	-	-	-	417	3	405	4	405	4
Town of Wolf River W2B,2C	-	-	-	176	2	177	1	176	2
Village of Winneconne W1-4	-	-	-	1056	25	1042	18	1039	17
City of Appleton W31	64	2	5	63	2	70	2	70	0
City of Appleton W32	265	0	6	256	9	261	11	268	8
City of Menasha D1,2 W1A,2,4,7	1456	11	51	1406	55	1406	43	1417	40
City of Menasha D1,2 WIB	-	-	-	0	0	0	0	0	0
City of Menasha D6 W3,14,15	717	11	23	672	15	660	10	662	13
City of Menasha D3,4 W5A,6,8,9	1510	17	49	1439	51	1446	36	1443	35
City of Menasha D3,4 W5B	-	-	-	0	0	0	0	0	0
City of Menasha D5,7 W10-13,21,22	1633	28	47	1572	44	1584	24	1583	27
City of Neenah W1-4	-	-	-	1662	65	1679	56	1687	61
City of Neenah W5-8	-	-	-	1356	28	1342	27	1337	29
City of Neenah W9-12	-	-	-	1966	39	1975	37	1966	35
City of Neenah W13-16	-	-	-	1751	27	1752	27	1760	24
City of Neenah W17-20	-	-	-	1580	38	1553	25	1555	24
City of Neenah W21-25	-	-	-	2134	36	2157	28	2148	28
City of Omro W1-7	-	-	-	1318	34	1319	24	1301	27
City of Oshkosh D1 W1	-	-	-	894	17	851	12	844	8
City of Oshkosh D1 W2	-	-	-	844	35	812	26	806	23
City of Oshkosh D2 W3	-	-	-	914	27	846	25	859	21
City of Oshkosh D2 W4	-	-	-	860	29	836	24	834	26
City of Oshkosh D3 W5	-	-	-	709	46	706	41	706	39
City of Oshkosh D3 W6	-	-	-	770	39	771	37	768	35
City of Oshkosh D4 W7	-	-	-	863	53	842	36	826	38
City of Oshkosh D4 W8	-	-	-	814	49	803	31	783	34
City of Oshkosh D5 W9	-	-	-	560	31	550	29	549	26
City of Oshkosh D5 W10	-	-	-	861	39	844	30	830	33
City of Oshkosh D6 W11	-	-	-	838	32	812	19	806	20

OFFICIAL RESULTS
Statement of Votes Cast
Winnebago County, Wisconsin
November 6, 2012 General Election

Date: 11/14/12
Time: 16:56:03
Page: 10 of 15

	Assembly D57			District Attorney		County Clerk		Treasurer	
	Penny Schaber (DEM)	Brian Garrow, Rep	Scattering	Christian A. Gossett (REP)	Scattering	Sue Ertmer (REP)	Scattering	Mary E. Krueger (REP)	Scattering
City of Oshkosh D6 W12	-	-	-	703	41	676	31	683	29
City of Oshkosh D7 W13	-	-	-	914	26	896	23	889	22
City of Oshkosh D7 W14	-	-	-	968	20	958	13	942	14
City of Oshkosh D8 W15	-	-	-	864	29	843	20	840	20
City of Oshkosh D8 W16	-	-	-	1089	21	1058	13	1051	9
City of Oshkosh D9 W17	-	-	-	826	25	821	21	815	22
City of Oshkosh D9 W18	-	-	-	947	14	955	10	944	12
City of Oshkosh D10 W19	-	-	-	728	13	701	9	703	8
City of Oshkosh D10 W20	-	-	-	390	6	380	5	376	5
City of Oshkosh D11 W21	-	-	-	797	7	775	10	775	7
City of Oshkosh D11 W22A	-	-	-	1174	26	1159	13	1147	14
City of Oshkosh D11 W22B	-	-	-	0	0	0	0	0	0
City of Oshkosh D12 W23A	-	-	-	822	16	837	12	829	9
City of Oshkosh D12 W23B	-	-	-	54	2	54	2	53	3
City of Oshkosh D12 W24	-	-	-	499	16	499	7	498	7
City of Oshkosh D13 W25A	-	-	-	183	4	184	5	183	5
City of Oshkosh D13 W25B	-	-	-	617	26	640	17	633	17
City of Oshkosh D13 W26	-	-	-	538	10	537	6	536	9
City of Oshkosh D14 W27	-	-	-	824	24	805	18	807	18
City of Oshkosh D14 W28A	-	-	-	773	17	774	16	765	16
City of Oshkosh D14 W28B	-	-	-	162	9	157	4	157	3
City of Oshkosh D15 W29A	-	-	-	357	2	362	3	362	3
City of Oshkosh D15 W29B	-	-	-	0	0	0	0	0	0
City of Oshkosh D16 W30	-	-	-	118	3	118	1	120	0
City of Oshkosh D16 W31	-	-	-	274	11	271	7	272	7
City of Oshkosh D16 W32	-	-	-	0	0	0	0	0	0
City of Oshkosh D15 W33	-	-	-	0	0	0	0	0	0
City of Oshkosh D12 W34	-	-	-	2	0	2	0	2	0
City of Oshkosh D10 W35	-	-	-	0	0	0	0	0	0
Total	8231	165	265	66277	1585	65650	1157	65396	1158

OFFICIAL RESULTS
Statement of Votes Cast
Winnebago County, Wisconsin
November 6, 2012 General Election

Date:11/14/12
Time:16:56:03
Page:11 of 15

	Reg of Deeds	
	Julie Pagel (REP)	Scattering
Jurisdiction Wide		
Town of Algoma W1-2,7-10	1645	10
Town of Algoma W3-6	1639	12
Town of Black Wolf W1-3	1196	6
Town of Clayton W1-7	1931	9
Town of Menasha W1,2,4,7	2531	24
Town of Menasha W3,5,6	2036	21
Town of Menasha W8-10	1358	25
Town of Menasha W11-13	1252	34
Town of Neenah W1-4	1709	11
Town of Nekimi W1,2	741	6
Town of Nepeuskun W1	346	1
Town of Omro W1-3	1024	13
Town of Oshkosh W1A-5	1241	5
Town of Oshkosh W1B	34	1
Town of Poygan W1,2	588	7
Town of Rushford W1,2	711	1
Town of Utica W1,2	619	1
Town of Vinland W1A,2	934	3
Town of Vinland W1B	2	0
Town of Winchester W1,2	928	6
Town of Winneconne W1-4	1213	4
Town of Winneconne W5	12	1
Town of Wolf River W1,2A	403	4
Town of Wolf River W2B,2C	179	1
Village of Winneconne W1-4	1039	18
City of Appleton W31	62	1
City of Appleton W32	256	9
City of Menasha D1,2 W1A,2,4,7	1417	40
City of Menasha D1,2 W1B	0	0
City of Menasha D6 W3,14,15	664	12
City of Menasha D3,4 W5A,6,8,9	1444	31
City of Menasha D3,4 W5B	0	0
City of Menasha D5,7 W10-13,21,22	1583	26
City of Neenah W1-4	1692	55
City of Neenah W5-8	1352	27
City of Neenah W9-12	1971	33
City of Neenah W13-16	1768	25
City of Neenah W17-20	1560	24
City of Neenah W21-25	2155	28
City of Omro W1-7	1309	25
City of Oshkosh D1 W1	859	11
City of Oshkosh D1 W2	815	24
City of Oshkosh D2 W3	851	22
City of Oshkosh D2 W4	830	26
City of Oshkosh D3 W5	713	35
City of Oshkosh D3 W6	776	35
City of Oshkosh D4 W7	846	38
City of Oshkosh D4 W8	799	31
City of Oshkosh D5 W9	556	25
City of Oshkosh D5 W10	844	29
City of Oshkosh D6 W11	817	17

OFFICIAL RESULTS
Statement of Votes Cast
Winnebago County, Wisconsin
November 6, 2012 General Election

Date: 11/14/12
Time: 16:56:03
Page: 12 of 15

	Reg of Deeds	
	Julie Pagel (REP)	Scattering
City of Oshkosh D6 W12	680	29
City of Oshkosh D7 W13	909	20
City of Oshkosh D7 W14	953	19
City of Oshkosh D8 W15	856	20
City of Oshkosh D8 W16	1070	9
City of Oshkosh D9 W17	832	17
City of Oshkosh D9 W18	953	14
City of Oshkosh D10 W19	707	6
City of Oshkosh D10 W20	377	3
City of Oshkosh D11 W21	782	7
City of Oshkosh D11 W22A	1163	11
City of Oshkosh D11 W22B	0	0
City of Oshkosh D12 W23A	842	12
City of Oshkosh D12 W23B	53	2
City of Oshkosh D12 W24	502	5
City of Oshkosh D13 W25A	190	5
City of Oshkosh D13 W25B	650	15
City of Oshkosh D13 W26	535	5
City of Oshkosh D14 W27	821	17
City of Oshkosh D14 W28A	782	12
City of Oshkosh D14 W28B	155	5
City of Oshkosh D15 W29A	364	3
City of Oshkosh D15 W29B	0	0
City of Oshkosh D16 W30	117	1
City of Oshkosh D16 W31	273	7
City of Oshkosh D16 W32	0	0
City of Oshkosh D15 W33	0	0
City of Oshkosh D12 W34	2	0
City of Oshkosh D10 W35	0	0
Total	65818	1097

OFFICIAL RESULTS
Statement of Votes Cast
Winnebago County, Wisconsin
November 6, 2012 General Election

Date:11/14/12
Time:16:56:03
Page:14 of 15

THE WHOLE NUMBER OF VOTES GIVEN: Assembly D53
WAS 15337 (OF WHICH)

Michael Schraa (REP)	RECEIVED	9332
Ryan Flejter (DEM)	RECEIVED	5981
Scattering	RECEIVED	24

THE WHOLE NUMBER OF VOTES GIVEN: Assembly D54
WAS 29058 (OF WHICH)

Paul J. Esslinger (REP)	RECEIVED	11594
Gordon Hintz (DEM)	RECEIVED	17400
Scattering	RECEIVED	64

THE WHOLE NUMBER OF VOTES GIVEN: Assembly D55
WAS 23525 (OF WHICH)

Dean R. Kaufert (REP)	RECEIVED	15134
Jim Crail (DEM)	RECEIVED	7619
Rich Martin (IND)	RECEIVED	732
Scattering	RECEIVED	40

THE WHOLE NUMBER OF VOTES GIVEN: Assembly D56
WAS 6385 (OF WHICH)

Dave Murphy (REP)	RECEIVED	3879
Richard Schoenbohm (DEM)	RECEIVED	2499
Scattering	RECEIVED	7

THE WHOLE NUMBER OF VOTES GIVEN: Assembly D57
WAS 8661 (OF WHICH)

Penny Schaber (DEM)	RECEIVED	8231
Brian Garrow, Rep	RECEIVED	165
Scattering	RECEIVED	265

THE WHOLE NUMBER OF VOTES GIVEN: District Attorney
WAS 67862 (OF WHICH)

Christian A. Gossett (REP)	RECEIVED	66277
Scattering	RECEIVED	1585

THE WHOLE NUMBER OF VOTES GIVEN: County Clerk
WAS 66807 (OF WHICH)

Sue Ertmer (REP)	RECEIVED	65650
Scattering	RECEIVED	1157

THE WHOLE NUMBER OF VOTES GIVEN: Treasurer
WAS 66554 (OF WHICH)

Mary E. Krueger (REP)	RECEIVED	65396
Scattering	RECEIVED	1158

THE WHOLE NUMBER OF VOTES GIVEN: Reg of Deeds

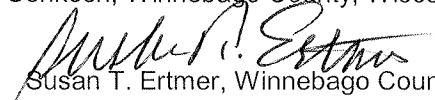
OFFICIAL RESULTS
Statement of Votes Cast
Winnebago County, Wisconsin
November 6, 2012 General Election

Date:11/14/12
Time:16:56:03
Page:15 of 15

WAS 66915 (OF WHICH)

Julie Pagel (REP)	RECEIVED	65818
Scattering	RECEIVED	1097

Signed by us this 15th day of November, 2012 in Oshkosh, Winnebago County, Wisconsin.


Susan T. Ertmer, Winnebago County Clerk


Florence Youngwirth, Democrat


Jean Moxon, Republican

State of Wisconsin
County of Winnebago

I, Susan T. Ertmer, Winnebago County Clerk, do hereby certify that the foregoing has been compared by me with the original certified statement of the Board of Canvassers on file in my office and that the same is a true and complete copy thereof.

In testimony thereof, I have set my hand and affixed the seal of the Winnebago County Clerk at Oshkosh, Wisconsin this 15th day of November 2012.

Susan T. Ertmer, Winnebago County Clerk