

ALL CONTESTS
WINNEBAGO COUNTY
2014 FALL PARTISAN
PRIMARY

SUMMARY STATEMENT OF THE BOARD OF CANVASSERS

The total number of votes cast for the **GOVERNOR - DEMOCRATIC**
was **5,425**

of which

MARY BURKE	received	4,995
BRETT HULSEY	received	426
SCATTERING	received	4

The total number of votes cast for the **LIEUTENANT GOVERNOR - DEMOCRATIC**
was **4,755**

of which

JOHN LEHMAN	received	2,508
MARY JO WALTERS	received	2,243
SCATTERING	received	4

The total number of votes cast for the **ATTORNEY GENERAL - DEMOCRATIC**
was **4,926**

of which

SUSAN V. HAPP	received	3,299
ISMAEL OZANNE	received	381
JON RICHARDS	received	1,242
SCATTERING	received	4

The total number of votes cast for the **SECRETARY OF STATE - DEMOCRATIC**
was **4,501**

of which

DOUG LA FOLLETTE	received	4,490
SCATTERING	received	11

The total number of votes cast for the **STATE TREASURER - DEMOCRATIC**
was **4,261**

of which

DAVE LEEPER	received	1,897
DAVID L. SARTORI	received	2,358
SCATTERING	received	6

The total number of votes cast for the **CONGRESSIONAL - DISTRICT 6 - DEMOCRATIC**
was **4,290**

of which

MARK L. HARRIS	received	4,272
SCATTERING	received	18

The total number of votes cast for the **CONGRESSIONAL - DISTRICT 8 - DEMOCRATIC** was 273

of which	RON GRUETT	received	270
	SCATTERING	received	3

The total number of votes cast for the **STATE SENATE - DISTRICT 19 - DEMOCRATIC** was 2,305

of which	PENNY BERNARD SCHABER	received	2,290
	SCATTERING	received	15

The total number of votes cast for the **ASSEMBLY - DISTRICT 53 - DEMOCRATIC** was 19

of which	SCATTERING	received	19
----------	------------	----------	----

The total number of votes cast for the **ASSEMBLY - DISTRICT 54 - DEMOCRATIC** was 1,591

of which	GORDON HINTZ	received	1,583
	SCATTERING	received	8

The total number of votes cast for the **ASSEMBLY - DISTRICT 55 - DEMOCRATIC** was 1,281

of which	MARK WESTPHAL	received	1,280
	SCATTERING	received	1

The total number of votes cast for the **ASSEMBLY - DISTRICT 56 - DEMOCRATIC** was 16

of which	SCATTERING	received	16
----------	------------	----------	----

The total number of votes cast for the **ASSEMBLY - DISTRICT 57 - DEMOCRATIC** was 618

of which	AMANDA STUCK	received	615
	SCATTERING	received	3

The total number of votes cast for the **GOVERNOR - REPUBLICAN** was 8,569

of which	SCOTT WALKER	received	8,497
	STEVE R. EVANS (write-in)	received	8
	SCATTERING	received	64

The total number of votes cast for the **LIEUTENANT GOVERNOR -REPUBLICAN** was 8,143

of which	REBECCA KLEEFISCH	received	8,096
	SCATTERING	received	47

The total number of votes cast for the **ATTORNEY GENERAL - REPUBLICAN** was 7,595

of which	BRAD SCHIMEL	received	7,575
	SCATTERING	received	20

The total number of votes cast for the **SECRETARY OF STATE - REPUBLICAN** was 7,349

of which	JULIAN BRADLEY	received	4,580
	GAREY BIES	received	2,750
	SCATTERING	received	19

The total number of votes cast for the **STATE TREASURER - REPUBLICAN** was 7,218

of which	MATT ADAMCZYK	received	3,830
	RANDALL MELCHERT	received	3,369
	SCATTERING	received	19

The total number of votes cast for the **CONGRESSIONAL - DISTRICT 6 - REPUBLICAN** was 8,340

of which	GLENN GROTHMAN	received	2,955
	TOM DENOW	received	535
	JOE LEIBHAM	received	2,127
	DUEY STROEBEL	received	2,716
	SCATTERING	received	7

The total number of votes cast for the **CONGRESSIONAL - DISTRICT 8 - REPUBLICAN** was 658

of which	REID J. RIBBLE	received	657
	SCATTERING	received	1

The total number of votes cast for the **STATE SENATE - DISTRICT 19 - REPUBLICAN** was 4,178

of which	ROGER ROTH	received	4,164
	SCATTERING	received	14

The total number of votes cast for the **ASSEMBLY - DISTRICT 53 - REPUBLICAN** was 1,625

of which	MICHAEL SCHRAA	received	1,615
	SCATTERING	received	10

The total number of votes cast for the **ASSEMBLY - DISTRICT 54 - REPUBLICAN** was 1,770

of which	MARK ELLIOTT	received	1,759
	SCATTERING	received	11

The total number of votes cast for the **ASSEMBLY - DISTRICT 55 - REPUBLICAN** was 3,749

of which	JAY SCHROEDER	received	328
	RYAN PHEIFER	received	1,099
	MIKE ROHRKASTE	received	1,340
	JOHN R. LEHMAN	received	340
	STEVEN GILLESPIE	received	642
	SCATTERING	received	0

The total number of votes cast for the **ASSEMBLY - DISTRICT 56 - REPUBLICAN** was 515

of which	DAVE MURPHY	received	514
	SCATTERING	received	1

The total number of votes cast for the **ASSEMBLY - DISTRICT 57 - REPUBLICAN** was 684

of which	CHRIS KLEIN	received	679
	SCATTERING	received	5

The total number of votes cast for the **GOVERNOR - CONSTITUTION** was 2

of which	SCATTERING	received	2
----------	-------------------	----------	----------

The total number of votes cast for the **LIEUTENANT GOVERNOR - CONSTITUTION** was 2

of which	SCATTERING	received	2
----------	-------------------	----------	----------

The total number of votes cast for the **ATTORNEY GENERAL - CONSTITUTION** was 2

of which	SCATTERING	received	2
----------	-------------------	----------	----------

The total number of votes cast for the **SECRETARY OF STATE - CONSTITUTION**

was

13

of which

JERRY BROITZMAN	received	13
SCATTERING	received	0

The total number of votes cast for the **STATE TREASURER - CONSTITUTION**

was

12

of which

ANDREW ZUELKE	received	12
SCATTERING	received	0

The total number of votes cast for the **CONGRESSIONAL - DISTRICT 6 - CONSTITUTION**

was

0

of which

SCATTERING	received	0
------------	----------	---

The total number of votes cast for the **CONGRESSIONAL - DISTRICT 8 - CONSTITUTION**

was

1

of which

SCATTERING	received	1
------------	----------	---

The total number of votes cast for the **STATE SENATE - DISTRICT 19 - CONSTITUTION**

was

1

of which

SCATTERING	received	1
------------	----------	---

The total number of votes cast for the **ASSEMBLY - DISTRICT 53 - CONSTITUTION**

was

0

of which

SCATTERING	received	0
------------	----------	---

The total number of votes cast for the **ASSEMBLY - DISTRICT 54 - CONSTITUTION**

was

0

of which

SCATTERING	received	0
------------	----------	---

The total number of votes cast for the **ASSEMBLY - DISTRICT 55 - CONSTITUTION**

was

1

of which

SCATTERING	received	1
------------	----------	---

The total number of votes cast for the **ASSEMBLY - DISTRICT 56 - CONSTITUTION**

was

0

of which

SCATTERING	received	0
------------	----------	---

The total number of votes cast for the **ASSEMBLY - DISTRICT 57 - CONSTITUTION**

was

0

of which




SCATTERING	received	0
------------	----------	---

Certification of the Board of Canvassers

We, the undersigned, certify that we are the members of the Board of Canvassers for WINNEBAGO County.

We certify that the attached tabular statement of Votes Cast and Summary Statement of the Board of Canvassers, canvassed and prepared by us, are correct and true as compiled from the original returns made to the WINNEBAGO County Clerk.

BOARD OF CANVASSERS

(1)  (2) 
(3) 

(Date) Tuesday, August 19, 2014

Statement of Votes Cast
Winnebago County, WI
Primary Election
August 12, 2014

Date:08/19/14
Time:16:02:55
Page:1 of 20

SOVC For Jurisdiction Wide, All Counters, County Canvass

	Dem-Governor			Dem-Lt. Governor			Dem-Attorney General			
	Mary Burke	Brett Hulsey	Scattering	John Lehman	Mary Jo Walters	Scattering	Susan V. Happ	Ismael Ozanne	Jon Richards	Scattering
Jurisdiction Wide										
Town of Algoma W1-2,7-10	101	10	0	53	49	0	78	3	24	0
Town of Algoma W3-6	129	8	0	65	47	0	71	15	41	0
Town of Black Wolf W1-3	108	12	0	50	54	0	64	9	40	0
Town of Clayton W1-7	105	7	0	61	43	0	62	11	30	0
Town of Menasha W1,2,4,7	120	8	0	68	51	0	83	10	23	0
Town of Menasha W3,5,6	128	11	0	60	61	0	91	12	22	0
Town of Menasha W8-10	121	11	0	53	61	0	83	10	31	0
Town of Menasha W11-13	102	10	0	50	54	0	77	6	21	0
Town of Neenah W1-4	89	8	0	42	36	0	66	4	13	0
Town of Nekimi W1,2	35	7	0	17	19	1	22	2	13	0
Town of Nepeuskun W1	24	1	0	10	10	0	13	4	1	0
Town of Omro W1-3	72	6	0	42	28	0	44	4	24	0
Town of Oshkosh W1A-5	117	8	0	43	61	0	84	5	18	0
Town of Oshkosh W1B	0	0	0	0	0	0	0	0	0	0
Town of Poygan W1,2	42	7	0	22	23	0	36	7	4	0
Town of Rushford W1,2	60	3	0	33	21	0	41	2	16	0
Town of Utica W1,2	38	7	0	14	26	0	27	2	11	0
Town of Vinland W1A,2	77	6	0	43	32	0	50	2	23	0
Town of Vinland W1B	0	0	0	0	0	0	0	0	0	0
Town of Winchester W1,2	63	16	0	36	34	0	47	4	20	0
Town of Winneconne W1-4	76	17	0	40	42	0	47	9	29	0
Town of Winneconne W5	0	0	0	0	0	0	0	0	0	0
Town of Wolf River W1,2A	19	6	0	12	12	0	17	2	6	0
Town of Wolf River W2B,2C	13	2	0	5	7	0	10	1	2	0
Village of Winneconne W1-4	62	15	0	38	24	1	47	7	11	2
City of Appleton W31	2	0	0	2	0	0	1	0	1	0
City of Appleton W32	35	3	0	19	13	0	21	0	12	0
City of Menasha D1,2 W1A,2,4,7	124	10	0	55	61	0	85	16	23	0
City of Menasha D1,2 W1B	0	0	0	0	0	0	0	0	0	0
City of Menasha D6 W3,14,15	60	6	0	32	33	0	49	4	10	0
City of Menasha D3,4 W5A,6,8,9,23-29	125	15	0	66	64	0	90	14	31	0
City of Menasha D4 W5B	0	0	0	0	0	0	0	0	0	0
City of Menasha D5,7 W10-13,21,22	126	10	0	72	54	0	88	6	31	0
City of Neenah W1-4	177	10	0	83	82	0	121	13	36	0
City of Neenah W5-8	114	10	0	48	64	0	77	8	34	0
City of Neenah W9-12	180	6	0	90	69	0	112	13	37	0
City of Neenah W13-16	165	11	0	96	61	0	97	22	41	0
City of Neenah W17-20	156	12	0	83	71	0	105	9	38	0
City of Neenah W21-25	152	14	0	80	74	0	115	9	33	0
City of Omro W1-7	120	13	0	65	57	0	85	7	36	0
City of Oshkosh D1 W1	84	4	0	45	22	0	49	3	16	0
City of Oshkosh D1 W2	70	2	0	39	28	0	35	11	23	0
City of Oshkosh D2 W3	6	0	0	3	3	0	1	3	2	0
City of Oshkosh D2 W4	5	0	0	2	3	0	2	1	2	0
City of Oshkosh D3 W5	28	1	0	12	11	0	19	3	5	0
City of Oshkosh D3 W6	46	3	0	24	18	0	30	5	9	0
City of Oshkosh D4 W7	119	8	3	39	63	0	68	8	36	0
City of Oshkosh D4 W8	65	5	0	24	33	0	41	6	13	0
City of Oshkosh D5 W9	26	1	0	10	13	0	13	4	6	0
City of Oshkosh D5 W10	75	4	1	36	26	1	29	7	30	1
City of Oshkosh D6 W11	70	2	0	40	24	0	48	2	21	0
City of Oshkosh D6 W12	47	1	0	32	13	0	29	5	11	0

Statement of Votes Cast
Winnebago County, WI
Primary Election
August 12, 2014

Date:08/19/14
Time:16:02:55
Page:2 of 20

SOVC For Jurisdiction Wide, All Counters, County Canvass

	Dem-Governor			Dem-Lt. Governor			Dem-Attorney General			
	Mary Burke	Brett Hulsey	Scattering	John Lehman	Mary Jo Walters	Scattering	Susan V. Happ	Ismael Ozanne	Jon Richards	Scattering
City of Oshkosh D7 W13	64	5	0	27	28	0	32	3	24	0
City of Oshkosh D7 W14	81	9	0	45	31	0	63	1	22	0
City of Oshkosh D8 W15	58	5	0	27	23	0	39	3	16	0
City of Oshkosh D8 W16	101	10	0	46	51	0	70	8	23	0
City of Oshkosh D9 W17	72	8	0	34	34	0	42	3	21	0
City of Oshkosh D9 W18	100	10	0	47	49	0	64	13	23	0
City of Oshkosh D10 W19	44	3	0	17	19	0	23	5	10	0
City of Oshkosh D10 W20	9	0	0	5	3	0	6	0	2	0
City of Oshkosh D11 W21	38	4	0	25	11	0	23	3	11	0
City of Oshkosh D11 W22A	98	5	0	54	41	0	62	5	27	0
City of Oshkosh D11 W22B	0	0	0	0	0	0	0	0	0	0
City of Oshkosh D12 W23A	94	2	0	46	34	0	58	5	23	0
City of Oshkosh D12 W23B	4	0	0	0	3	0	3	1	0	0
City of Oshkosh D12 W24	27	6	0	18	10	0	19	2	8	0
City of Oshkosh D13 W25A	13	1	0	9	5	0	8	2	3	0
City of Oshkosh D13 W25B	66	9	0	36	33	0	43	8	17	0
City of Oshkosh D13 W26	42	1	0	17	23	0	27	2	10	0
City of Oshkosh D14 W27	94	3	0	46	38	0	65	6	20	1
City of Oshkosh D14 W28A	73	5	0	36	35	0	49	1	16	0
City of Oshkosh D14 W28B	3	0	0	1	1	0	3	0	0	0
City of Oshkosh D15 W29A	21	2	0	9	11	1	17	0	4	0
City of Oshkosh D15 W29B	0	0	0	0	0	0	0	0	0	0
City of Oshkosh D16 W30	4	0	0	2	1	0	3	0	0	0
City of Oshkosh D16 W31	8	1	0	5	4	0	9	0	0	0
City of Oshkosh D16 W32	0	0	0	0	0	0	0	0	0	0
City of Oshkosh D15 W33	3	0	0	2	0	0	1	0	2	0
City of Oshkosh D12 W34	0	0	0	0	0	0	0	0	0	0
City of Oshkosh D10 W35	0	0	0	0	0	0	0	0	0	0
City of Oshkosh D7 W36	0	0	0	0	0	0	0	0	0	0
City of Oshkosh D9 W37	0	0	0	0	0	0	0	0	0	0
Total	4995	426	4	2508	2243	4	3299	381	1242	4

Statement of Votes Cast
Winnebago County, WI
Primary Election
August 12, 2014

Date:08/19/14
Time:16:02:55
Page:3 of 20

SOVC For Jurisdiction Wide, All Counters, County Canvass

	Dem-Secretary of State		Dem-State Treasurer				Dem-Congress D6		Dem-Congress D8	
	Doug La Follette	Scattering	Dave Leeper	David L. Sartori		Scattering	Mark L. Harris	Scattering	Ron Gruett	Scattering
Jurisdiction Wide										
Town of Algoma W1-2,7-10	86	0	27	60	0		90	0	-	-
Town of Algoma W3-6	104	0	36	62	0		110	0	-	-
Town of Black Wolf W1-3	98	1	45	43	0		99	3	-	-
Town of Clayton W1-7	102	0	39	54	0		-	-	95	0
Town of Menasha W1,2,4,7	115	0	45	66	0		116	0	-	-
Town of Menasha W3,5,6	116	0	41	67	1		110	0	-	-
Town of Menasha W8-10	110	0	47	64	0		113	0	-	-
Town of Menasha W11-13	99	0	39	53	0		92	0	-	-
Town of Neenah W1-4	84	0	34	42	0		78	0	-	-
Town of Nekimi W1,2	35	1	17	18	0		34	1	-	-
Town of Nepeuskun W1	15	0	7	12	0		18	0	-	-
Town of Omro W1-3	66	0	28	36	0		68	0	-	-
Town of Oshkosh W1A-5	98	0	44	45	0		99	0	-	-
Town of Oshkosh W1B	0	0	0	0	0		-	-	0	0
Town of Poygan W1,2	34	0	16	19	0		34	0	-	-
Town of Rushford W1,2	50	0	28	20	0		49	0	-	-
Town of Utica W1,2	39	0	19	16	0		40	0	-	-
Town of Vinland W1A,2	67	0	34	31	0		68	0	-	-
Town of Vinland W1B	0	0	0	0	0		-	-	0	0
Town of Winchester W1,2	61	0	29	37	1		-	-	56	1
Town of Winneconne W1-4	75	0	24	49	0		-	-	69	0
Town of Winneconne W5	0	0	0	0	0		0	0	-	-
Town of Wolf River W1,2A	20	0	9	11	0		19	1	-	-
Town of Wolf River W2B,2C	7	0	2	7	0		-	-	8	0
Village of Winneconne W1-4	51	3	25	28	1		-	-	42	2
City of Appleton W31	2	0	1	1	0		2	0	-	-
City of Appleton W32	33	0	16	15	0		33	0	-	-
City of Menasha D1,2 W1A,2,4,7	118	0	61	58	0		115	0	-	-
City of Menasha D1,2 W1B	0	0	0	0	0		0	0	-	-
City of Menasha D6 W3,14,15	59	2	28	32	0		56	1	-	-
City of Menasha D3,4 W5A,6,8,9,23-29	117	0	61	58	0		115	1	-	-
City of Menasha D4 W5B	0	0	0	0	0		0	0	-	-
City of Menasha D5,7 W10-13,21,22	120	0	51	69	0		112	0	-	-
City of Neenah W1-4	163	0	71	71	0		161	0	-	-
City of Neenah W5-8	109	0	42	67	0		104	0	-	-
City of Neenah W9-12	147	0	65	76	0		141	2	-	-
City of Neenah W13-16	150	0	57	87	0		152	0	-	-
City of Neenah W17-20	144	0	51	87	0		140	0	-	-
City of Neenah W21-25	134	0	42	92	0		133	0	-	-
City of Omro W1-7	116	0	50	70	0		116	0	-	-
City of Oshkosh D1 W1	70	0	30	26	0		83	0	-	-
City of Oshkosh D1 W2	64	0	30	26	0		67	1	-	-
City of Oshkosh D2 W3	5	0	2	4	0		4	1	-	-
City of Oshkosh D2 W4	4	0	1	3	0		4	0	-	-
City of Oshkosh D3 W5	22	0	8	14	0		26	0	-	-
City of Oshkosh D3 W6	47	0	16	26	0		50	0	-	-
City of Oshkosh D4 W7	100	1	44	37	1		108	0	-	-
City of Oshkosh D4 W8	52	0	26	27	0		57	0	-	-
City of Oshkosh D5 W9	22	0	7	14	0		21	1	-	-
City of Oshkosh D5 W10	65	1	27	28	1		69	1	-	-
City of Oshkosh D6 W11	60	0	27	33	0		64	0	-	-
City of Oshkosh D6 W12	39	0	19	20	0		43	0	-	-

Statement of Votes Cast
Winnebago County, WI
Primary Election
August 12, 2014

Date:08/19/14
Time:16:02:55
Page:4 of 20

SOVC For Jurisdiction Wide, All Counters, County Canvass

	Dem-Secretary of State		Dem-State Treasurer				Dem-Congress D6		Dem-Congress D8	
	Doug La Follette	Scattering	Dave Leeper	David L. Sartori	Scattering		Mark L. Harris	Scattering	Ron Gruett	Scattering
City of Oshkosh D7 W13	55	0	16	31	0		56	1	-	-
City of Oshkosh D7 W14	77	0	35	36	0		84	0	-	-
City of Oshkosh D8 W15	48	0	22	20	0		53	0	-	-
City of Oshkosh D8 W16	91	0	35	51	0		99	1	-	-
City of Oshkosh D9 W17	61	0	33	25	0		66	0	-	-
City of Oshkosh D9 W18	92	0	44	40	0		101	0	-	-
City of Oshkosh D10 W19	35	1	15	17	0		39	0	-	-
City of Oshkosh D10 W20	7	0	2	5	0		9	0	-	-
City of Oshkosh D11 W21	33	0	15	21	0		34	0	-	-
City of Oshkosh D11 W22A	94	0	44	35	0		97	1	-	-
City of Oshkosh D11 W22B	0	0	0	0	0		0	0	-	-
City of Oshkosh D12 W23A	83	0	31	37	0		86	1	-	-
City of Oshkosh D12 W23B	3	0	3	1	0		3	0	-	-
City of Oshkosh D12 W24	27	0	15	9	0		29	0	-	-
City of Oshkosh D13 W25A	12	0	5	7	0		12	0	-	-
City of Oshkosh D13 W25B	64	0	25	34	0		67	0	-	-
City of Oshkosh D13 W26	36	0	20	16	0		36	0	-	-
City of Oshkosh D14 W27	78	0	23	45	0		85	0	-	-
City of Oshkosh D14 W28A	61	0	30	27	0		64	0	-	-
City of Oshkosh D14 W28B	2	0	1	1	0		3	0	-	-
City of Oshkosh D15 W29A	22	1	7	13	1		21	1	-	-
City of Oshkosh D15 W29B	0	0	0	0	0		0	0	-	-
City of Oshkosh D16 W30	3	0	0	2	0		3	0	-	-
City of Oshkosh D16 W31	8	0	6	3	0		8	0	-	-
City of Oshkosh D16 W32	0	0	0	0	0		0	0	-	-
City of Oshkosh D15 W33	4	0	2	1	0		4	0	-	-
City of Oshkosh D12 W34	0	0	0	0	0		0	0	-	-
City of Oshkosh D10 W35	0	0	0	0	0		0	0	-	-
City of Oshkosh D7 W36	0	0	0	0	0		0	0	-	-
City of Oshkosh D9 W37	0	0	0	0	0		0	0	-	-
Total	4490	11	1897	2358	6		4272	18	270	3

Statement of Votes Cast
Winnebago County, WI
Primary Election
August 12, 2014

Date:08/19/14
Time:16:02:55
Page:5 of 20

SOVC For Jurisdiction Wide, All Counters, County Canvass

	Dem-State Senator m-Assem D19		Dem-Assembly D53		Dem-Assembly D54		Dem-Assembly D55:m-Assem D56		Dem-Assembly D57	
	P. Bernard Schaber	Scattering	Scattering	Gordon Hintz	Scattering	Mark Westphal	Scattering	Scattering	Amanda Stuck	Scattering
Jurisdiction Wide										
Town of Algoma W1-2,7-10	-	-	7	-	-	-	-	-	-	-
Town of Algoma W3-6	-	-	0	-	-	-	-	-	-	-
Town of Black Wolf W1-3	-	-	2	-	-	-	-	-	-	-
Town of Clayton W1-7	103	1	-	-	-	102	0	-	-	-
Town of Menasha W1,2,4,7	118	0	-	-	-	113	0	-	-	-
Town of Menasha W3,5,6	120	0	-	-	-	115	0	-	-	-
Town of Menasha W8-10	121	0	-	-	-	-	-	-	108	0
Town of Menasha W11-13	96	0	-	-	-	-	-	-	91	0
Town of Neenah W1-4	88	0	-	-	-	83	0	-	-	-
Town of Nekimi W1,2	-	-	1	-	-	-	-	-	-	-
Town of Nepeuskun W1	-	-	0	-	-	-	-	-	-	-
Town of Omro W1-3	-	-	0	-	-	-	-	-	-	-
Town of Oshkosh W1A-5	-	-	1	-	-	-	-	-	-	-
Town of Oshkosh W1B	-	-	0	-	-	-	-	-	-	-
Town of Poygan W1,2	35	1	-	-	-	-	-	2	-	-
Town of Rushford W1,2	-	-	1	-	-	-	-	-	-	-
Town of Utica W1,2	-	-	0	-	-	-	-	-	-	-
Town of Vinland W1A,2	68	0	-	-	-	-	-	3	-	-
Town of Vinland W1B	0	0	-	-	-	-	-	0	-	-
Town of Winchester W1,2	59	3	-	-	-	-	-	3	-	-
Town of Winneconne W1-4	74	0	-	-	-	-	-	4	-	-
Town of Winneconne W5	0	0	-	-	-	-	-	0	-	-
Town of Wolf River W1,2A	20	0	-	-	-	-	-	1	-	-
Town of Wolf River W2B,2C	8	1	-	-	-	-	-	0	-	-
Village of Winneconne W1-4	50	3	-	-	-	-	-	3	-	-
City of Appleton W31	2	0	-	-	-	-	-	-	2	0
City of Appleton W32	35	0	-	-	-	-	-	-	31	0
City of Menasha D1,2 W1A,2,4,7	117	1	-	-	-	-	-	-	106	0
City of Menasha D1,2 W1B	0	0	-	-	-	0	0	-	-	-
City of Menasha D6 W3,14,15	56	2	-	-	-	-	-	-	56	2
City of Menasha D3,4 W5A,6,8,9,23-29	122	1	-	-	-	-	-	-	114	1
City of Menasha D4 W5B	0	0	-	-	-	0	0	-	-	-
City of Menasha D5,7 W10-13,21,22	122	0	-	-	-	-	-	-	107	0
City of Neenah W1-4	172	0	-	-	-	164	0	-	-	-
City of Neenah W5-8	106	2	-	-	-	108	1	-	-	-
City of Neenah W9-12	152	0	-	-	-	152	0	-	-	-
City of Neenah W13-16	157	0	-	-	-	157	0	-	-	-
City of Neenah W17-20	151	0	-	-	-	149	0	-	-	-
City of Neenah W21-25	138	0	-	-	-	137	0	-	-	-
City of Omro W1-7	-	-	6	-	-	-	-	-	-	-
City of Oshkosh D1 W1	-	-	-	83	0	-	-	-	-	-
City of Oshkosh D1 W2	-	-	-	68	0	-	-	-	-	-
City of Oshkosh D2 W3	-	-	-	4	1	-	-	-	-	-
City of Oshkosh D2 W4	-	-	-	5	0	-	-	-	-	-
City of Oshkosh D3 W5	-	-	-	26	0	-	-	-	-	-
City of Oshkosh D3 W6	-	-	-	49	0	-	-	-	-	-
City of Oshkosh D4 W7	-	-	-	116	0	-	-	-	-	-
City of Oshkosh D4 W8	-	-	-	62	0	-	-	-	-	-
City of Oshkosh D5 W9	-	-	-	23	1	-	-	-	-	-
City of Oshkosh D5 W10	-	-	-	73	2	-	-	-	-	-
City of Oshkosh D6 W11	-	-	-	65	1	-	-	-	-	-
City of Oshkosh D6 W12	-	-	-	40	0	-	-	-	-	-

SOVC For Jurisdiction Wide, All Counters, County Canvass

Date:08/19/14
Time:16:02:55
Page:6 of 20

	Dem-State Senator m-Assem D19		D53	Dem-Assembly D54		Dem-Assembly D55:m-Assem D56		Dem-Assembly D57		
	P. Bernard Schaber	Scattering	Scattering	Gordon Hintz	Scattering	Mark Westphal	Scattering	Scattering	Amanda Stuck	Scattering
City of Oshkosh D7 W13	-	-	-	60	1	-	-	-	-	-
City of Oshkosh D7 W14	-	-	-	84	0	-	-	-	-	-
City of Oshkosh D8 W15	-	-	-	52	0	-	-	-	-	-
City of Oshkosh D8 W16	-	-	-	99	0	-	-	-	-	-
City of Oshkosh D9 W17	-	-	-	68	0	-	-	-	-	-
City of Oshkosh D9 W18	-	-	-	98	0	-	-	-	-	-
City of Oshkosh D10 W19	-	-	-	41	0	-	-	-	-	-
City of Oshkosh D10 W20	-	-	-	9	0	-	-	-	-	-
City of Oshkosh D11 W21	-	-	-	35	0	-	-	-	-	-
City of Oshkosh D11 W22A	-	-	-	97	0	-	-	-	-	-
City of Oshkosh D11 W22B	-	-	0	-	-	-	-	-	-	-
City of Oshkosh D12 W23A	-	-	-	88	0	-	-	-	-	-
City of Oshkosh D12 W23B	-	-	0	-	-	-	-	-	-	-
City of Oshkosh D12 W24	-	-	0	-	-	-	-	-	-	-
City of Oshkosh D13 W25A	-	-	0	-	-	-	-	-	-	-
City of Oshkosh D13 W25B	-	-	-	68	1	-	-	-	-	-
City of Oshkosh D13 W26	-	-	0	-	-	-	-	-	-	-
City of Oshkosh D14 W27	-	-	-	84	0	-	-	-	-	-
City of Oshkosh D14 W28A	-	-	-	65	0	-	-	-	-	-
City of Oshkosh D14 W28B	-	-	0	-	-	-	-	-	-	-
City of Oshkosh D15 W29A	-	-	-	21	1	-	-	-	-	-
City of Oshkosh D15 W29B	-	-	0	-	-	-	-	-	-	-
City of Oshkosh D16 W30	-	-	0	-	-	-	-	-	-	-
City of Oshkosh D16 W31	-	-	1	-	-	-	-	-	-	-
City of Oshkosh D16 W32	-	-	0	-	-	-	-	-	-	-
City of Oshkosh D15 W33	-	-	0	-	-	-	-	-	-	-
City of Oshkosh D12 W34	-	-	0	-	-	-	-	-	-	-
City of Oshkosh D10 W35	-	-	0	-	-	-	-	-	-	-
City of Oshkosh D7 W36	-	-	0	-	-	-	-	-	-	-
City of Oshkosh D9 W37	-	-	0	-	-	-	-	-	-	-
Total	2290	15	19	1583	8	1280	1	16	615	3

Statement of Votes Cast
Winnebago County, WI
Primary Election
August 12, 2014

Date:08/19/14
Time:16:02:55
Page:7 of 20

SOVC For Jurisdiction Wide, All Counters, County Canvass

	Dem-Sherif	fem-Corona	Dem-Clerk of Circuit Court	Rep-Governor			Rep-Lt. Governor		Rep-Attorney General	
	Scattering	Scattering	Scattering	Scott Walker	Steve R. Evans	Scattering	Rebecca Kleefisch	Scattering	Brad Schimel	Scattering
Jurisdiction Wide										
Town of Algoma W1-2,7-10	5	5	5	235	0	3	221	2	205	2
Town of Algoma W3-6	0	0	0	231	0	1	224	1	214	1
Town of Black Wolf W1-3	3	2	1	216	2	0	198	2	188	0
Town of Clayton W1-7	1	1	1	354	0	0	343	0	321	0
Town of Menasha W1,2,4,7	2	2	2	420	0	3	406	1	375	1
Town of Menasha W3,5,6	3	3	4	362	0	2	348	1	316	0
Town of Menasha W8-10	2	2	2	168	0	2	165	1	159	1
Town of Menasha W11-13	0	0	0	83	1	1	77	1	75	1
Town of Neenah W1-4	1	1	1	370	0	3	351	2	324	1
Town of Nekimi W1,2	1	1	1	117	0	1	114	1	104	0
Town of Nepeuskun W1	0	0	0	53	0	2	50	1	48	0
Town of Omro W1-3	0	0	0	123	0	0	117	1	114	0
Town of Oshkosh W1A-5	1	2	1	198	0	2	192	2	178	0
Town of Oshkosh W1B	0	0	0	0	0	0	0	0	1	0
Town of Poygan W1,2	0	0	0	83	0	0	81	0	77	0
Town of Rushford W1,2	0	1	0	82	0	1	77	0	75	0
Town of Utica W1,2	0	0	0	115	0	1	109	0	107	0
Town of Vinland W1A,2	0	1	0	111	0	0	105	0	100	0
Town of Vinland W1B	0	0	0	0	0	0	0	0	0	0
Town of Winchester W1,2	3	2	2	92	0	0	91	1	83	0
Town of Winneconne W1-4	1	2	1	117	0	1	112	1	101	1
Town of Winneconne W5	0	0	0	2	0	0	2	0	2	0
Town of Wolf River W1,2A	1	1	1	68	0	0	67	0	63	0
Town of Wolf River W2B,2C	0	0	0	24	0	0	23	0	21	0
Village of Winneconne W1-4	2	3	2	87	0	0	85	0	85	0
City of Appleton W31	0	0	0	5	0	0	5	0	4	0
City of Appleton W32	0	0	0	43	0	0	38	0	34	0
City of Menasha D1,2 W1A,2,4,7	3	2	2	116	0	1	112	0	104	0
City of Menasha D1,2 W1B	0	0	0	0	0	0	0	0	0	0
City of Menasha D6 W3,14,15	3	1	0	77	0	1	78	0	78	0
City of Menasha D3,4 W5A,6,8,9,23-29	6	3	4	132	0	3	125	2	125	1
City of Menasha D4 W5B	0	0	0	0	0	0	0	0	0	0
City of Menasha D5,7 W10-13,21,22	0	0	0	146	0	1	132	1	124	0
City of Neenah W1-4	4	3	2	287	0	7	276	5	260	2
City of Neenah W5-8	4	4	4	188	0	4	176	4	172	2
City of Neenah W9-12	4	2	2	440	0	3	402	3	370	1
City of Neenah W13-16	2	1	1	352	0	2	326	1	304	0
City of Neenah W17-20	0	1	0	209	0	0	197	0	188	0
City of Neenah W21-25	1	0	0	376	0	3	352	1	332	0
City of Omro W1-7	5	4	4	185	0	0	182	1	168	1
City of Oshkosh D1 W1	0	1	0	133	0	0	118	0	101	0
City of Oshkosh D1 W2	3	3	3	49	0	2	52	0	49	0
City of Oshkosh D2 W3	1	1	1	0	0	0	0	0	0	0
City of Oshkosh D2 W4	0	0	0	10	0	0	10	0	10	0
City of Oshkosh D3 W5	0	0	0	21	0	0	18	0	17	0
City of Oshkosh D3 W6	0	1	0	33	0	3	31	3	30	1
City of Oshkosh D4 W7	2	2	1	106	0	0	101	0	94	0
City of Oshkosh D4 W8	2	2	2	67	0	1	65	1	60	0
City of Oshkosh D5 W9	0	0	0	20	1	0	18	1	16	1
City of Oshkosh D5 W10	5	4	2	94	2	0	92	0	83	0
City of Oshkosh D6 W11	0	0	0	63	0	1	61	0	52	0
City of Oshkosh D6 W12	0	0	0	40	0	0	38	0	36	0

Statement of Votes Cast
Winnebago County, WI
Primary Election
August 12, 2014

Date:08/19/14
Time:16:02:56
Page:8 of 20

SOVC For Jurisdiction Wide, All Counters, County Canvass

	Dem-Sheriff	Dem-Coroner	Dem-Clerk of Circuit Court	Rep-Governor			Rep-Lt. Governor		Rep-Attorney General	
	Scattering	Scattering	Scattering	Scott Walker	Steve R. Evans	Scattering	Rebecca Kleefisch	Scattering	Brad Schimel	Scattering
City of Oshkosh D7 W13	0	1	0	113	0	2	109	2	99	1
City of Oshkosh D7 W14	2	2	2	103	0	0	100	0	93	0
City of Oshkosh D8 W15	1	1	2	102	0	1	104	0	94	0
City of Oshkosh D8 W16	2	1	1	161	0	0	148	0	138	0
City of Oshkosh D9 W17	1	0	0	79	0	0	77	0	68	0
City of Oshkosh D9 W18	3	3	2	135	0	0	130	0	127	1
City of Oshkosh D10 W19	0	1	0	48	0	1	48	0	47	0
City of Oshkosh D10 W20	0	0	0	51	0	0	52	0	46	0
City of Oshkosh D11 W21	0	0	0	83	0	1	80	1	69	1
City of Oshkosh D11 W22A	0	3	0	166	1	0	161	2	153	0
City of Oshkosh D11 W22B	0	0	0	0	0	0	0	0	0	0
City of Oshkosh D12 W23A	1	1	0	121	0	0	113	0	107	0
City of Oshkosh D12 W23B	0	0	0	5	0	0	4	0	4	0
City of Oshkosh D12 W24	1	1	0	71	0	0	70	0	67	0
City of Oshkosh D13 W25A	0	0	0	17	0	0	16	0	14	0
City of Oshkosh D13 W25B	0	0	0	43	1	0	41	0	34	0
City of Oshkosh D13 W26	1	0	0	53	0	1	49	0	47	0
City of Oshkosh D14 W27	1	1	1	76	0	3	69	1	72	0
City of Oshkosh D14 W28A	1	2	1	57	0	0	55	0	51	0
City of Oshkosh D14 W28B	0	0	0	16	0	0	15	0	15	0
City of Oshkosh D15 W29A	0	0	0	51	0	0	50	0	45	0
City of Oshkosh D15 W29B	0	0	0	0	0	0	0	0	0	0
City of Oshkosh D16 W30	0	0	0	12	0	0	11	0	8	0
City of Oshkosh D16 W31	0	0	0	22	0	0	22	0	21	0
City of Oshkosh D16 W32	0	0	0	0	0	0	0	0	0	0
City of Oshkosh D15 W33	0	0	0	9	0	0	9	0	9	0
City of Oshkosh D12 W34	0	0	0	0	0	0	0	0	0	0
City of Oshkosh D10 W35	0	0	0	0	0	0	0	0	0	0
City of Oshkosh D7 W36	0	0	0	0	0	0	0	0	0	0
City of Oshkosh D9 W37	0	0	0	0	0	0	0	0	0	0
Total	85	81	61	8497	8	64	8096	47	7575	20

Statement of Votes Cast
Winnebago County, WI
Primary Election
August 12, 2014

Date:08/19/14
Time:16:02:56
Page:9 of 20

SOVC For Jurisdiction Wide, All Counters, County Canvass

	Rep-Secretary of State			Rep-State Treasurer		
	Julian Bradley	Garey Bies	Scattering	Matt Adamczyk	Randall Melchert	Scattering
Jurisdiction Wide						
Town of Algoma W1-2,7-10	120	77	2	110	82	0
Town of Algoma W3-6	103	85	0	112	77	1
Town of Black Wolf W1-3	119	71	0	104	87	0
Town of Clayton W1-7	183	132	0	162	153	0
Town of Menasha W1,2,4,7	233	135	1	167	191	1
Town of Menasha W3,5,6	195	112	0	156	150	1
Town of Menasha W8-10	87	71	1	80	76	1
Town of Menasha W11-13	40	41	0	34	43	0
Town of Neenah W1-4	195	117	0	156	150	0
Town of Nekimi W1,2	79	28	0	48	56	0
Town of Nepeuskun W1	36	18	0	33	19	0
Town of Omro W1-3	77	33	0	50	62	1
Town of Oshkosh W1A-5	106	60	1	92	72	1
Town of Oshkosh W1B	0	0	0	0	0	0
Town of Poygan W1,2	52	20	0	38	30	0
Town of Rushford W1,2	53	18	0	32	38	0
Town of Utica W1,2	78	34	0	60	48	0
Town of Vinland W1A,2	65	32	0	50	45	0
Town of Vinland W1B	0	0	0	0	0	0
Town of Winchester W1,2	58	34	0	43	48	0
Town of Winneconne W1-4	73	30	1	47	51	1
Town of Winneconne W5	2	0	0	2	0	0
Town of Wolf River W1,2A	30	28	0	29	26	0
Town of Wolf River W2B,2C	13	7	0	8	12	0
Village of Winneconne W1-4	52	25	0	37	39	0
City of Appleton W31	2	2	0	4	0	0
City of Appleton W32	27	10	0	14	19	0
City of Menasha D1,2 W1A,2,4,7	59	45	0	55	50	0
City of Menasha D1,2 W1B	0	0	0	0	0	0
City of Menasha D6 W3,14,15	42	32	0	35	38	0
City of Menasha D3,4 W5A,6,8,9,23-29	76	48	0	72	52	0
City of Menasha D4 W5B	0	0	0	0	0	0
City of Menasha D5,7 W10-13,21,22	73	47	0	71	48	0
City of Neenah W1-4	148	96	2	131	106	2
City of Neenah W5-8	97	71	1	83	83	0
City of Neenah W9-12	236	129	2	188	161	2
City of Neenah W13-16	171	102	0	154	112	0
City of Neenah W17-20	104	65	0	81	87	0
City of Neenah W21-25	191	138	0	177	143	1
City of Omro W1-7	108	65	1	94	77	1
City of Oshkosh D1 W1	70	28	0	48	48	0
City of Oshkosh D1 W2	31	15	0	24	22	0
City of Oshkosh D2 W3	0	0	0	0	0	0
City of Oshkosh D2 W4	7	3	0	6	4	0
City of Oshkosh D3 W5	10	8	0	9	10	0
City of Oshkosh D3 W6	17	17	1	17	17	1
City of Oshkosh D4 W7	44	38	0	38	48	1
City of Oshkosh D4 W8	38	18	0	31	23	0
City of Oshkosh D5 W9	13	5	1	12	8	1
City of Oshkosh D5 W10	51	28	1	47	32	0
City of Oshkosh D6 W11	31	20	0	23	28	0
City of Oshkosh D6 W12	25	7	0	21	13	0

Statement of Votes Cast
Winnebago County, WI
Primary Election
August 12, 2014

Date:08/19/14
Time:16:02:56
Page:10 of 20

SOVC For Jurisdiction Wide, All Counters, County Canvass

	Rep-Secretary of State			Rep-State Treasurer		
	Julian Bradley	Garey Bies	Scattering	Matt Adameczyk	Randall Melchert	Scattering
City of Oshkosh D7 W13	57	36	1	57	38	1
City of Oshkosh D7 W14	59	32	1	39	49	0
City of Oshkosh D8 W15	59	32	0	49	38	0
City of Oshkosh D8 W16	89	46	2	77	50	2
City of Oshkosh D9 W17	52	13	0	29	35	0
City of Oshkosh D9 W18	85	45	0	64	61	0
City of Oshkosh D10 W19	26	16	0	24	18	0
City of Oshkosh D10 W20	20	20	0	28	10	0
City of Oshkosh D11 W21	48	22	0	39	28	0
City of Oshkosh D11 W22A	84	53	0	75	61	0
City of Oshkosh D11 W22B	0	0	0	0	0	0
City of Oshkosh D12 W23A	54	43	0	55	42	0
City of Oshkosh D12 W23B	3	1	0	3	2	0
City of Oshkosh D12 W24	34	23	0	38	16	0
City of Oshkosh D13 W25A	8	7	0	9	6	0
City of Oshkosh D13 W25B	24	12	0	13	21	0
City of Oshkosh D13 W26	25	20	0	24	19	0
City of Oshkosh D14 W27	43	24	0	39	31	0
City of Oshkosh D14 W28A	30	19	0	23	21	0
City of Oshkosh D14 W28B	10	4	0	10	3	0
City of Oshkosh D15 W29A	24	23	0	27	20	0
City of Oshkosh D15 W29B	0	0	0	0	0	0
City of Oshkosh D16 W30	6	2	0	5	3	0
City of Oshkosh D16 W31	13	10	0	15	8	0
City of Oshkosh D16 W32	0	0	0	0	0	0
City of Oshkosh D15 W33	7	2	0	3	5	0
City of Oshkosh D12 W34	0	0	0	0	0	0
City of Oshkosh D10 W35	0	0	0	0	0	0
City of Oshkosh D7 W36	0	0	0	0	0	0
City of Oshkosh D9 W37	0	0	0	0	0	0
Total	4580	2750	19	3830	3369	19

Statement of Votes Cast
Winnebago County, WI
Primary Election
August 12, 2014

Date:08/19/14
Time:16:02:56
Page:11 of 20

SOVC For Jurisdiction Wide, All Counters, County Canvass

	Rep-Congress D6					Rep-Congress D8		Rep-State Senator D19	
	Glenn Grothman	Tom Denow	Joe Leibham	Duey Stroebel	Scattering	Reid J. Ribble	Scattering	Roger Roth	Scattering
Jurisdiction Wide									
Town of Algoma W1-2,7-10	108	12	66	65	0	-	-	-	-
Town of Algoma W3-6	107	10	64	70	0	-	-	-	-
Town of Black Wolf W1-3	116	19	41	64	0	-	-	-	-
Town of Clayton W1-7	-	-	-	-	-	345	0	328	0
Town of Menasha W1,2,4,7	109	19	136	168	0	-	-	380	0
Town of Menasha W3,5,6	111	19	99	142	0	-	-	314	0
Town of Menasha W8-10	46	8	48	74	0	-	-	162	0
Town of Menasha W11-13	33	1	13	40	1	-	-	77	1
Town of Neenah W1-4	126	9	121	127	0	-	-	331	1
Town of Nekimi W1,2	64	12	13	34	0	-	-	-	-
Town of Nepeuskun W1	27	2	8	23	0	-	-	-	-
Town of Omro W1-3	47	11	24	52	0	-	-	-	-
Town of Oshkosh W1A-5	72	9	65	81	0	-	-	-	-
Town of Oshkosh W1B	-	-	-	-	-	1	0	-	-
Town of Poygan W1,2	31	1	15	39	0	-	-	73	0
Town of Rushford W1,2	29	6	20	32	0	-	-	-	-
Town of Utica W1,2	50	6	21	48	0	-	-	-	-
Town of Vinland W1A,2	43	5	32	36	1	-	-	99	0
Town of Vinland W1B	-	-	-	-	-	0	0	0	0
Town of Winchester W1,2	-	-	-	-	-	92	0	88	0
Town of Winneconne W1-4	-	-	-	-	-	113	1	107	1
Town of Winneconne W5	2	0	0	0	0	-	-	2	0
Town of Wolf River W1,2A	22	4	9	34	0	-	-	59	0
Town of Wolf River W2B,2C	-	-	-	-	-	22	0	19	0
Village of Winneconne W1-4	-	-	-	-	-	84	0	84	0
City of Appleton W31	1	0	0	0	0	-	-	4	0
City of Appleton W32	15	5	7	15	0	-	-	39	0
City of Menasha D1,2 W1A,2,4,7	66	6	18	30	0	-	-	106	0
City of Menasha D1,2 W1B	0	0	0	0	0	-	-	0	0
City of Menasha D6 W3,14,15	32	6	25	17	0	-	-	77	0
City of Menasha D3,4 W5A,6,8,9,23-29	51	10	28	54	0	-	-	117	1
City of Menasha D4 W5B	0	0	0	0	0	-	-	0	0
City of Menasha D5,7 W10-13,21,22	50	5	38	54	0	-	-	123	0
City of Neenah W1-4	117	23	82	80	2	-	-	255	3
City of Neenah W5-8	59	4	60	70	0	-	-	165	2
City of Neenah W9-12	170	24	134	141	0	-	-	369	1
City of Neenah W13-16	121	17	117	114	0	-	-	294	2
City of Neenah W17-20	55	8	72	81	0	-	-	181	1
City of Neenah W21-25	118	23	125	128	0	-	-	311	1
City of Omro W1-7	76	11	36	71	0	-	-	-	-
City of Oshkosh D1 W1	44	14	33	39	0	-	-	-	-
City of Oshkosh D1 W2	24	8	13	13	0	-	-	-	-
City of Oshkosh D2 W3	0	0	0	0	0	-	-	-	-
City of Oshkosh D2 W4	3	1	4	2	0	-	-	-	-
City of Oshkosh D3 W5	7	2	6	11	0	-	-	-	-
City of Oshkosh D3 W6	16	5	7	13	0	-	-	-	-
City of Oshkosh D4 W7	45	13	23	34	0	-	-	-	-
City of Oshkosh D4 W8	29	5	13	25	0	-	-	-	-
City of Oshkosh D5 W9	12	1	3	10	0	-	-	-	-
City of Oshkosh D5 W10	29	6	36	37	0	-	-	-	-
City of Oshkosh D6 W11	23	7	14	23	0	-	-	-	-
City of Oshkosh D6 W12	19	6	9	7	1	-	-	-	-

Statement of Votes Cast
Winnebago County, WI
Primary Election
August 12, 2014

Date:08/19/14
Time:16:02:56
Page:12 of 20

SOVC For Jurisdiction Wide, All Counters, County Canvass

	Rep-Congress D6					Rep-Congress D8		Rep-State Senator D19	
	Glenn Grothman	Tom Denow	Joe Leibham	Duey Stroebel	Scattering	Reid J. Ribble	Scattering	Roger Roth	Scattering
City of Oshkosh D7 W13	54	21	17	29	0	-	-	-	-
City of Oshkosh D7 W14	40	11	21	39	0	-	-	-	-
City of Oshkosh D8 W15	49	13	20	29	0	-	-	-	-
City of Oshkosh D8 W16	65	28	30	49	0	-	-	-	-
City of Oshkosh D9 W17	28	8	18	31	0	-	-	-	-
City of Oshkosh D9 W18	54	9	48	39	1	-	-	-	-
City of Oshkosh D10 W19	17	5	16	14	0	-	-	-	-
City of Oshkosh D10 W20	21	7	23	12	0	-	-	-	-
City of Oshkosh D11 W21	28	10	20	32	0	-	-	-	-
City of Oshkosh D11 W22A	58	12	70	43	0	-	-	-	-
City of Oshkosh D11 W22B	0	0	0	0	0	-	-	-	-
City of Oshkosh D12 W23A	49	6	41	38	0	-	-	-	-
City of Oshkosh D12 W23B	3	1	1	0	0	-	-	-	-
City of Oshkosh D12 W24	33	4	16	24	0	-	-	-	-
City of Oshkosh D13 W25A	6	2	5	4	0	-	-	-	-
City of Oshkosh D13 W25B	15	9	9	20	0	-	-	-	-
City of Oshkosh D13 W26	26	4	12	13	0	-	-	-	-
City of Oshkosh D14 W27	23	11	22	35	0	-	-	-	-
City of Oshkosh D14 W28A	26	2	17	19	0	-	-	-	-
City of Oshkosh D14 W28B	8	0	7	2	0	-	-	-	-
City of Oshkosh D15 W29A	15	4	8	23	1	-	-	-	-
City of Oshkosh D15 W29B	0	0	0	0	0	-	-	-	-
City of Oshkosh D16 W30	4	0	0	8	0	-	-	-	-
City of Oshkosh D16 W31	5	3	6	13	0	-	-	-	-
City of Oshkosh D16 W32	0	0	0	0	0	-	-	-	-
City of Oshkosh D15 W33	3	2	2	2	0	-	-	-	-
City of Oshkosh D12 W34	0	0	0	0	0	-	-	-	-
City of Oshkosh D10 W35	0	0	0	0	0	-	-	-	-
City of Oshkosh D7 W36	0	0	0	0	0	-	-	-	-
City of Oshkosh D9 W37	0	0	0	0	0	-	-	-	-
Total	2955	535	2127	2716	7	657	1	4164	14

Statement of Votes Cast
Winnebago County, WI
Primary Election
August 12, 2014

Date:08/19/14
Time:16:02:56
Page:13 of 20

SOVC For Jurisdiction Wide, All Counters, County Canvass

	Rep-Assembly D53		Rep-Assembly D54		Rep-Assembly D55					
	Michael Schraa	Scattering	Mark Elliott	Scattering	Jay Schroeder	Ryan Pfeifer	Mike Rohrkaste	John R. Lehman	Steven Gillespie	Scattering
Jurisdiction Wide										
Town of Algoma W1-2,7-10	216	2	-	-	-	-	-	-	-	-
Town of Algoma W3-6	210	1	-	-	-	-	-	-	-	-
Town of Black Wolf W1-3	193	1	-	-	-	-	-	-	-	-
Town of Clayton W1-7	-	-	-	-	49	119	105	26	82	0
Town of Menasha W1,2,4,7	-	-	-	-	38	115	155	66	89	0
Town of Menasha W3,5,6	-	-	-	-	28	138	116	46	70	0
Town of Menasha W8-10	-	-	-	-	-	-	-	-	-	-
Town of Menasha W11-13	-	-	-	-	-	-	-	-	-	-
Town of Neenah W1-4	-	-	-	-	23	121	187	30	50	0
Town of Nekimi W1,2	113	1	-	-	-	-	-	-	-	-
Town of Nepeuskun W1	47	1	-	-	-	-	-	-	-	-
Town of Omro W1-3	115	0	-	-	-	-	-	-	-	-
Town of Oshkosh W1A-5	178	3	-	-	-	-	-	-	-	-
Town of Oshkosh W1B	0	0	-	-	-	-	-	-	-	-
Town of Poygan W1,2	-	-	-	-	-	-	-	-	-	-
Town of Rushford W1,2	72	0	-	-	-	-	-	-	-	-
Town of Utica W1,2	110	0	-	-	-	-	-	-	-	-
Town of Vinland W1A,2	-	-	-	-	-	-	-	-	-	-
Town of Vinland W1B	-	-	-	-	-	-	-	-	-	-
Town of Winchester W1,2	-	-	-	-	-	-	-	-	-	-
Town of Winneconne W1-4	-	-	-	-	-	-	-	-	-	-
Town of Winneconne W5	-	-	-	-	-	-	-	-	-	-
Town of Wolf River W1,2A	-	-	-	-	-	-	-	-	-	-
Town of Wolf River W2B,2C	-	-	-	-	-	-	-	-	-	-
Village of Winneconne W1-4	-	-	-	-	-	-	-	-	-	-
City of Appleton W31	-	-	-	-	-	-	-	-	-	-
City of Appleton W32	-	-	-	-	-	-	-	-	-	-
City of Menasha D1,2 W1A,2,4,7	-	-	-	-	-	-	-	-	-	-
City of Menasha D1,2 W1B	-	-	-	-	0	0	0	0	0	0
City of Menasha D6 W3,14,15	-	-	-	-	-	-	-	-	-	-
City of Menasha D3,4 W5A,6,8,9,23-29	-	-	-	-	-	-	-	-	-	-
City of Menasha D4 W5B	-	-	-	-	0	0	0	0	0	0
City of Menasha D5,7 W10-13,21,22	-	-	-	-	-	-	-	-	-	-
City of Neenah W1-4	-	-	-	-	37	88	117	28	50	0
City of Neenah W5-8	-	-	-	-	20	64	55	21	49	0
City of Neenah W9-12	-	-	-	-	36	116	221	50	76	0
City of Neenah W13-16	-	-	-	-	29	98	202	20	50	0
City of Neenah W17-20	-	-	-	-	25	81	51	16	62	0
City of Neenah W21-25	-	-	-	-	43	159	131	37	64	0
City of Omro W1-7	178	1	-	-	-	-	-	-	-	-
City of Oshkosh D1 W1	-	-	106	0	-	-	-	-	-	-
City of Oshkosh D1 W2	-	-	41	0	-	-	-	-	-	-
City of Oshkosh D2 W3	-	-	0	0	-	-	-	-	-	-
City of Oshkosh D2 W4	-	-	10	0	-	-	-	-	-	-
City of Oshkosh D3 W5	-	-	15	0	-	-	-	-	-	-
City of Oshkosh D3 W6	-	-	31	0	-	-	-	-	-	-
City of Oshkosh D4 W7	-	-	90	1	-	-	-	-	-	-
City of Oshkosh D4 W8	-	-	57	1	-	-	-	-	-	-
City of Oshkosh D5 W9	-	-	19	0	-	-	-	-	-	-
City of Oshkosh D5 W10	-	-	82	1	-	-	-	-	-	-
City of Oshkosh D6 W11	-	-	53	0	-	-	-	-	-	-
City of Oshkosh D6 W12	-	-	36	0	-	-	-	-	-	-

Statement of Votes Cast
Winnebago County, WI
Primary Election
August 12, 2014

Date:08/19/14
Time:16:02:56
Page:14 of 20

SOVC For Jurisdiction Wide, All Counters, County Canvass

	Rep-Assembly D53		Rep-Assembly D54		Rep-Assembly D55					
	Michael Schraa	Scattering	Mark Elliott	Scattering	Iay Schroeder	Ryan Pfeifer	Mike Rohrkaste	John R. Lehman	Steven Gillespie	Scattering
City of Oshkosh D7 W13	-	-	93	1	-	-	-	-	-	-
City of Oshkosh D7 W14	-	-	88	2	-	-	-	-	-	-
City of Oshkosh D8 W15	-	-	89	0	-	-	-	-	-	-
City of Oshkosh D8 W16	-	-	133	0	-	-	-	-	-	-
City of Oshkosh D9 W17	-	-	70	0	-	-	-	-	-	-
City of Oshkosh D9 W18	-	-	120	1	-	-	-	-	-	-
City of Oshkosh D10 W19	-	-	44	0	-	-	-	-	-	-
City of Oshkosh D10 W20	-	-	47	0	-	-	-	-	-	-
City of Oshkosh D11 W21	-	-	69	2	-	-	-	-	-	-
City of Oshkosh D11 W22A	-	-	154	0	-	-	-	-	-	-
City of Oshkosh D11 W22B	0	0	-	-	-	-	-	-	-	-
City of Oshkosh D12 W23A	-	-	113	1	-	-	-	-	-	-
City of Oshkosh D12 W23B	4	0	-	-	-	-	-	-	-	-
City of Oshkosh D12 W24	63	0	-	-	-	-	-	-	-	-
City of Oshkosh D13 W25A	14	0	-	-	-	-	-	-	-	-
City of Oshkosh D13 W25B	-	-	37	0	-	-	-	-	-	-
City of Oshkosh D13 W26	47	0	-	-	-	-	-	-	-	-
City of Oshkosh D14 W27	-	-	70	1	-	-	-	-	-	-
City of Oshkosh D14 W28A	-	-	46	0	-	-	-	-	-	-
City of Oshkosh D14 W28B	14	0	-	-	-	-	-	-	-	-
City of Oshkosh D15 W29A	-	-	46	0	-	-	-	-	-	-
City of Oshkosh D15 W29B	0	0	-	-	-	-	-	-	-	-
City of Oshkosh D16 W30	10	0	-	-	-	-	-	-	-	-
City of Oshkosh D16 W31	22	0	-	-	-	-	-	-	-	-
City of Oshkosh D16 W32	0	0	-	-	-	-	-	-	-	-
City of Oshkosh D15 W33	9	0	-	-	-	-	-	-	-	-
City of Oshkosh D12 W34	0	0	-	-	-	-	-	-	-	-
City of Oshkosh D10 W35	0	0	-	-	-	-	-	-	-	-
City of Oshkosh D7 W36	0	0	-	-	-	-	-	-	-	-
City of Oshkosh D9 W37	0	0	-	-	-	-	-	-	-	-
Total	1615	10	1759	11	328	1099	1340	340	642	0

Statement of Votes Cast
Winnebago County, WI
Primary Election
August 12, 2014

Date:08/19/14
Time:16:02:56
Page:15 of 20

SOVC For Jurisdiction Wide, All Counters, County Canvass

	Rep-Assembly D56		Rep-Assembly D57		Rep-Sheriff		Rep-Coroner		
	Dave Murphy	Scattering	Chris Klein	Scattering	John F. Matz	Scattering	Don Hunke	Barry Busby	Scattering
Jurisdiction Wide									
Town of Algoma W1-2,7-10	-	-	-	-	194	1	52	171	0
Town of Algoma W3-6	-	-	-	-	206	0	43	189	0
Town of Black Wolf W1-3	-	-	-	-	184	0	68	150	0
Town of Clayton W1-7	-	-	-	-	323	0	111	212	0
Town of Menasha W1,2,4,7	-	-	-	-	364	0	143	216	0
Town of Menasha W3,5,6	-	-	-	-	304	0	102	204	0
Town of Menasha W8-10	-	-	153	1	144	0	55	95	0
Town of Menasha W11-13	-	-	76	1	74	1	26	55	0
Town of Neenah W1-4	-	-	-	-	307	1	99	218	0
Town of Nekimi W1,2	-	-	-	-	106	0	39	79	0
Town of Nepeuskun W1	-	-	-	-	46	0	21	29	0
Town of Omro W1-3	-	-	-	-	105	0	39	81	0
Town of Oshkosh W1A-5	-	-	-	-	162	0	30	151	0
Town of Oshkosh W1B	-	-	-	-	0	0	0	2	0
Town of Poygan W1,2	72	0	-	-	71	0	16	64	0
Town of Rushford W1,2	-	-	-	-	66	0	18	55	0
Town of Utica W1,2	-	-	-	-	109	0	23	92	1
Town of Vinland W1A,2	94	0	-	-	97	0	26	78	0
Town of Vinland W1B	0	0	-	-	0	0	0	0	0
Town of Winchester W1,2	88	0	-	-	87	0	26	65	0
Town of Winneconne W1-4	100	1	-	-	96	3	28	84	1
Town of Winneconne W5	2	0	-	-	2	0	0	2	0
Town of Wolf River W1,2A	57	0	-	-	59	0	16	45	0
Town of Wolf River W2B,2C	18	0	-	-	19	0	3	16	0
Village of Winneconne W1-4	83	0	-	-	78	0	17	70	0
City of Appleton W31	-	-	4	0	4	0	4	0	0
City of Appleton W32	-	-	38	0	36	0	20	16	0
City of Menasha D1,2 W1A,2,4,7	-	-	102	0	102	0	32	74	0
City of Menasha D1,2 W1B	-	-	-	-	0	0	0	0	0
City of Menasha D6 W3,14,15	-	-	74	1	72	1	25	49	0
City of Menasha D3,4 W5A,6,8,9,23-29	-	-	115	2	118	1	24	105	0
City of Menasha D4 W5B	-	-	-	-	0	0	0	0	0
City of Menasha D5,7 W10-13,21,22	-	-	117	0	126	1	45	81	0
City of Neenah W1-4	-	-	-	-	247	0	73	192	1
City of Neenah W5-8	-	-	-	-	159	1	50	129	1
City of Neenah W9-12	-	-	-	-	343	2	102	291	3
City of Neenah W13-16	-	-	-	-	293	1	92	216	1
City of Neenah W17-20	-	-	-	-	179	0	54	137	0
City of Neenah W21-25	-	-	-	-	311	0	113	232	0
City of Omro W1-7	-	-	-	-	173	2	52	132	2
City of Oshkosh D1 W1	-	-	-	-	107	0	28	96	0
City of Oshkosh D1 W2	-	-	-	-	49	0	18	35	0
City of Oshkosh D2 W3	-	-	-	-	0	0	0	0	0
City of Oshkosh D2 W4	-	-	-	-	9	0	0	9	0
City of Oshkosh D3 W5	-	-	-	-	14	0	9	11	0
City of Oshkosh D3 W6	-	-	-	-	29	0	13	25	0
City of Oshkosh D4 W7	-	-	-	-	88	1	28	78	0
City of Oshkosh D4 W8	-	-	-	-	59	1	18	48	0
City of Oshkosh D5 W9	-	-	-	-	19	1	7	16	0
City of Oshkosh D5 W10	-	-	-	-	80	1	19	82	0
City of Oshkosh D6 W11	-	-	-	-	55	1	13	53	0
City of Oshkosh D6 W12	-	-	-	-	31	0	10	31	0

Statement of Votes Cast
Winnebago County, WI
Primary Election
August 12, 2014

Date:08/19/14
Time:16:02:56
Page:16 of 20

SOVC For Jurisdiction Wide, All Counters, County Canvass

	Rep-Assembly D56		Rep-Assembly D57		Rep-Sheriff		Rep-Coroner		
	Dave Murphy	Scattering	Chris Klein	Scattering	John F. Matz	Scattering	Don Hunke	Barry Busby	Scattering
City of Oshkosh D7 W13	-	-	-	-	91	0	27	79	0
City of Oshkosh D7 W14	-	-	-	-	87	1	30	68	0
City of Oshkosh D8 W15	-	-	-	-	92	0	28	79	1
City of Oshkosh D8 W16	-	-	-	-	133	0	53	103	0
City of Oshkosh D9 W17	-	-	-	-	70	0	18	58	0
City of Oshkosh D9 W18	-	-	-	-	125	1	48	100	0
City of Oshkosh D10 W19	-	-	-	-	47	0	5	45	0
City of Oshkosh D10 W20	-	-	-	-	46	0	15	44	0
City of Oshkosh D11 W21	-	-	-	-	65	1	32	49	0
City of Oshkosh D11 W22A	-	-	-	-	148	1	46	126	0
City of Oshkosh D11 W22B	-	-	-	-	0	0	0	0	0
City of Oshkosh D12 W23A	-	-	-	-	117	0	28	105	0
City of Oshkosh D12 W23B	-	-	-	-	4	0	1	2	0
City of Oshkosh D12 W24	-	-	-	-	60	0	21	50	0
City of Oshkosh D13 W25A	-	-	-	-	15	0	6	10	0
City of Oshkosh D13 W25B	-	-	-	-	39	0	14	38	0
City of Oshkosh D13 W26	-	-	-	-	49	0	15	37	0
City of Oshkosh D14 W27	-	-	-	-	75	0	29	55	0
City of Oshkosh D14 W28A	-	-	-	-	49	0	16	38	0
City of Oshkosh D14 W28B	-	-	-	-	12	0	4	11	0
City of Oshkosh D15 W29A	-	-	-	-	46	0	15	36	0
City of Oshkosh D15 W29B	-	-	-	-	0	0	0	0	0
City of Oshkosh D16 W30	-	-	-	-	6	0	1	8	0
City of Oshkosh D16 W31	-	-	-	-	23	0	6	20	0
City of Oshkosh D16 W32	-	-	-	-	0	0	0	0	0
City of Oshkosh D15 W33	-	-	-	-	8	0	2	7	0
City of Oshkosh D12 W34	-	-	-	-	0	0	0	0	0
City of Oshkosh D10 W35	-	-	-	-	0	0	0	0	0
City of Oshkosh D7 W36	-	-	-	-	0	0	0	0	0
City of Oshkosh D9 W37	-	-	-	-	0	0	0	0	0
Total	514	1	679	5	7313	24	2310	5729	11

Statement of Votes Cast
Winnebago County, WI
Primary Election
August 12, 2014

Date:08/19/14
Time:16:02:56
Page:17 of 20

[illegible]

Statement of Votes Cast
Winnebago County, WI
Primary Election
August 12, 2014

Date:08/19/14
Time:16:02:56
Page:18 of 20

SOVC For Jurisdiction Wide, All Counters, County Canvass

	Rep-Clerk of Circuit Court		Con-Lt. Governor	Con-Attorney General	Con-Secretary of State	Con-State Treasurer	Con-Congressional District 6			
	Melissa M. Konrad	Scattering	Scattering	Scattering	Scattering	Jerry Broitzman	Scattering	Andrew Zuelke	Scattering	Scattering
City of Oshkosh D7 W13	90	0	0	0	0	0	0	0	0	0
City of Oshkosh D7 W14	88	0	0	0	0	1	0	1	0	0
City of Oshkosh D8 W15	88	0	0	0	0	0	0	0	0	0
City of Oshkosh D8 W16	132	0	0	0	0	0	0	0	0	0
City of Oshkosh D9 W17	67	0	0	0	0	1	0	0	0	0
City of Oshkosh D9 W18	122	1	0	0	0	1	0	1	0	0
City of Oshkosh D10 W19	45	0	0	0	0	0	0	0	0	0
City of Oshkosh D10 W20	41	0	0	0	0	1	0	1	0	0
City of Oshkosh D11 W21	61	2	0	0	0	0	0	0	0	0
City of Oshkosh D11 W22A	146	1	0	0	0	0	0	0	0	0
City of Oshkosh D11 W22B	0	0	0	0	0	0	0	0	0	0
City of Oshkosh D12 W23A	110	0	0	0	0	0	0	0	0	0
City of Oshkosh D12 W23B	3	0	0	0	0	0	0	0	0	0
City of Oshkosh D12 W24	59	0	0	0	0	0	0	0	0	0
City of Oshkosh D13 W25A	14	0	0	0	0	0	0	0	0	0
City of Oshkosh D13 W25B	36	0	0	0	0	0	0	0	0	0
City of Oshkosh D13 W26	49	0	0	0	0	0	0	0	0	0
City of Oshkosh D14 W27	71	0	0	0	0	0	0	0	0	0
City of Oshkosh D14 W28A	46	0	0	0	0	0	0	0	0	0
City of Oshkosh D14 W28B	12	0	0	0	0	0	0	0	0	0
City of Oshkosh D15 W29A	46	0	0	0	0	0	0	0	0	0
City of Oshkosh D15 W29B	0	0	0	0	0	0	0	0	0	0
City of Oshkosh D16 W30	7	0	0	0	0	0	0	0	0	0
City of Oshkosh D16 W31	22	1	0	0	0	0	0	0	0	0
City of Oshkosh D16 W32	0	0	0	0	0	0	0	0	0	0
City of Oshkosh D15 W33	6	0	0	0	0	0	0	0	0	0
City of Oshkosh D12 W34	0	0	0	0	0	0	0	0	0	0
City of Oshkosh D10 W35	0	0	0	0	0	0	0	0	0	0
City of Oshkosh D7 W36	0	0	0	0	0	0	0	0	0	0
City of Oshkosh D9 W37	0	0	0	0	0	0	0	0	0	0
Total	7190	24	2	2	2	13	0	12	0	0

Statement of Votes Cast
Winnebago County, WI
Primary Election
August 12, 2014

Date:08/19/14
Time:16:02:56
Page:19 of 20

SOVC For Jurisdiction Wide, All Counters, County Canvass

	on-Congre D8	Con-State Senator D19	on-Assemb D53	on-Assemb D54	on-Assemb D55	on-Assemb D56	on-Assemb D57	on-Sherif	on-Corond	Con-Clerk of Circuit Court
	Scattering	Scattering	Scattering	Scattering	Scattering	Scattering	Scattering	Scattering	Scattering	Scattering
Jurisdiction Wide										
Town of Algoma W1-2,7-10			0						0	0
Town of Algoma W3-6			0						0	0
Town of Black Wolf W1-3			0						0	0
Town of Clayton W1-7	1	1			1				1	0
Town of Menasha W1,2,4,7		0			0				0	0
Town of Menasha W3,5,6		0			0				0	0
Town of Menasha W8-10		0			0				0	0
Town of Menasha W11-13		0					0		0	0
Town of Neenah W1-4		0			0				0	0
Town of Nekimi W1,2			0						0	0
Town of Nepeuskun W1			0						0	0
Town of Omro W1-3			0						0	0
Town of Oshkosh W1A-5			0						0	0
Town of Oshkosh W1B	0		0						0	0
Town of Poygan W1,2		0				0			0	0
Town of Rushford W1,2			0						0	0
Town of Utica W1,2			0						0	0
Town of Vinland W1A,2		0				0			0	0
Town of Vinland W1B	0	0							0	0
Town of Winchester W1,2	0	0							0	0
Town of Winneconne W1-4	0	0							0	0
Town of Winneconne W5		0							0	0
Town of Wolf River W1,2A		0							0	0
Town of Wolf River W2B,2C	0	0							0	0
Village of Winneconne W1-4	0								0	0
City of Appleton W31		0							0	0
City of Appleton W32		0							0	0
City of Menasha D1,2 W1A,2,4,7		0							0	0
City of Menasha D1,2 W1B		0							0	0
City of Menasha D6 W3,14,15		0			0				0	0
City of Menasha D3,4 W5A,6,8,9,23-29		0							0	0
City of Menasha D4 W5B		0			0				0	0
City of Menasha D5,7 W10-13,21,22		0							0	0
City of Neenah W1-4		0			0				0	0
City of Neenah W5-8		0			0				0	0
City of Neenah W9-12		0			0				0	0
City of Neenah W13-16		0			0				0	0
City of Neenah W17-20		0			0				0	0
City of Neenah W21-25		0			0				0	0
City of Omro W1-7			0						0	0
City of Oshkosh D1 W1				0					0	0
City of Oshkosh D1 W2				0					0	0
City of Oshkosh D2 W3				0					0	0
City of Oshkosh D2 W4				0					0	0
City of Oshkosh D3 W5				0					0	0
City of Oshkosh D3 W6				0					0	0
City of Oshkosh D4 W7				0					0	0
City of Oshkosh D4 W8				0					0	0
City of Oshkosh D5 W9				0					0	0
City of Oshkosh D5 W10				0					0	0
City of Oshkosh D6 W11				0					0	0
City of Oshkosh D6 W12				0					0	0

Statement of Votes Cast
Winnebago County, WI
Primary Election
August 12, 2014

Date:08/19/14
Time:16:02:56
Page:20 of 20

SOVC For Jurisdiction Wide, All Counters, County Canvass

	on-Congre D8	Con-State Senator D19	on-Assemb D53	on-Assemb D54	on-Assemb D55	on-Assemb D56	on-Assemb D57	on-Sherif	on-Corone	Con-Clerk of Circuit Court
	Scattering	Scattering	Scattering	Scattering	Scattering	Scattering	Scattering	Scattering	Scattering	Scattering
City of Oshkosh D7 W13				0					0	0
City of Oshkosh D7 W14				0					0	0
City of Oshkosh D8 W15				0					0	0
City of Oshkosh D8 W16				0					0	0
City of Oshkosh D9 W17				0					0	0
City of Oshkosh D9 W18				0					0	0
City of Oshkosh D10 W19				0					0	0
City of Oshkosh D10 W20				0					0	0
City of Oshkosh D11 W21				0					0	0
City of Oshkosh D11 W22A				0					0	0
City of Oshkosh D11 W22B			0	0					0	0
City of Oshkosh D12 W23A			0	0					0	0
City of Oshkosh D12 W23B			0	0					0	0
City of Oshkosh D12 W24			0	0					0	0
City of Oshkosh D13 W25A			0	0					0	0
City of Oshkosh D13 W25B			0	0					0	0
City of Oshkosh D13 W26			0	0					0	0
City of Oshkosh D14 W27			0	0					0	0
City of Oshkosh D14 W28A			0	0					0	0
City of Oshkosh D14 W28B			0	0					0	0
City of Oshkosh D15 W29A			0	0					0	0
City of Oshkosh D15 W29B			0	0					0	0
City of Oshkosh D16 W30			0	0					0	0
City of Oshkosh D16 W31			0	0					0	0
City of Oshkosh D16 W32			0	0					0	0
City of Oshkosh D15 W33			0	0					0	0
City of Oshkosh D12 W34			0	0					0	0
City of Oshkosh D10 W35			0	0					0	0
City of Oshkosh D7 W36			0	0					0	0
City of Oshkosh D9 W37			0	0					0	0
Total	1	1	0	0	1	0	0	1	0	0

ALL CONTESTS
WINNEBAGO COUNTY
2014 FALL PARTISAN
PRIMARY

SUMMARY STATEMENT OF THE BOARD OF CANVASSERS

The total number of votes cast for the **GOVERNOR - DEMOCRATIC**

was

5,425

of which

MARY BURKE	received	4,995
BRETT HULSEY	received	426
SCATTERING	received	4

The total number of votes cast for the **LIEUTENANT GOVERNOR - DEMOCRATIC**

was

4,755

of which

JOHN LEHMAN	received	2,508
MARY JO WALTERS	received	2,243
SCATTERING	received	4

The total number of votes cast for the **ATTORNEY GENERAL - DEMOCRATIC**

was

4,926

of which

SUSAN V. HAPP	received	3,299
ISMAEL OZANNE	received	381
JON RICHARDS	received	1,242
SCATTERING	received	4

The total number of votes cast for the **SECRETARY OF STATE - DEMOCRATIC**

was

4,501

of which

DOUG LA FOLLETTE	received	4,490
SCATTERING	received	11

The total number of votes cast for the **STATE TREASURER - DEMOCRATIC**

was

4,261

of which

DAVE LEEPER	received	1,897
DAVID L. SARTORI	received	2,358
SCATTERING	received	6

The total number of votes cast for the **CONGRESSIONAL - DISTRICT 6 - DEMOCRATIC**

was

4,290

of which

MARK L. HARRIS	received	4,272
SCATTERING	received	18

The total number of votes cast for the **CONGRESSIONAL - DISTRICT 8 - DEMOCRATIC**

was

273

of which

RON GRUETT	received	270
SCATTERING	received	3

The total number of votes cast for the **STATE SENATE - DISTRICT 19 - DEMOCRATIC**

was

2,305

of which

PENNY BERNARD SCHABER	received	2,290
SCATTERING	received	15

The total number of votes cast for the **ASSEMBLY - DISTRICT 53 - DEMOCRATIC**

was

19

of which

SCATTERING	received	19
------------	----------	----

The total number of votes cast for the **ASSEMBLY - DISTRICT 54 - DEMOCRATIC**

was

1,591

of which

GORDON HINTZ	received	1,583
SCATTERING	received	8

The total number of votes cast for the **ASSEMBLY - DISTRICT 55 - DEMOCRATIC**

was

1,281

of which

MARK WESTPHAL	received	1,280
SCATTERING	received	1

The total number of votes cast for the **ASSEMBLY - DISTRICT 56 - DEMOCRATIC**

was

16

of which

SCATTERING	received	16
------------	----------	----

The total number of votes cast for the **ASSEMBLY - DISTRICT 57 - DEMOCRATIC**

was

618

of which

AMANDA STUCK	received	615
SCATTERING	received	3

The total number of votes cast for the **GOVERNOR - REPUBLICAN**

was

8,569

of which

SCOTT WALKER	received	8,497
STEVE R. EVANS (write-in)	received	8
SCATTERING	received	64

The total number of votes cast for the **LIEUTENANT GOVERNOR - REPUBLICAN**

was 8,143

of which	REBECCA KLEEFISCH	received	8,096
	SCATTERING	received	47

The total number of votes cast for the **ATTORNEY GENERAL - REPUBLICAN**

was 7,595

of which	BRAD SCHIMEL	received	7,575
	SCATTERING	received	20

The total number of votes cast for the **SECRETARY OF STATE - REPUBLICAN**

was 7,349

of which	JULIAN BRADLEY	received	4,580
	GAREY BIES	received	2,750
	SCATTERING	received	19

The total number of votes cast for the **STATE TREASURER - REPUBLICAN**

was 7,218

of which	MATT ADAMCZYK	received	3,830
	RANDALL MELCHERT	received	3,369
	SCATTERING	received	19

The total number of votes cast for the **CONGRESSIONAL - DISTRICT 6 - REPUBLICAN**

was 8,340

of which	GLENN GROTHMAN	received	2,955
	TOM DENOW	received	535
	JOE LEIBHAM	received	2,127
	DUEY STROEBEL	received	2,716
	SCATTERING	received	7

The total number of votes cast for the **CONGRESSIONAL - DISTRICT 8 - REPUBLICAN**

was 658

of which	REID J. RIBBLE	received	657
	SCATTERING	received	1

The total number of votes cast for the **STATE SENATE - DISTRICT 19 - REPUBLICAN**

was 4,178

of which	ROGER ROTH	received	4,164
	SCATTERING	received	14

The total number of votes cast for the **ASSEMBLY - DISTRICT 53 - REPUBLICAN**

was

1,625

of which

MICHAEL SCHRAA	received	1,615
SCATTERING	received	10

The total number of votes cast for the **ASSEMBLY - DISTRICT 54 - REPUBLICAN**

was

1,770

of which

MARK ELLIOTT	received	1,759
SCATTERING	received	11

The total number of votes cast for the **ASSEMBLY - DISTRICT 55 - REPUBLICAN**

was

3,749

of which

JAY SCHROEDER	received	328
RYAN PHEIFER	received	1,099
MIKE ROHRKASTE	received	1,340
JOHN R. LEHMAN	received	340
STEVEN GILLESPIE	received	642
SCATTERING	received	0

The total number of votes cast for the **ASSEMBLY - DISTRICT 56 - REPUBLICAN**

was

515

of which

DAVE MURPHY	received	514
SCATTERING	received	1

The total number of votes cast for the **ASSEMBLY - DISTRICT 57 - REPUBLICAN**

was

684

of which

CHRIS KLEIN	received	679
SCATTERING	received	5

The total number of votes cast for the **GOVERNOR - CONSTITUTION**

was

2

of which

SCATTERING	received	2
------------	----------	---

The total number of votes cast for the **LIEUTENANT GOVERNOR - CONSTITUTION**

was

2

of which

SCATTERING	received	2
------------	----------	---

The total number of votes cast for the **ATTORNEY GENERAL - CONSTITUTION**

was

2

of which

SCATTERING	received	2
------------	----------	---

The total number of votes cast for the **SECRETARY OF STATE - CONSTITUTION**

was

13

of which

JERRY BROITZMAN	received	13
SCATTERING	received	0

The total number of votes cast for the **STATE TREASURER - CONSTITUTION**

was

12

of which

ANDREW ZUELKE	received	12
SCATTERING	received	0

The total number of votes cast for the **CONGRESSIONAL - DISTRICT 6 - CONSTITUTION**

was

0

of which

SCATTERING	received	0
------------	----------	---

The total number of votes cast for the **CONGRESSIONAL - DISTRICT 8 - CONSTITUTION**

was

1

of which

SCATTERING	received	1
------------	----------	---

The total number of votes cast for the **STATE SENATE - DISTRICT 19 - CONSTITUTION**

was

1

of which

SCATTERING	received	1
------------	----------	---

The total number of votes cast for the **ASSEMBLY - DISTRICT 53 - CONSTITUTION**

was

0

of which

SCATTERING	received	0
------------	----------	---

The total number of votes cast for the **ASSEMBLY - DISTRICT 54 - CONSTITUTION**

was

0

of which

SCATTERING	received	0
------------	----------	---

The total number of votes cast for the **ASSEMBLY - DISTRICT 55 - CONSTITUTION**

was

1

of which

SCATTERING	received	1
------------	----------	---

The total number of votes cast for the **ASSEMBLY - DISTRICT 56 - CONSTITUTION**

was

0

of which

SCATTERING	received	0
------------	----------	---

The total number of votes cast for the **ASSEMBLY - DISTRICT 57 - CONSTITUTION**

was

0

of which


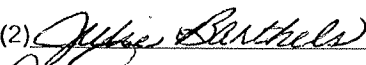

SCATTERING	received	0
------------	----------	---

Certification of the Board of Canvassers

We, the undersigned, certify that we are the members of the Board of Canvassers for WINNEBAGO County.

We certify that the attached tabular statement of Votes Cast and Summary Statement of the Board of Canvassers, canvassed and prepared by us, are correct and true as compiled from the original returns made to the WINNEBAGO County Clerk.

BOARD OF CANVASSERS

(1)  (2) 
(3) 

(Date) Tuesday, August 19, 2014