




Transition



A Transition Guide for Young Adults with Special Needs and/or Disabilities and their Parents

Connecting you to Resources, Information and Assistance

Congratulations!

Your 18th birthday marks an important milestone of life – leaving childhood behind and entering life as an adult. Many changes in disability services occur when a student is between the ages of 18 and 21.

Transitioning into Adult Disability Services

This publication, developed by the ADRC of Winnebago County, is intended to help the student with disabilities and his/her family make the transition into adulthood as smoothly and effectively as possible. It provides a brief overview of the changes, the process, the timeline and the resources involved for a young person with special needs and/or disabilities to transition from adolescence into adulthood.

It explains how and when the ADRC can help you understand your new rights and responsibilities, determine your immediate and future care needs and evaluate your options for meeting those needs. It provides links to resources and organizations that will help you make more informed choices about living as an adult in Winnebago County.

Beginning 6 months before your 18th birthday, the ADRC can help you, your family and your transition team, make the transition process seamless, productive and less stressful. We can help you identify the questions to ask and find answers specifically tailored to your situation.



Aging & Disability Resource Center of Winnebago County

220 Washington Avenue

Oshkosh, WI 54901

211 N. Commercial Street

Neenah, WI 54956

Call Toll Free:

1-877-886-2372

adrc@co.winnebago.wi.us

www.co.winnebago.wi.us/ADRC

No Appointment Necessary

Hours of Operation:

Monday – Friday

8:00 a.m. – 4:30 p.m.

How do Youth Services and Adult Services Differ?

High School/Entitlement

- Special Education Services are free
- Services based on the Individualized Education Plan (IEP) initiated by the school district.
- Progress toward IEP goal is monitored and communicated to parents and students.
- Regulation by the Individuals with Disabilities Education Act (DEA)



Eligibility/Adult Service Systems

- Adult services are based on eligibility and vary by agency.
- Services are based on the Individualized Service Plan (ISP) and/or Individualized Plan for Employment (IPE) which are developed with the adult consumer.
- Progress towards goals is monitored by the consumer and requires self advocacy.
- Required by Section 504 of the Rehabilitation Act and the Americans with Disabilities Act.

The ADRC can begin assisting you with your transition

Before 17 years 6 months of age:

Contact Winnebago County Family Support Services at (920) 236-4650. This is the doorway to apply for Children's long-term services and Family Support Program.

- Obtain and keep a copy of school records including IEP's, psychological evaluations and occupational/physical/speech therapy evaluations. All these documents will assist in determining eligibility for programs.
- Start thinking and talking about transition from pediatric to adult health care services.

At age 17 years 6 months of age:

If you are not involved with the Winnebago County Family Support Team, contact the ADRC. They can help you and your family review and understand all your long-term care options – in light of your particular needs and situation. They can help you...

- Consider your options for transitioning from pediatric to adult health care services.
- Consider your interests and preferences in thinking about post high school work or education possibilities.
- Learn about community, services, organizations and housing options.
- Consider legal issues such as Guardianship, Power of Attorney, Advance Directive options, estate planning, and supported decision making.
- Learn about your new rights and responsibilities.
- Provide links to helpful information, resources and organizations.

By age 21:

This is the last year you are entitled to Special Education Services through the public schools if you did not graduate.

- Transition to adult health care providers should be complete.
- Living situation and employment should be secured.

AGING AND DISABILITY RESOURCE CENTER (ADRC)

Information & Assistance

ADRC Information and Assistance (I&A) Specialists have information on a wide range of resources, including information about long-term care and disability services. If you or someone you care for are turning 18 and have a disability, an I&A Specialist can provide confidential options counseling, assist you in determining eligibility for long-term care services and refer you to other resources that may be needed following high school. You can request assistance from the ADRC at 17 years, 6 months of age and all of the services are provided free of charge. To find out more, contact an I&A Specialist Monday through Friday, 8:00 a.m. to 4:30 p.m. at 1-877-886-2372.



Disability Benefit Specialist Program

A Benefit Specialist provides free and confidential assistance to people with disabilities between the ages of 18 and 59.

The goal of the program is to:

- Provide current, accurate information about public and private benefit programs;
- Counsel individuals about eligibility for various programs and benefits;
- Help people apply for benefits or appeal a denial of benefits

Some of the programs and information a Disability Benefit Specialist can help with are:

- Medicaid
- Social Security Disability Income (SSDI)
- Supplemental Security Income (SSI)
- Medicare
- Other financial assistance programs you may qualify for

For more information about the Disability Benefit Specialist Program, contact the ADRC at 1-877-886-2372.

TURNING 18: RIGHTS AND RESPONSIBILITIES OF BECOMING AN ADULT

On the day of your 18th birthday, you legally become an adult. Unless you have been determined “incompetent” by a judge and have been appointed a guardian, having a disability does not change the fact that you are an adult and have the same rights and responsibilities as everyone else. This is a very exciting time because you now have certain new rights that allow you to be more independent. In Wisconsin, you are automatically given the following rights when you turn 18:

- The right to vote
- The right to get married
- The right to make a contract
- The right to apply for credit
- The right to obtain a driver’s license (if you do not have a driver’s license you should get a state issued photo ID from the DMV)
- The right to obtain medical treatment without your parents’ consent

With those rights also come new responsibilities, and as an adult, you are personally accountable for your actions. The following are new responsibilities that you did not have before turning 18:

- If you break the law, you will be tried in adult criminal court
- Your parents are no longer required to support you
- You may be sued by others
- You’re eligible for jury duty
- All males must register for Selective Service

For more information on your rights and responsibilities as an adult, click here:

<https://www.wisbar.org/forPublic/ForEducators/Documents/What-You-Should-Know.pdf>

Registering for the Selective Service

Selective Service registration is the process that the U.S. Government uses to collect names and addresses of men ages 18 through 25 to use in case of a national emergency that requires rapid expansion of the Armed Forces.

Every male citizen residing in the United States, regardless of disability, must register for the draft within 30 days of his 18th birthday. If you want to, you can register as early as 120 days before that date.

How to Register

You can choose to register one of the following ways:

- Online at www.sss.gov
- At a post office where you can pick up a “mail-back” registration card
- By mail, most young men will receive a reminder “mail-back” card around the time they turn 18.


For more information about the Selective Service, go to their website at www.sss.gov

The Right to Vote

Unless you have been determined “incompetent” and your right to vote has specifically been revoked in your guardianship papers, you now have the right to vote in state and local elections. It is important for people with disabilities to vote because it is your chance to let your voice be heard. Your vote tells elected officials what you think about how they are running the government. Every vote counts and this is one opportunity to make a difference in your community.

All municipalities in Wisconsin require voter registration before you are allowed to vote. You can register by mail, in person or at your polling place the day of the election. You will be required to provide proof of residency and a form of identification such as a driver’s license or state ID card with your registration application. Polling places can change, so please contact the County Clerks Office if you have questions about how to register or where your polling place is located. The County Clerks Office for Winnebago County is located at 112 Otter Ave, Oshkosh, WI 54901. Phone: 920-232-3430 or 920-727-2880. You can also go to <https://myvote.wi.gov>. This site provides voting information and allows you to type in your address to find out the location of your polling place.

Federal and state laws require that every polling place in Wisconsin be fully accessible to voters with disabilities. If you have problems with polling place accessibility or discrimination, you should contact your municipal clerk to file a complaint.



TRANSITION TO ADULT HEALTH CARE

Every young adult will transition from pediatrics to adult health care; however, if you have always gone to a family doctor who sees patients throughout the lifespan, you will not need to switch doctors. Individuals with disabilities often have complex medical needs and finding a new doctor can be a big decision. You will want to find someone that is knowledgeable about your special needs and someone with whom you feel comfortable communicating.

Finding Adult Health Care Providers

Finding adult providers early will help you coordinate your health care and make your transition a smooth one. There are several ways to find adult medical providers. Listed below are some ideas to help you get started:

Transition

- Ask your pediatrician for referrals
- Ask friends and family for referrals
- Call your health insurance company
- Contact the ADRC (the ADRC will not endorse any single provider, but can direct you to physician referral hotlines or other referral sources)

It is perfectly acceptable to schedule an “interview” appointment with a new doctor so that you have a chance to meet him/her in person. This interview appointment allows you to ask questions and make sure you are comfortable with the doctor before making your final decision.


Once you have found a new doctor, you will need to have your medical records transferred. You can usually do that by contacting your pediatrician’s office. You will need to fill out a “Medical Release Form” and sign it before any information will be disclosed to your new provider. Transferring records can take some time, so be sure to do it well before your first real appointment with your new doctor.

It is a good idea to make your first appointment while you are still being seen by your pediatrician in case there are any questions or concerns about your treatment or medications.

Taking Control of Your Health Care

Now that you are an adult and are in control of your medical treatment, it is very important to have the skills necessary to keep yourself safe and healthy. The “Transition Health Care Checklist: Preparing for Life as an Adult” is an excellent tool to help you evaluate and build necessary skills that will allow you to take charge of your health care. You can find the checklist online at:

<http://www.waisman.wisc.edu/cedd/pdfs/products/health/THCL.pdf>



HEALTH CARE DECISION-MAKING SUPPORT

Managing your health care can be a complex and difficult thing to do, so it is important for you to ask for help if you need it. You can get health care decision-making support in a number of different ways. Brief descriptions of options are discussed below and are listed from the least restrictive to the most restrictive.

Release of Medical Records and Information

HIPAA (Health Insurance Portability and Accountability Act), otherwise known as the “privacy law” is a federal law that protects your confidentiality when it comes to your health care. Once you become an adult, your health care providers can no longer give information to anyone without your permission, including your parents. If you would like to grant your doctor permission to release all or a portion of your medical records to your parents or another person you can fill out a “Medical Release Form” and sign it. This is one way to give a trusted adult access to your medical information so that they can help you understand and make decisions regarding your health care.

Supported Decision Making

Support Decision-Making is a way for people with disabilities to get help from trusted family members, friends, and professionals, to help them understand the situations and choices they face so they can make their own decisions. Supported Decision-Making enables people with disabilities to ask for support where and when they need it. Supported Decision-Making is not a form of Guardianship or Power of Attorney. Powers of attorney, representative payees and release of information forms can also help families provide the needed supports and safeguards without going to court for Guardianship, when appropriate. The Board for People with Developmental Disabilities has additional information on Support Decision-Making available at:

<http://wi-bpdd.org/index.php/SupportedDecision-Making/>. You can get the form online at <https://www.dhs.wisconsin.gov/forms/f02377.pdf> or at the Aging and Disability Resource Center of Winnebago County.

Health Care Power of Attorney (HCPOA)

This is an important document that should be filled out by every capable adult, regardless of disability. The form allows you to name a trusted adult as your health care decision maker (agent) in the event you become incapacitated and cannot make decisions for yourself. It also provides the opportunity for you to express preferences about your care. You can list a second adult as a backup in the event that the first person listed as agent is not available. This document only takes effect when two doctors agree that you are indeed incapacitated and cannot make your own decisions. You can get this legal form online at <http://dhs.wisconsin.gov/forms/advdirectives/index.htm> or the Aging and Disability Resource Center of Winnebago County.

Guardian of the Person

The most restrictive decision-making support is Guardian of the Person. This type of guardianship is set up when a person is unable to make decisions that meet their needs for physical health and safety. If this is the situation, an alternative decision maker (called a guardian) is legally appointed to make decisions for that person (called the ward).

Who determines the need for guardianship?

The need for guardianship is determined by a judge through a legal proceeding. A medical doctor (MD) or a PhD level psychologist must conduct an evaluation of a person's competence. The doctor makes recommendations to the court, but it is the judge that makes the legal determination that the person placed under guardianship is incompetent and unable to make his or her own decisions. Physical disability and/or poor judgment without a legal finding of mental incompetence **are not** sufficient reasons to establish guardianship.

Who can be a guardian?

Any competent adult (age 18 and over) is eligible to serve as a guardian. Usually this includes family members, friends and advocates. It is generally not a good idea for paid staff to assume the role of guardian, since it presents a conflict of interest. Parents do not automatically become guardians of a disabled child once he or she turns eighteen. A parent's legal responsibility and authority ends at their child's 18th birthday.

What does a guardian do?

A Guardian of the Person has responsibility for overseeing the care and living situation of the ward, as well as medical decision-making. The guardian should encourage the ward to participate in the decision-making process whenever possible. The guardian must have regular visits, in person, to observe the ward's condition, surroundings and treatment. He or she must review treatment records, attend staffing and consult with providers of health care and social services in making all necessary treatment decisions. A guardian is expected to make decisions based on what is in the best interest of the ward and is required to file a report with the court once a year explaining how the ward is doing. A Guardian of the Person does not have decision-making powers over the ward's property (including finances) unless he or she is also appointed Guardian of the Estate or Representative Payee.

What is a Guardian Ad Litem?

A Guardian Ad Litem (GAL) is an attorney who is appointed by the court to represent the best interests of the proposed ward during the court process. The GAL is a neutral party who will interview the proposed ward and make professional recommendations to the judge about the ward's best interest.

How does the guardianship process work?

The process and paperwork involved in obtaining a guardianship is generally completed by a private attorney. The proposed ward and petitioner may incur costs for attorney fees, filing fees, a Guardian Ad Litem and a doctor or psychologist's evaluation. If you feel that guardianship may be appropriate in your situation and you have questions, you can contact the ADRC for more information at 1-877-886-2372 six months prior to the potential ward's 18th birthday. If you currently have a case worker through Winnebago County, talk with your case worker about guardianship options.

The process of appointing a guardianship includes:

1. Completion of a competency evaluation by a psychologist or physician.
2. Filing a petition with the courts (usually completed by a private attorney).
3. A court hearing.

How can I learn more about guardianship?

The Wisconsin Guardianship Support Center (GSC) provides information and assistance on issues related to guardianship, protective placement, advance directives and more. They also offer information on advance directives and guardianship on their website: <https://gwaar.org/guardianship-resources>

HEALTH INSURANCE OPTIONS

Once you turn 18, your eligibility for health insurance coverage may change. Health insurance helps pay for medical expenses including office visits with your doctors, hospital stays and medications. Without health insurance, most people cannot afford the cost of health care. For many people, it is critical to staying healthy. Below is a brief description of possible insurance options for young adults.

▶ **Private health insurance through employment**

If you decide to go straight into the workforce after high school, you may qualify for health insurance coverage through your place of employment. Most, but not all, employers offer health benefits, so it is important to ask what benefits are offered before accepting a job. All insurance plans are different, but most require you to pay monthly premiums and a yearly deductible.

▶ **Private Insurance through Health Insurance Marketplace**

Get answers about affordable health insurance at www.healthcare.gov or 1-800-318-2596.

▶ **Continuation of family plan as dependent adult**

You may remain as a dependent on your parents' insurance until the age of 26.

▶ **Medicaid/BadgerCare**

Medicaid pays for medical services such as hospital stays, doctor appointments and prescription drugs. You may qualify for Medicaid or BadgerCare if you are a citizen of the United States or a qualifying immigrant and meet the financial eligibility requirements. There are several different Medicaid programs available in Wisconsin and each one has slightly different criteria. For more

Transition

information about Medicaid or BadgerCare, contact the East Central Income Maintenance Partnership at 1-888-256-4563 or online at <https://access.wisconsin.gov>.

BENEFITS

Now that you are an adult, your parents no longer have the legal responsibility to support you financially. It is important to think about how you will support yourself and manage your own money. If you are unable to earn enough money to support yourself because of your disability, you might be eligible for one or more of the benefit programs discussed below.

Social Security & Supplemental Security Income (SSI)

Social Security programs provide financial protection to workers and their families and pay monthly retirement, disability or survivor benefits to individuals.

The Supplemental Security Income (SSI) program pays monthly benefits to individuals who have little or no resources and who are elderly, blind or disabled.

Social Security – Disabled Adult Child (SSDAC)

If you have been determined disabled by Social Security and have a parent who retires, receives Social Security Disability Income or has died, you may be eligible for SSDAC based on your parents' work history. To apply for SSDAC, you would use the same application process as if you were applying for SSI.

SSI is different than other Social Security programs in the following ways:

- SSI benefits are not based on your prior work or a family member's prior work
- To get SSI, you must have limited income and resources (\$2,000 or less in assets)
- SSI recipients automatically qualify for Medicaid
- SSI recipients may also be eligible for FoodShare
- To get SSI, you must be blind, disabled or at least 65 years old

You can apply for SSI the month of your 18th birthday. If you are determined disabled, benefits begin the month after your application was filed. If you received SSI prior to age 18, Social Security will review your record to see if you are eligible as an adult.

To apply for SSI, you may contact the local Social Security office in Oshkosh at 1-877-445-0834 or Appleton at 1-877-694-5495. For a listing of Social Security offices in Wisconsin visit:

<https://www.ssa.gov/locator/> You can call to make an appointment or you can also start the application process online at www.ssa.gov. You can also load the Adult Disability Start Kit at: http://www.ssa.gov/disability/disability_starter_kits_adult_eng.htm or call 1-800-772-1213 and ask for one to be mailed to you.

LONG-TERM CARE PROGRAMS

Publicly Funded Long-Term Care Programs provide a wide range of long-term support services to eligible members. Potential members are adults over the age of 18 with physical or developmental disabilities and elderly persons with long-term conditions requiring care. You must be functionally and financially eligible in order to enroll in Publicly Funded Long-Term Care Programs.

The Aging and Disability Resource Center (ADRC) staff will assess the potential member's eligibility for these programs. When you reach age 17 years 6 months, you should contact the ADRC at 1-877-866-2372 for information, assistance and advice about available services and possible eligibility.

To explore Publicly Funded Long-Term Care Programs, you will meet with an Aging and Disability Resource Specialist who will assist you with options counseling for you to be able to make an informed decision on to which program would be able to meet your needs. Dependent on eligibility, enrollment counseling may be provided as well.

There are two assessments to determine eligibility:

A functional screen which gathers information about whether the individual needs help and how much help they need to perform activities of everyday life – for example, walking, bathing, eating and managing medication. (It is important for you to obtain and keep a copy of school records including IEP's, psychological evaluations and OT/PT/Speech evaluations. All of these documents will assist in determining eligibility for programs.)

A financial screen which is based on your income and assets. A consumer would need to meet Medicaid eligibility requirements.

Publicly Funded Long-Term Care Programs help provide the services that you need to live an active, healthy and independent life. This is done by offering a variety of community based supports, which are identified to help you achieve your goals in the most cost effective manner possible. Depending on your financial situation, you may have a cost share for services. You will be told how much this will be before enrollment.

Public funding supports may include, but are not limited to:

- Adaptive Aids
- Assisted Living Financial Management
- Respite Care
- Medical Equipment
- Prevocational Training Skilled Nursing Services
- Supported Employment
- Supportive Home Care Personal Response System
- Home Delivered Meals

Transition

At this time, an adult who meets both functional and financial eligibility requirements will have options counseling with an ADRC Specialist.

The ADRC of Winnebago County can help you understand and compare your Long-Term Care options:

Managed Care Organizations

Community Care

1826 North Casaloma Drive
Appleton, WI 54913
920-750-5500

www.communitycareinc.org

Lakeland Care District

500 City Center
Oshkosh, WI 54901
920-456-3200

www.lakelandcaredistrict.org

IRIS (Include, Respect, I Self-Direct)

Advocates4U

11051 N Towne Square Rd
Mequon, WI 53092
877-739-2203

<https://irisadvocates4u.org>

Connections

6737 W Washington St Suite 2275
West Allis, WI 53214
844-520-1712

www.connectionswis.org

*Additional office in Appleton

Midstate Independent Living Choices (MILC)

3262 Church St
Stevens Point, WI 54481
715-344-4799

www.milc-inc.org

TMG

1 South Pinckney St Suite 320
Madison, WI 53703
844-864-8987

www.tmgwisconsin.com

FINANCIAL DECISION-MAKING SUPPORTS

Managing finances and budgeting are difficult things to do for many young adults, so it is important for you to ask for help if you need it. You can get financial decision-making support in a number of different ways. A brief description of options are discussed below and are listed from the least restrictive to the most restrictive.

Voluntary Banking Restrictions

If you need help with your finances, it may be a good idea to give a parent or another trusted adult access to your bank accounts, records and bills so that they can provide the assistance that you need. It is very important that the person you give this access to is a trusted adult and someone who

is looking out for your best interest. There are several different banking options that would allow you extra support managing your money and paying your bills. Some options may include: direct deposit, joint bank accounts, dual signature checking accounts and automatic bill paying programs online. You can talk to a representative at your bank for more information about these options.

Power of Attorney for Finances

A Power of Attorney for Finances allows you to choose a trusted adult who will manage or help you manage your money and assets. You determine what money or assets you want that person (called an agent) to have authority over.

The point at which your agent's authority becomes effective depends on the language you use in your Power of Attorney for Finances. If you give your agent "immediate power," your agent's power will start when you sign the document. Even if you sign a document granting your agent immediate power, you may continue to handle all of your own property and finances as long as you are able. Essentially, either you or your agent makes decisions about your finances.

How do I get a Power of Attorney for Finances?

You can visit the website: www.dhs.wisconsin.gov/forms/AdvDirectives/index.htm to print the form. The form will need to be notarized. The Aging and Disability Resource Center of Winnebago County can also provide you with this document. You may hire a lawyer to draft a document that fits your needs as well.

Representative Payee

If you receive SSI or SSDI benefits and need help managing your money, Social Security Administration can appoint a relative, friend, another interested party or a professional agency to serve as your representative payee. Your benefits are then paid to your payee on your behalf.

The representative payee must use your benefits for current basic needs of food, clothing and shelter. The payee must provide a simple accounting report of how the money was spent (usually on an annual basis) to Social Security and to the beneficiary. A payee only has authority over the SSI or Social Security benefits, not over any other finances and income. The representative payee must also report any change in circumstances (income, resources, living arrangements, return to work, etc.) to Social Security.

How can I get a Representative Payee?

If you would like help managing your benefits, you or someone interested in becoming your payee can contact the Social Security Administration and make a request to have one appointed. If you do not have a relative, friend or another interested party who can assume the role of representative payee, there are private agencies in Winnebago County that can provide this service for a small monthly fee. These agencies will work with Social Security and help individuals budget their benefits, pay bills and save for emergencies. If you have questions or would like to discuss these options, please call the ADRC at 1-877-866-2372.

Transition

Guardian of the Estate

The most restrictive option for financial decision-making is Guardian of the Estate. This type of guardianship is set up after a person has been determined “incompetent” by a judge and therefore does not have the capacity to make financial decisions on his/her behalf. A court will only appoint a Guardian of the Estate if it finds that there is no less restrictive intervention available that the individual needing help will accept.

The process to get a court-appointed Guardian of the Estate is very similar to the process used to appoint a Guardian of the Person discussed on page 7. Once a Guardian of the Estate has been appointed, the “Letters of Guardianship” will be issued to the Guardian by the court and will explain the scope of the guardian’s authority. The Guardian must submit an annual report to the court which can account for all funds received and spent on behalf of the Ward.

TRANSITIONING TO POSTSECONDARY EDUCATION

If you have decided to transition to postsecondary education after graduation, it is important to know there are many differences between high school and college. Postsecondary education is governed by different laws and formal special education services are not available. Most colleges have a Special Needs Office where students with disabilities can go for support and assistance with accommodations.

In order to succeed in college, it is important that you have developed important skills in self-advocacy and independent living. The “Opening Doors to Postsecondary Education and Training” is an excellent tool to help you evaluate and build the necessary skills that will allow you to be successful in college. You can find the checklist online at:

<https://dpi.wi.gov/sites/default/files/imce/sped/pdf/tranopndrs.pdf>

The Division of Vocational Rehabilitation (DVR)

The Wisconsin Division of Vocational Rehabilitation (DVR) is a federally and state funded program designed to assist individuals with disabilities in preparing for, finding and keeping employment. You may be eligible to receive vocational services from DVR if you have a disability that makes it difficult for you to work. If you are planning to transition to employment after graduation, you should get connected with DVR at least two years before leaving school. If you haven’t already, you can speak to your teachers about inviting DVR to one of your Individualized Education Program meetings.

DVR is located at:

- Vocational Rehabilitation
219 Washington Avenue, Suite 105
Oshkosh, WI 54901
Phone: 920-424-4409

- Fox Cities Workforce Development Center
1802 Appleton Road
Menasha, WI 54952
Phone: 920-968-6219
- Online information is available at: <https://dwd.wisconsin.gov/dvr/>



THE IMPORTANCE OF KEEPING RECORDS

It is extremely important for you and/or your parents to develop a good recordkeeping system in order to keep track of important documents that you may need now and in the future.

Before you leave high school, obtain a copy of all transcripts, evaluations, tests and transition Individualized Education Programs. Often times, these records will be needed when coordinating adult services. Schools do not keep student records very long, so it is important that you request your own copies before, or right after, leaving high school.

In addition to keeping school records, it is just as important to keep medical records including any documentation from physical therapists, occupational therapists, psychologists, pediatricians and specialists. Keeping these types of documents organized and easily accessible will save you time and make your transition into the adult world a much smoother one.



RESOURCES

Winnebago County Community Resources

Aging & Disability Resource Center (ADRC): 1-877-866-2372

Information regarding resources, guardianship, long-term care, Disability Benefit Specialist Program and more

Benefits Counseling

Aging & Disability Resource Center (ADRC)

Disability Benefit Specialist Program: 1-877-866-2372

Free benefits counseling, information on eligibility for various programs, help with applications and appeals

Social Security Administration:

Information on Social Security benefits, benefits counseling, SSI and Medicaid

- Oshkosh Office: 1-877-445-0834
- Appleton Office: 1-877-694-5495
- www.ssa.gov

Transition Guides for Education and Employment

Wisconsin Statewide Parent-Educator Initiative (WSPEI):

Provides helpful articles about transitioning to adult services, education, self determination, and employment

- <https://wspei.org/transition/> or (833)879-7734

Transition

Wisconsin Transition Initiative Grant (TIG):

This website has excellent resource links, articles and videos aimed at improving post high school transition to the workforce or school:

- <https://www.witig.org/transition-related-videos.html>
- (608) 921-1400
- **Transition Action Guide for Post-School Planning (DWD/DPI)-**
https://www.witig.org/wstidata/resources/tag_short_version_1345741649.pdf (short version)

Wisconsin Transition Resource Guide: Get to Where you Want to Go:

This guide provides tips and resources to help plan for adulthood and life after high school.

- <https://promisewi.com/download/resource-guide-families.pdf>

Before Age 18

This website providing checklists/ actions steps for ages 14-18:

- <https://beforeage18.org/>

Education and Resource Guide for Children and Families (DVR):

- https://dwd.wisconsin.gov/dwd/publications/dvr/pdf/dvr_18143_p.pdf

WCCoT- Winnebago County Community on Transition – on Facebook

Winnebago County Specific information for transitioning youth and their families

- <https://www.facebook.com/WCCoT/>

Wisconsin Department of Public Instruction (DPI)

- <https://dpi.wi.gov/families-students>

Post Secondary Education

Fox Valley Technical College Educational Support Services

Accommodation services, transition coordinator, support services

- Oshkosh Campus: 920-236-6155
- Appleton Campus: 920-735-2569
- <https://www.fvtc.edu/programs/admissions-overview/support-services/disability-related-services>

Think College

Website to find and compare information about college programs for students with intellectual disabilities

- www.thinkcollege.net

National Center on Secondary Education and Transition

Offers publications, resources and technical assistance related to secondary education and transition for youth with disabilities

- www.ncset.org

Employment

Division of Vocational Rehabilitation (DVR):

Helps individuals with a disability find and retain employment:

- Vocational Rehabilitation
Oshkosh: 920-424-4409
- Fox Cities Workforce Development Center
Menasha: 920-968-6219
- <https://dwd.wisconsin.gov/DVRAPPLY/Presentation/Eligibility/DVRMission.aspx>.

Decision Making Resources/ Advocacy

GWAAR – Guardianship Support Center

Provides information and assistance on issues related to guardianship

- <https://gwaar.org/guardianship-resources>

Wisconsin Board for People with Developmental Disabilities

Helpful toolkits, information, and resources for individuals with a developmental disability, including information on supported decision making

- <https://wi-bpdd.org/wp-content/uploads/2019/12/SDMTToolkit.pdf>
- (608) 266-7826

Disability Rights Wisconsin (DRW):

Provides advocacy and legal expertise for individuals with disability

- <http://www.disabilityrightswi.org/>
- (800) 928-8778

Other Helpful Resources

Children and Youth with Special Health Care Needs

Offers information and referrals, lending library, support groups, trainings and more for families who have children with disabilities

<http://northeastregionalcenter.org>

Transitions RTC – Research & Training Center

Resources for youth and young adults with serious mental health conditions who are trying to successfully complete their schooling and training and move into rewarding work lives

<https://www.umassmed.edu/TransitionsACR/resources/>