

Uniform Instructions for Wisconsin Absentee Voters



STEP 1
Read and follow the instructions on your ballot.
 Mistakes may prevent your votes from being counted.

STEP 2
You must vote your ballot in the presence of an adult witness:

- Mark your ballot in the presence of your witness.
- Your witness cannot tell you who or what to vote for and cannot see the choices you make on your ballot.

Who can be a witness?

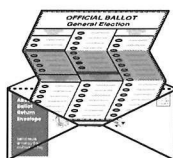
- ☒ A witness must be a U.S. Citizen who is at least 18 years old.
- ☒ For military or overseas voters, your witness must be at least 18 years old but is not required to be a U.S. Citizen.
- ☒ A witness can be a friend, spouse, family member, neighbor, etc.

Who cannot be a witness?


- ☒ A candidate on the ballot for this election.

If you're having trouble finding a witness or have questions about the witness requirement, please contact your municipal clerk.

STEP 3
Refold your voted ballot and place it inside of the return envelope.



STEP 4
Seal the envelope in the presence of your witness.



Make sure your envelope is completely sealed

STEP 5
Fill out the required sections of the absentee return envelope.

Required Elements

VOTER

Your voter information
(may already be complete)

Signature

WITNESS

Signature

Printed Name

Address

Official Absentee Ballot Certificate & Application

1. CLERK or VOTER must complete this part

Voter Information

City Name: _____
 Village Name: _____
 Town Name: _____
 Name (Last, First, Middle): _____
 Street Address: _____
 County: _____ City: _____
 State: _____ Zip: _____ Ward: _____ Abs. Dist: _____

2. VOTER must complete this part

I certify, subject to the penalties for false statements of Wis. Stat. § 18.45(1)(b), that:

- I am a resident of the ward or of the bi-municipal district of the municipality in this county of the State of Wisconsin and am qualified to vote in the ward or bi-municipal district at the election provided herein.
- I am not voting at any other location in this election.
- I am unable or unwilling to appear at the polling place on the return on Election Day or I have changed my residence within the return time and want to continue to vote in the ward or bi-municipal district at the election provided herein.
- I implore the ballot unmarked by the witness and in the presence of one other person (marked the ballot on my behalf) and I have the envelope in a manner that no one but myself and one assistant (under § 18.45(1)(c)) or my assistant (under § 18.45(1)(d)) could have had access.
- I request that ballot into this in the original or a copy of that request.

X Voter Signature _____
 (The undersigned witnesses, subject to the penalties for false statements of Wis. Stat. § 18.45(1)(b), certify that:)

WITNESS must complete this part

I am a resident of the ward or bi-municipal district of the municipality in this county of the State of Wisconsin and am qualified to vote in the ward or bi-municipal district at the election provided herein.

The above statements are true and the voting procedure was followed as stated.

I am not a candidate for any office on the enclosed ballot (except in the case of a write-in ballot).

I understand and agree that I am not to be used to solicit or induce the voter to vote for or against any candidate or measure.

X Witness Signature _____
 Witness Printed Name: _____
 Witness Address (Number, Street Name, City): _____

STEP 6
Return your ballot.

Unless you are a voter with a disability, you must personally return your own ballot and it must be received in time to be delivered to your polling place **no later than 8:00 p.m. on Election Day.**

- Mail it back. Allow at least **one week** for mail.
- Drop it off at your municipal clerk's office.
- Drop it off at your polling place or central count location.
- Voters with disabilities have the right to assistance in returning an absentee ballot. The voter's assistant can be anyone who is not the voter's employer, an agent of the employer, a representative of their labor union, or a candidate on the ballot.
- **Absentee ballots may not be returned by email or fax.**

Getting Assistance

If you need help reading or filling out your ballot or absentee return envelope, you may ask for assistance from anyone who is not your employer or a representative of your labor union. **Your assistant may also serve as your witness.** Explaining how to fill out your ballot or return envelope is not "assistance."

With your absentee return envelope	With your ballot
<ul style="list-style-type: none">• If someone signs your absentee return envelope on your behalf, make sure they also sign in the <i>Certification of Assistant</i> section.• Your assistant may also serve as your witness.	<ul style="list-style-type: none">• Your assistant must sign in the <i>Certification of Assistant</i> section.• Your assistant can read your ballot to you or fill out your ballot under your direction but cannot tell you how to vote.

Ballot Damage & Mistakes

If you make a mistake while marking your ballot or completing the return envelope, **please contact your municipal clerk.** They can also field questions about how to request a new ballot and return it if you make a mistake.

You can find their information below or by scanning the QR code.



Voter Photo ID

- If you have received your ballot, then a copy of your photo ID is already on file or you are exempt from the requirement. You do not need to provide another copy of photo ID unless instructed by your clerk.

myvote.wi.gov/en-us/My-Municipal-Clerk

If you have any questions, please contact your municipal clerk for assistance.

Municipal Clerk Contact Information

(Name of Municipal Clerk)

(Name of Municipality)

Phone:

Email:

Fax:

State Election Official Contact Information Wisconsin Elections Commission

Help Desk: (608) 261-2028
Email: elections@wi.gov



**Check absentee ballot return status, find voter information, and more on
MyVote.wi.gov**


Uniform Instructions for Wisconsin Absentee Voters

EL-128 | Rev 08-2023 | Wisconsin Elections Commission, P.O. Box 7984, Madison, WI 53707-7984 |
(608) 261-2028 | elections.wi.gov | elections@wi.gov

Uniform Instructions for Wisconsin Absentee Voters (for Central Count Municipalities)



STEP 1
Read and follow the instructions on your ballot.
 Mistakes may prevent your votes from being counted.

STEP 2

You must vote your ballot in the presence of an adult witness:

- Mark your ballot in the presence of your witness.
- Your witness cannot tell you who or what to vote for and cannot see the choices you make on your ballot.

Who can be a witness?

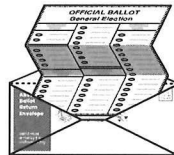
- ☒ A witness must be a U.S. Citizen who is at least 18 years old.
- ☒ For military or overseas voters, your witness must be at least 18 years old but is not required to be a U.S. Citizen.
- ☒ A witness can be a friend, spouse, family member, neighbor, etc.

Who cannot be a witness?


- ☒ A candidate on the ballot for this election.

If you're having trouble finding a witness or have questions about the witness requirement, please contact your municipal clerk.

STEP 3
Refold your voted ballot and place it inside of the return envelope.



STEP 4
Seal the envelope in the presence of your witness.



Make sure your envelope is completely sealed

STEP 5
Fill out the required sections of the absentee return envelope.

Required Elements

VOTER	
Your voter information (may already be complete)	
Signature	
WITNESS	
Signature	
Printed Name	
Address	

STEP 6
Return your ballot.

Unless you are a voter with a disability, you must personally return your own ballot and it must be received in time to be delivered to your absentee ballot counting location **no later than 8:00 p.m. on Election Day.**

- Mail it back. Allow at least **one week** for mail.
- Drop it off at your municipal clerk's office.
- Drop it off at your absentee ballot counting location.
- Voters with disabilities have the right to assistance in returning an absentee ballot. The voter's assistant can be anyone who is not the voter's employer, an agent of the employer, a representative of their labor union, or a candidate on the ballot.
- **Absentee ballots may not be returned by email or fax.**

Getting Assistance

If you need help reading or filling out your ballot or absentee return envelope, you may ask for assistance from anyone who is not your employer or a representative of your labor union. **Your assistant may also serve as your witness.** Explaining how to fill out your ballot or return envelope is not "assistance."

With your absentee return envelope	With your ballot
<ul style="list-style-type: none">• If someone signs your absentee return envelope on your behalf, make sure they also sign in the <i>Certification of Assistant</i> section.• Your assistant may also serve as your witness.	<ul style="list-style-type: none">• Your assistant must sign in the <i>Certification of Assistant</i> section.• Your assistant can read your ballot to you or fill out your ballot under your direction but cannot tell you how to vote.

Ballot Damage & Mistakes

If you make a mistake while marking your ballot or completing the return envelope, **please contact your municipal clerk.** They can also field questions about how to request a new ballot and return it if you make a mistake.

You can find their information below or by scanning the QR code.



Voter Photo ID

- If you have received your ballot, then a copy of your photo ID is already on file or you are exempt from the requirement. You do not need to provide another copy of photo ID unless instructed by your clerk.

myvote.wi.gov/en-us/My-Municipal-Clerk

If you have any questions, please contact your municipal clerk for assistance.

Municipal Clerk Contact Information

(Name of Municipal Clerk)

(Name of Municipality)

Phone:

Email:

Fax:

State Election Official Contact Information Wisconsin Elections Commission

Help Desk: (608) 261-2028

Email: elections@wi.gov



Check absentee ballot return status, find voter information, and more on
MyVote.wi.gov

Uniform Instructions for Wisconsin Absentee Voters (for Central Count Municipalities)

EL-128cc | Rev 08-2023 | Wisconsin Elections Commission, P.O. Box 7984, Madison, WI 53707-7984 |
(608) 261-2028 | elections.wi.gov | elections@wi.gov

STEP 2 Read and follow the instructions on your ballot.
Mistakes may prevent your votes from being counted.

☒ A candidate on the ballot for this election.

If any of the required information above is missing, your ballot will not be counted.

Getting Assistance

If you need help reading or filling out your ballot or absentee return envelope, you may ask for assistance from anyone who is not your employer or a representative of your labor union. **Your assistant may also serve as your witness.** Explaining how to fill out your ballot or return envelope is not "assistance."

With your absentee return envelope	With your ballot
<ul style="list-style-type: none">• If someone signs your absentee return envelope on your behalf, make sure they also sign in the <i>Certification of Assistant</i> section.• Your assistant may also serve as your witness.	<ul style="list-style-type: none">• Your assistant must sign in the <i>Certification of Assistant</i> section.• Your assistant can read your ballot to you or fill out your ballot under your direction but cannot tell you how to vote.

Ballot Damage & Mistakes

If you make a mistake while marking your ballot or completing the return envelope, **please contact your municipal clerk.** They can also field questions about how to request a new ballot and return it if you make a mistake.

You can find their information below or by scanning the QR code.



Voter Photo ID

- If you have received your ballot, then a copy of your photo ID is already on file or you are exempt from the requirement. You do not need to provide another copy of photo ID unless instructed by your clerk.

myvote.wi.gov/en-us/My-Municipal-Clerk

If you have any questions, please contact your municipal clerk for assistance.

Municipal Clerk Contact Information

(Name of Municipal Clerk)

(Name of Municipality)

Phone:

Email:

Fax:

State Election Official Contact Information Wisconsin Elections Commission

Help Desk: (608) 261-2028
Email: elections@wi.gov



Check absentee ballot return status, find voter information, and more on MyVote.wi.gov

Uniform Instructions for Wisconsin Absentee Voters (who received their absentee ballot by email or fax)
EL-128u | Rev 08-2023 | Wisconsin Elections Commission, P.O. Box 7984, Madison, WI 53707-7984 | (608) 261-2028 | elections.wi.gov | elections@wi.gov