



**Public Health**  
Prevent. Promote. Protect.

**Winnebago County  
Health Department**

# Winnebago County Health Department Municipalities Weekly COVID Data Summary

September 3, 2020

## Summary

- Currently in Winnebago County the burden of confirmed COVID-19 cases is high and the activity level is high. Numbers of new cases continue to trend upward. A lack of physical distancing, inadequate mask wearing and attendance/hosting of group events are driving this trend.
- Case rates continue to remain high in Winnebago County. Our past 2-week confirmed case rate is 139.3 cases per 100,000 population, an increase from the 103.6 per 100,000 reported last week. For all of Winnebago County the case rate over the past two weeks is 150 and for the Fox Valley HERC region it is 210.\*
- While testing percent positivity is at 5.0% for the past two weeks, the amount of testing remains inadequate. A new [regional COVID-19 testing site](#) started on September 1 at Sunny View Expo Center in Oshkosh.
- Unusually high case rates, in part, due to small population sizes, were noted in the past two weeks in the Village of Winneconne (9 cases) and Town of Neenah (8 cases).
- Fox Valley area hospitals have adequate capacity given the burden of disease in our community at this time. There were 24 COVID-19 patients hospitalized in the Fox Valley area, an increase from the 15 hospitalized patients last week. As of September 1, there was 1 COVID-19 patient in the ICU. The region has averaged 19 hospitalized COVID patients per day in August compared to averages of only 11 in May, 16 in June and 13 in July.
- Disease investigation capacity is adequate. All confirmed cases are reached out to within 24 hours of being communicated to the health department.
- **Increased physical distancing and mask wearing are needed now to reduce case counts and decrease community spread. Keep your social circles small and avoid crowded indoor spaces.**

## Background Information

This report provides *preliminary* data on the confirmed COVID-19 cases from August 19 – September 1, 2020 for municipalities located within the Winnebago County Health Department jurisdiction. Dates utilized for all graphs and tables are based on test result date and may not represent final case counts. Data may be underreported for recent days because results can take multiple days to be reported to the health department. As this is a weekly report for the past 14 days, there will always be a week of overlap between reports.

\*The COVID-19 data provided in this report is specific to the Winnebago County Health Department (WCHD) jurisdiction (population: 154,379). It does not include the portions of the City of Menasha or City of Appleton that fall within Winnebago County as those areas fall within the jurisdiction of the [City of Menasha Health Department](#) and [City of Appleton Health Department](#). Data provided on the [Department of Health Services website](#) may differ than the information provided by WCHD because the state reports data for the entire county, which includes those portions of Menasha and Appleton.

**For additional Winnebago County Health Department COVID-19 information:**

- [WCHD COVID-19 Webpage](#)
- [General Weekly Data Summaries](#)
- [School District Weekly Data Summaries](#)

## Confirmed Cases by Municipality for the Past Two Weeks (August 19 – September 1)

Municipality	Confirmed Case Count for past 2 weeks	Case Rate (per 100,000)	Burden**	Population***
City of Oshkosh	63	93.7	Moderately High	67,201
City of Neenah	41	155.1	High	26,436
Village of Fox Crossing	50	262.0	High	19,084
City of Omro	Less than 5 cases		<i>The populations in these municipalities are too small to provide burden status. Case rates fluctuate greatly with small population sizes. Interpret with caution, rely more on case counts and trend of case counts over time to estimate risks.</i>  <i>Data is suppressed for municipalities with fewer than five confirmed cases in the past two weeks. See Case Rate by region graph on page 4.</i>	3,566
Town of Algoma	9	130.3		6,908
Town of Black Wolf	7	285.5		2,452
Town of Clayton	Less than 5 cases			4,186
Town of Neenah	8	221.1		3,619
Town of Nekimi	Less than 5 cases			1,427
Town of Nepeuskun	Less than 5 cases			745
Town of Omro	Less than 5 cases			2,324
Town of Oshkosh	Less than 5 cases			2,479
Town of Poygan	Less than 5 cases			1,324
Town of Rushford	0	0.0		1,603
Town of Utica	Less than 5 cases			1,339
Town of Vinland	Less than 5 cases			1,746
Town of Winchester	Less than 5 cases			1,819
Town of Winneconne	Less than 5 cases			2,429
Town of Wolf River	Less than 5 cases			1,198
Village of Winneconne	9	360.9	2,494	
Rural Regions****				
Central	17	157.2	High	10,813
Northeast	12	125.6	High	9,551
Southeast	20	150.8	High	13,266
West	12	149.5	High	8,028
Winnebago County Health Department Jurisdiction	215	139.3	High	154,379
Winnebago County	260	150	High	169,926
Wisconsin	9637	170	High	

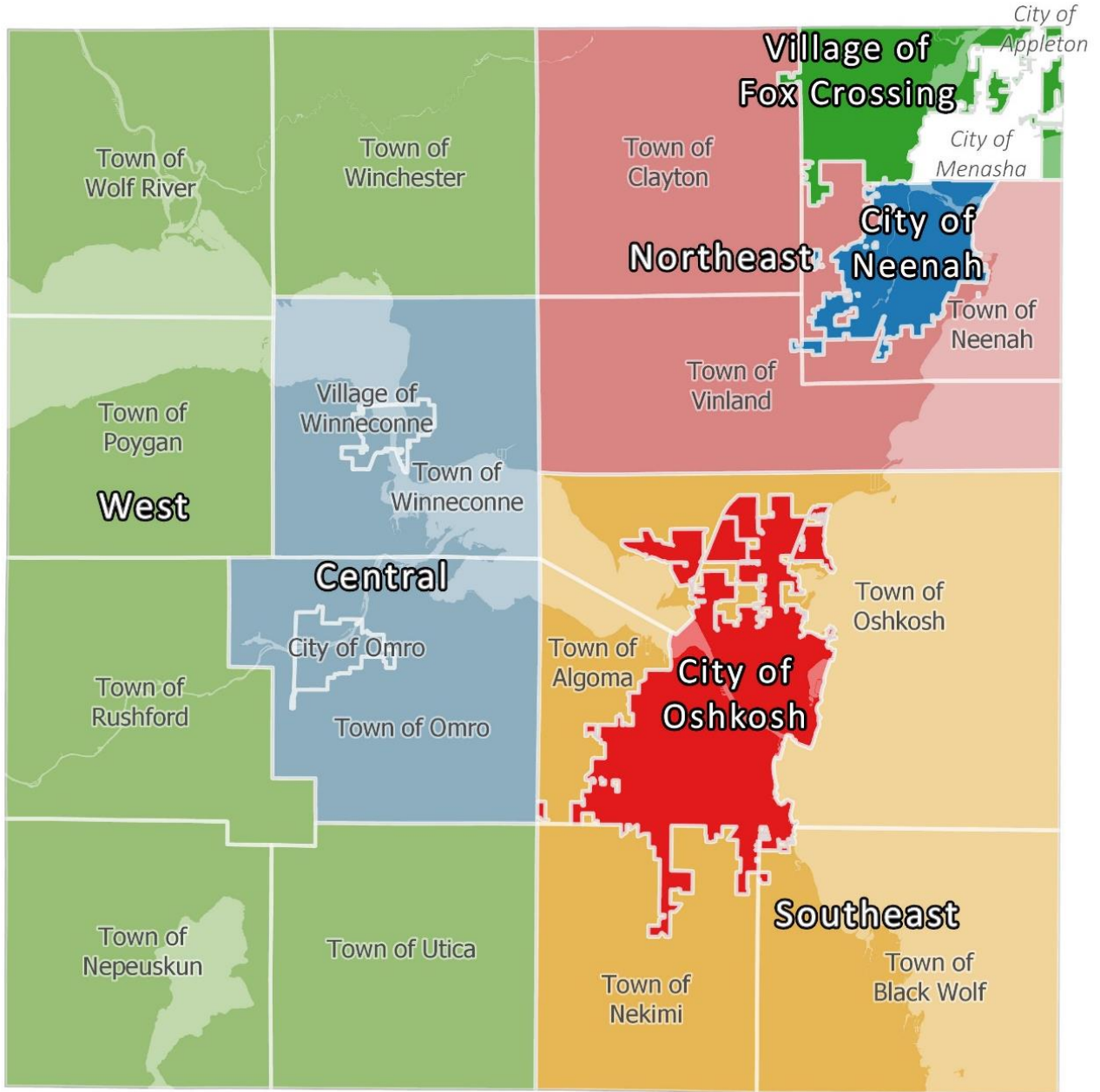
\*\*Burden is based off of the case rate per 100,000 people in the past two weeks. See table on page 3 for more information on Burden Status for our county. Visit the DHS website for more information on this indicator at the state level

<https://www.dhs.wisconsin.gov/covid-19/local.htm>

\*\*\*Population for municipality was retrieved from [https://doa.wi.gov/DIR/Final\\_Ests\\_Muni\\_2019.pdf](https://doa.wi.gov/DIR/Final_Ests_Muni_2019.pdf). Winnebago County Health Department Jurisdiction does not include the portions of the City of Menasha and the City of Appleton that fall within Winnebago County but report to their own health departments.

\*\*\*\*Due to population size, the smaller municipalities were grouped together into rural regions (See map on pg. 3)

## Winnebago County Map by Regions



- West: Towns of Nepeuskun, Poygan, Rushford, Utica, Winchester, and Wolf River
- Northeast: Towns of Clayton, Neenah, and Vinland
- Southeast: Towns of Algoma, Black Wolf, Nekimi, and Oshkosh
- Central: City of Omro, Towns of Omro & Winneconne, and Village of Winneconne

## Number of Confirmed Cases and Rate per 100,000 People for Select Municipalities in the Past Two Weeks (August 19 – September 1)

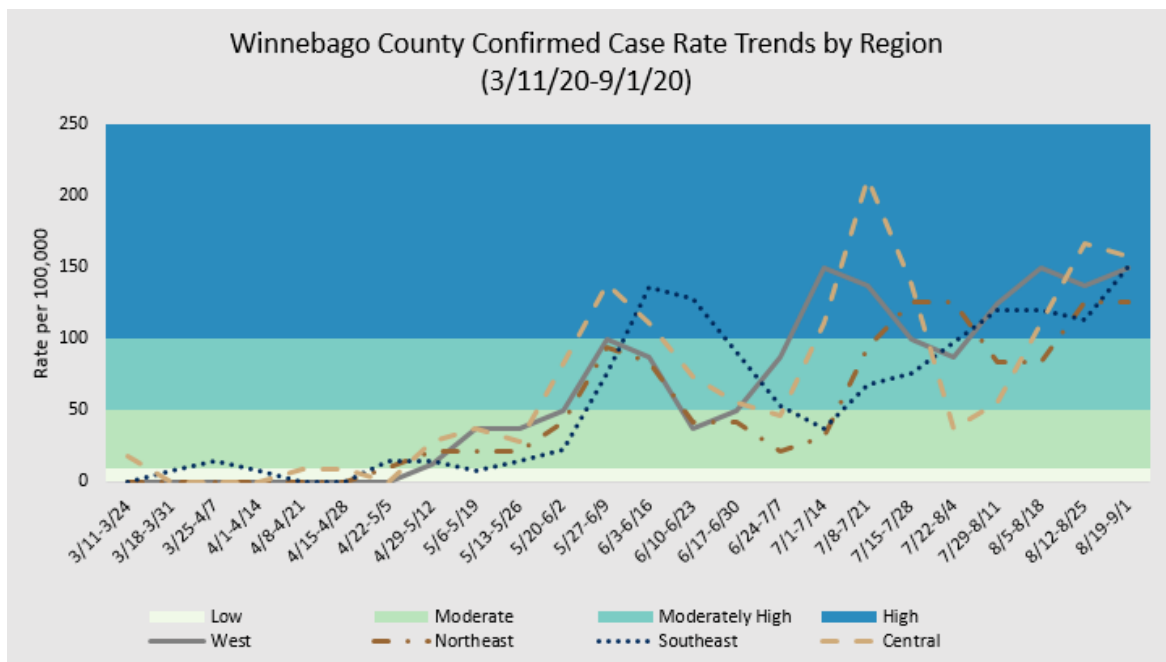
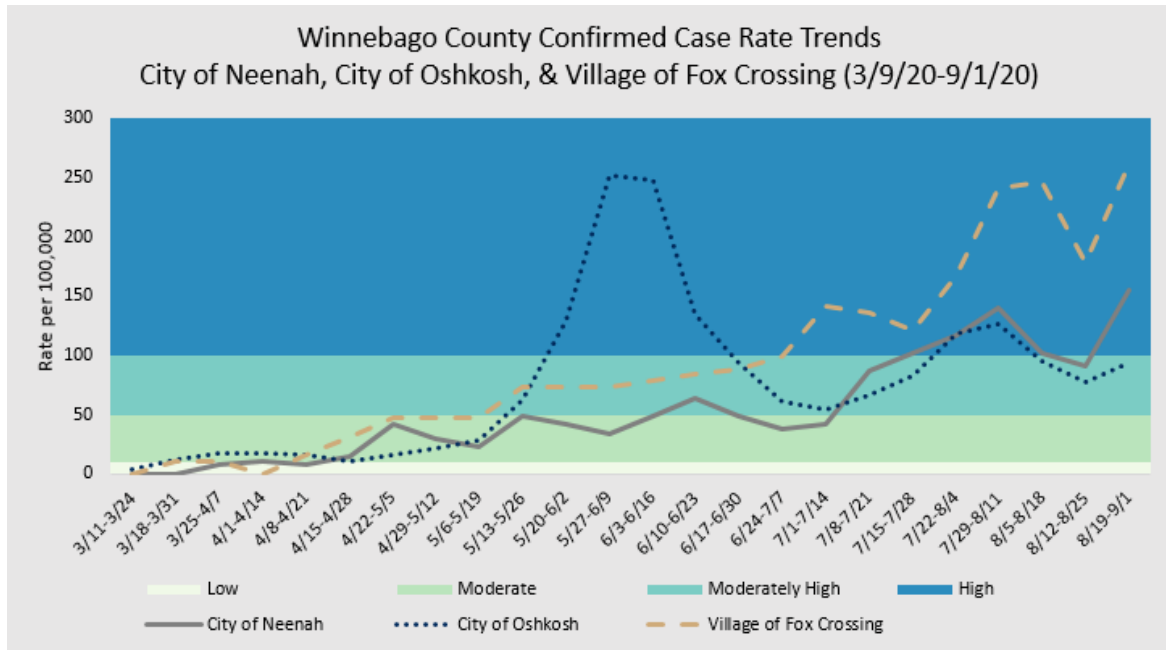
Age Group	City of Neenah			City of Oshkosh			Village of Fox Crossing		
	Number of cases	Rate per 100,000	Pop.	Number of cases	Rate per 100,000	Pop.	Number of cases	Rate per 100,000	Pop.
<10	1	29.0	3,453	0	0.0	6,812	0	0.0	1,874
10-19	4	119.5	3,347	3	35.8	8,369	6	252.2	2,379
20-29	6	186.7	3,214	12	80.7	14,878	13	461.3	2,818
30-39	2	58.2	3,439	15	168.9	8,882	8	306.4	2,611
40-49	5	148.3	3,371	11	146.8	7,491	0	0.0	1,785
50-59	11	285.7	3,850	10	121.9	8,206	10	295.4	3,385
60-69	7	255.6	2,739	6	106.0	5,658	9	430.4	2,091
70-79	5	323.2	1,547	3	93.5	3,209	3	244.5	1,227
80+	0	0.0	926	3	96.6	3,105	1	161.8	618
Total	41		25,886	63		66,610	50		18,788

Burden Status	Case Rate per 100,000 residents in the past two weeks	City of Neenah	City of Oshkosh	Village of Fox Crossing
		<b>Low</b>	Case rate is less than or equal to 10.	Less than 3 cases.
<b>Moderate</b>	Case rate is greater than 10, but less than or equal to 50.	Greater than 3 cases, but less than or equal to 13 cases.	Greater than 7 case, but less than or equal to 33 cases.	Greater than 2 cases, but less than or equal to 9 cases.
<b>Moderately High</b>	Case rate is greater than 50, but less than or equal to 100.	Greater than 13 cases, but less than or equal to 26 cases.	Greater than 33 cases, but less than or equal to 67 cases.	Greater than 9 cases, but less than or equal to 19 cases.
<b>High</b>	Case rate is greater than 100.	Greater than 26 cases.	Greater than 67 cases.	Greater than 19 cases.

Case rate is determined by number of new confirmed cases during the past two weeks, divided by population in the municipality, multiplied by 100,000. Rates can fluctuate greatly with small population sizes making it difficult to call out high rates. Burden Status will only be provided for City of Neenah, City of Oshkosh, and Village of Fox Crossing due to population size. Number of cases for each Burden Status refers to the number of confirmed cases during a two-week time span.

## Confirmed Case Rate Trends by Municipality

The graphs below show confirmed case rate per 100,000 people by municipalities. These case rates are based on confirmed case counts during a two-week time span.



\*\*\*\*Due to population size, the smaller municipalities were grouped together into the following rural regions (See map on pg. 3)

- West: Towns of Nepeuskun, Poygan, Rushford, Utica, Winchester, and Wolf River
- Northeast: Towns of Clayton, Neenah, and Vinland
- Southeast: Towns of Algoma, Black Wolf, Nekimi, and Oshkosh
- Central: City of Omro, Towns of Omro & Winneconne, and Village of Winneconne

## Active Cases and Total Number of Confirmed Cases By Municipality (3/11/20-9/1/20)

A person is counted as an active COVID-19 case if they had a positive confirmatory laboratory test (for example, a test that detects the virus in the nose or throat) and are currently in isolation and being followed by a disease investigator.

Municipality	Active Cases		Total Cases
	Number of Active Cases	Percent	Total Number of Confirmed Cases
City of Oshkosh	53	8%	638
City of Neenah	34	18%	186
Village of Fox Crossing	41	17%	235
City of Omro	Less than 5 cases		37
Town of Algoma	5	9%	53
Town of Black Wolf	6	32%	19
Town of Clayton	Less than 5 cases		25
Town of Neenah	6	25%	24
Town of Nekimi	Less than 5 cases		10
Town of Nepeuskun	0	0%	Between 1 and 4 cases
Town of Omro	0	0%	16
Town of Oshkosh	Less than 5 cases		16
Town of Poygan	5	63%	8
Town of Rushford	0	0%	9
Town of Utica	Less than 5 cases		6
Town of Vinland	0	0%	11
Town of Winchester	0	0%	16
Town of Winneconne	Less than 5 cases		19
Town of Wolf River	0	0%	22
Village of Winneconne	5	24%	21
Rural Regions			
Central	10	33%	93
Northeast	8	22%	60
Southeast	16	20%	98
West	7	31%	64
Winnebago County Health Department Jurisdiction	169	12%	1374
Wisconsin	7,534	10%	76,584

■ - Data is suppressed for municipalities with fewer than five active confirmed cases or cumulative confirmed cases.