



Public Health
Prevent. Promote. Protect.

**Winnebago County
Health Department**

Winnebago County Health Department Municipalities Weekly COVID Data Summary

September 24, 2020

Summary

- **Just Stay Home.** There is **significant uncontrolled spread** of COVID-19 in our community. We have seen exponential growth of cases the past few weeks. Cases in the Oshkosh-Neenah area have been increasing at the [fastest rate](#) in the nation, and there are thousands of people currently infected in the Fox Valley area. Avoid unnecessary travel within the community that puts you in contact with others, stay away from bars and other group gatherings, and only order takeout from restaurants to limit your exposure. This uncontrolled spread has resulted in the closing of Oshkosh schools and continues to threaten the ability of other schools and businesses to remain open.
- The current burden of confirmed COVID-19 cases is critical and the activity level is high. The number of new cases continues to accelerate upwards and is **exceeding the ability of testing and case investigation to control the spread of illness**. The number of cases in the first week of this 2-week timeframe was 378 and for this most recent week is 778 – a **106% increase in cases in one week** and is over five times higher than three weeks ago.
- This rapid acceleration of cases is largely being driven by the young adult population with spread to other age groups in household, workplace and educational settings. Cases will continue to accumulate at a very rapid rate. Be considerate of others – if you do not practice physical distancing, you risk infecting others at home, work and in the community that may have serious or life-threatening consequences.
- The confirmed case rate over the past 2 weeks for our jurisdiction is 748.8 cases per 100,000, a 125% increase from the 332.9 per 100,000 reported last week, and the **highest biweekly case rate for our jurisdiction to date**. For all of Winnebago County, the case rate over the past 2 weeks is 732.2, and for the Fox Valley [HERC](#) region it is 662.8*, putting both at a **critical burden level**.
- Individuals aged 18-24 had the highest confirmed case rate of 2,543 per 100,000 over the past 2 weeks. This means over 2.5% of the total estimated 18- to 24-year-old population tested positive, and this is likely a significant underestimate of the true percent of this age group currently infected.
- **Testing percent positivity is at 13.7%** for the past 2 weeks, which is up from 9% last week and trending farther away from our goal of remaining below 5% positivity. The [regional COVID-19 testing site](#) at Sunnyview Expo Center in Oshkosh is now running at over 750 tests per day.
- COVID-19 hospitalizations are hitting record levels across the state. In our region, **COVID-19 hospitalizations are at the highest level to date** - more than 5 times as high as they were one month ago. As of 9/23/20, **Fox Valley Area hospitals had 81 COVID-19 patients hospitalized**, an increase from the 60 hospitalized patients last week. 11 of those patients are in the ICU.
- **Contact tracing capacity is significantly strained.** Our goal is to reach out to all confirmed cases within 24 hours of being reported to the health department, but due to the current surge in cases we are days behind this goal. Additionally, only the highest risk close contacts are being contacted directly by public health – we are asking confirmed cases to reach out to all other close contacts themselves.
- On September 23, 6 Wisconsin cities were in the [New York Times top 20 list](#) of metro areas where cases are rising the fastest in the United States with **the Oshkosh-Neenah area ranked #1**.
- [Older adults and people with underlying medical conditions](#) are most at risk. If you have cancer, chronic kidney disease, COPD, obesity, serious heart conditions, sickle cell disease, or diabetes, you should take these warnings very seriously and take extra precautions to stay safe.

Background Information

This report provides *preliminary* data on the confirmed COVID-19 cases from September 9 – September 22, 2020 for municipalities located within the Winnebago County Health Department jurisdiction. Dates utilized for all graphs and tables are based on test result date and may not represent final case counts. Data may be underreported for recent days because results can take multiple days to be reported to the health department. As this is a weekly report for the past 14 days, there will always be a week of overlap between reports.

*The COVID-19 data provided in this report is specific to the Winnebago County Health Department (WCHD) jurisdiction (population: 154,379). It does not include the portions of the City of Menasha or City of Appleton that fall within Winnebago County as those areas fall within the jurisdiction of the [City of Menasha Health Department](#) and [City of Appleton Health Department](#). Data provided on the [Department of Health Services website](#) may differ than the information provided by WCHD because the state reports data for the entire county, which includes those portions of Menasha and Appleton.

For additional Winnebago County Health Department COVID-19 information:

- [WCHD COVID-19 Webpage](#)
- [General Weekly Data Summaries](#)
- [School District Weekly Data Summaries](#)

Confirmed Cases by Municipality for the Past Two Weeks (September 9 – September 22)

Municipality	Confirmed Case Count for past 2 weeks	Case Rate (per 100,000)	Burden**	Population***
City of Oshkosh	641	953.9	Critical	67,201
City of Neenah	150	567.4	Critical	26,436
Village of Fox Crossing	103	539.7	Critical	19,084
City of Omro	25	701.1	<i>The populations in these municipalities are too small to provide burden status. Case rates fluctuate greatly with small population sizes. Interpret with caution, rely more on case counts and trend of case counts over time to estimate risks.</i> <i>Data is suppressed for municipalities with fewer than five confirmed cases in the past two weeks. See Case Rate by region graph on page 4.</i>	3,566
Town of Algoma	44	636.9		6,908
Town of Black Wolf	13	530.2		2,452
Town of Clayton	20	477.8		4,186
Town of Neenah	25	690.8		3,619
Town of Nekimi	14	981.1		1,427
Town of Nepeuskun	Less than 5 cases			745
Town of Omro	15	645.4		2,324
Town of Oshkosh	17	685.8		2,479
Town of Poygan	Less than 5 cases			1,324
Town of Rushford	5	311.9		1,603
Town of Utica	5	373.4		1,339
Town of Vinland	8	458.2		1,746
Town of Winchester	14	769.7		1,819
Town of Winneconne	28	1152.7		2,429
Town of Wolf River	Less than 5 cases			1,198
Village of Winneconne	20	801.9		2,494
Rural Regions****				
Central	88	813.8	Critical	10,813
Northeast	53	554.9	Critical	9,551
Southeast	88	663.3	Critical	13,266
West	33	411.1	Critical	8,028
Winnebago County Health Department Jurisdiction	1156	748.8	Critical	154,379
Winnebago County	1,240	732.2	Critical	169,926
Wisconsin	22,599	390.9	Critical	

**Burden is based off of the case rate per 100,000 people in the past two weeks. See table on page 3 for more information on Burden Status for our county. Visit the DHS website for more information on this indicator at the state level

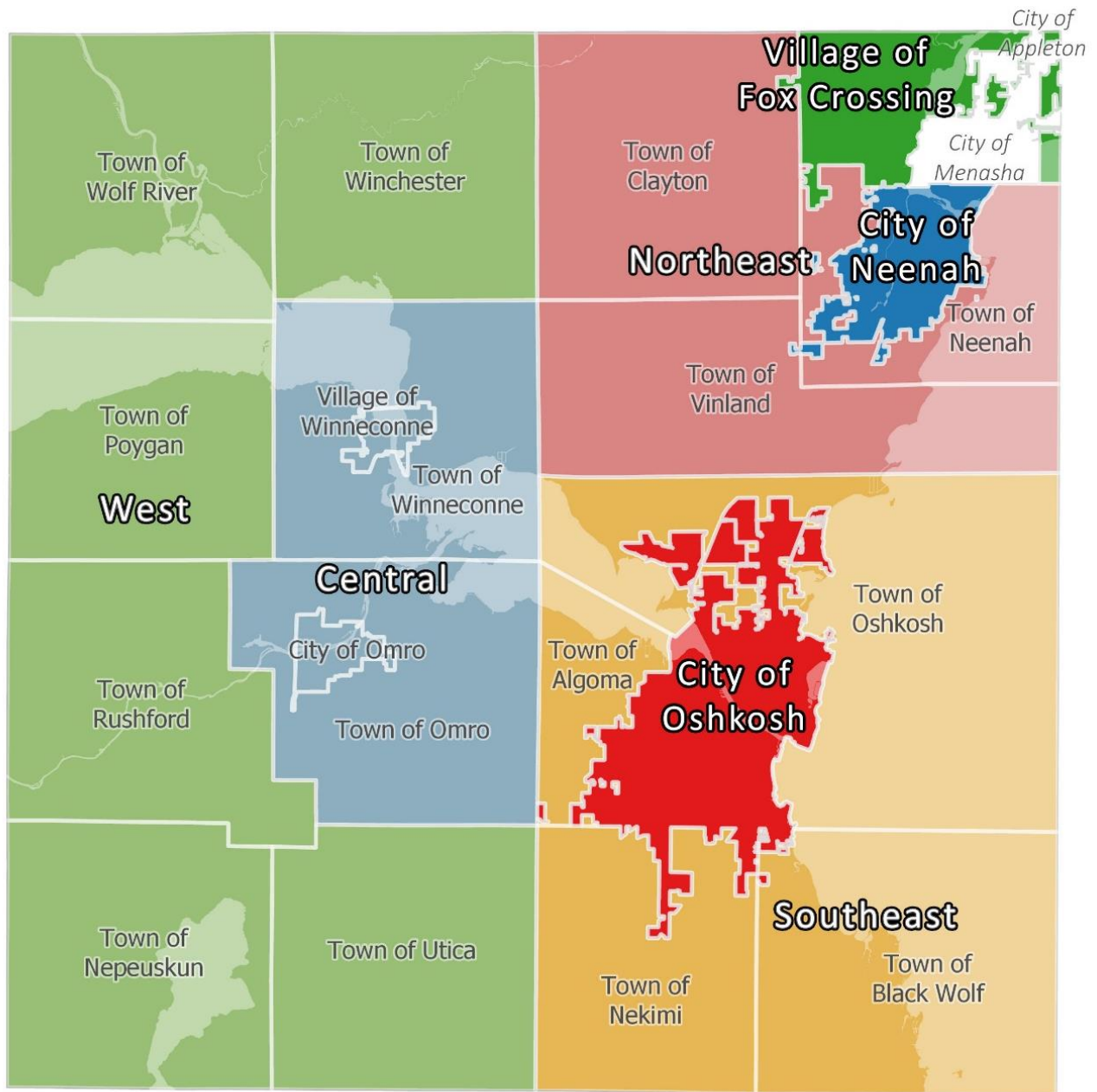
<https://www.dhs.wisconsin.gov/covid-19/local.htm>

***Population for municipality was retrieved from https://doa.wi.gov/DIR/Final_Ests_Muni_2019.pdf. Winnebago County Health Department Jurisdiction does not include the portions of the City of Menasha and the City of Appleton that fall within Winnebago County but report to their own health departments.

****Due to population size, the smaller municipalities were grouped together into rural regions (See map on pg. 3)

+ The DHS website does not have a critical burden status. To be consistent in our documents we have a critical burden status cut off with a case rate of 350 per 100,000. Because of this, burden status may differ from what is listed on the website.

Winnebago County Map by Regions



- **West:** Towns of Nepeuskun, Poygan, Rushford, Utica, Winchester, and Wolf River
- **Northeast:** Towns of Clayton, Neenah, and Vinland
- **Southeast:** Towns of Algoma, Black Wolf, Nekimi, and Oshkosh
- **Central:** City of Omro, Towns of Omro & Winneconne, and Village of Winneconne

Number of Confirmed Cases and Rate per 100,000 People for Select Municipalities in the Past Two Weeks (September 9 – September 22)

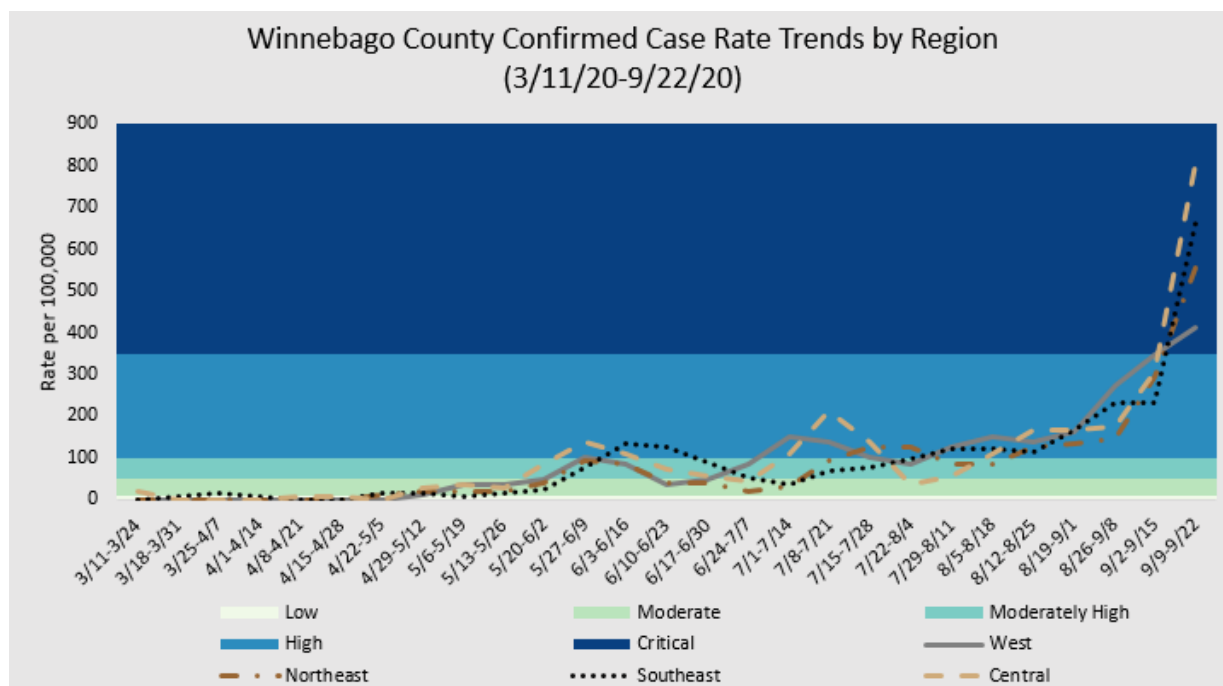
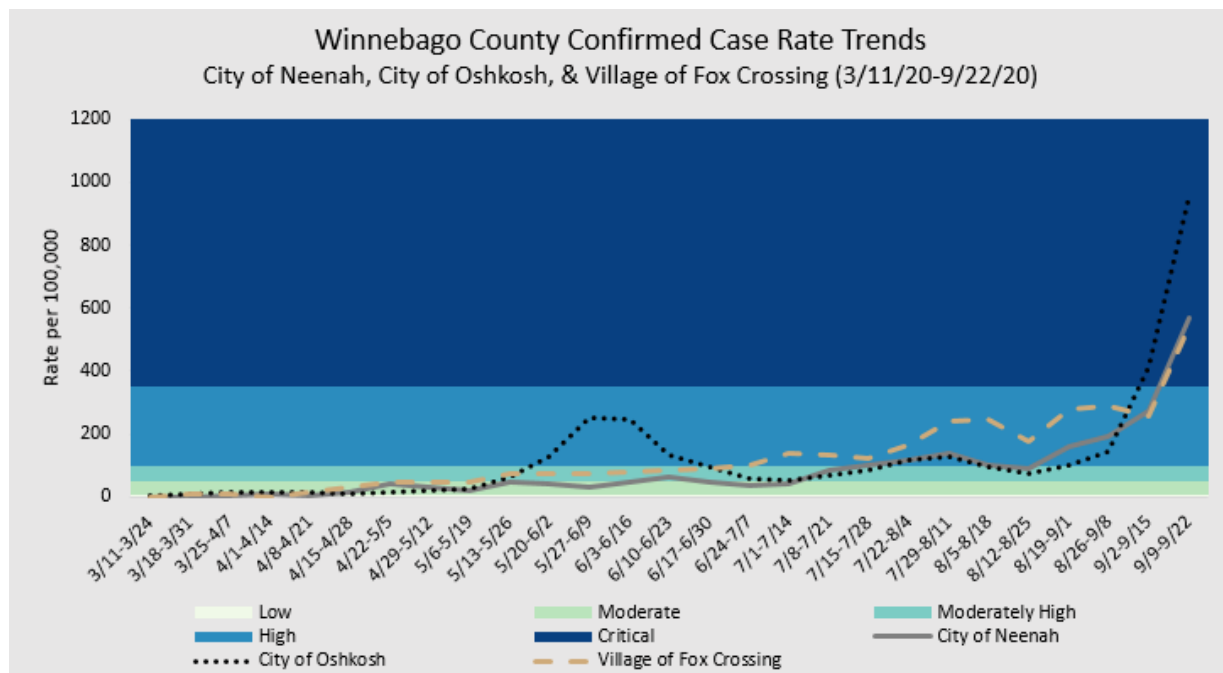
	City of Neenah			City of Oshkosh			Village of Fox Crossing		
Age Group	Number of cases	Rate per 100,000	Pop.	Number of cases	Rate per 100,000	Pop.	Number of cases	Rate per 100,000	Pop.
<10	9	260.6	3,453	6	88.1	6,812	4	213.4	1,874
10-19	27	806.7	3,347	109	1302.4	8,369	5	210.2	2,379
20-29	31	964.5	3,214	363	2439.8	14,878	31	1100.1	2,818
30-39	24	697.9	3,439	43	484.1	8,882	14	536.2	2,611
40-49	19	563.6	3,371	37	493.9	7,491	12	672.3	1,785
50-59	18	467.5	3,850	41	499.6	8,206	18	531.8	3,385
60-69	18	657.2	2,739	30	530.2	5,658	12	573.9	2,091
70-79	2	129.3	1,547	7	218.1	3,209	5	407.5	1,227
80+	2	216.0	926	5	161.0	3,105	2	323.6	618
Total	150			641			103		

Burden Status	Case Rate per 100,000 residents in the past two weeks	City of Neenah	City of Oshkosh	Village of Fox Crossing
Low	Case rate is less than or equal to 10.	Less than 3 cases.	Less than 7 case.	Less than 2 cases.
Moderate	Case rate is greater than 10, but less than or equal to 50.	Greater than 3 cases, but less than or equal to 13 cases.	Greater than 7 case, but less than or equal to 33 cases.	Greater than 2 cases, but less than or equal to 9 cases.
Moderately High	Case rate is greater than 50, but less than or equal to 100.	Greater than 13 cases, but less than or equal to 26 cases.	Greater than 33 cases, but less than or equal to 67 cases.	Greater than 9 cases, but less than or equal to 19 cases.
High	Case rate is greater than 100, but less than or equal to 350.	Greater than 26 cases, but less than or equal to 91 cases.	Greater than 67 cases, but less than or equal to 234 cases.	Greater than 19 cases, but less than or equal to 66 cases.
Critical	Case rate is greater than 350.	Greater than 91 cases.	Greater than 234 cases.	Greater than 66 cases.

Case rate is determined by number of new confirmed cases during the past two weeks, divided by population in the municipality, multiplied by 100,000. Rates can fluctuate greatly with small population sizes making it difficult to call out high rates. Burden Status will only be provided for City of Neenah, City of Oshkosh, and Village of Fox Crossing due to population size. Number of cases for each Burden Status refers to the number of confirmed cases during a two-week time span.

Confirmed Case Rate Trends by Municipality

The graphs below show confirmed case rate per 100,000 people by municipalities. These case rates are based on confirmed case counts during a two-week time span.



****Due to population size, the smaller municipalities were grouped together into the following rural regions
(See map on pg. 3)

- West: Towns of Nepeuskun, Poygan, Rushford, Utica, Winchester, and Wolf River
- Northeast: Towns of Clayton, Neenah, and Vinland
- Southeast: Towns of Algoma, Black Wolf, Nekimi, and Oshkosh
- Central: City of Omro, Towns of Omro & Winneconne, and Village of Winneconne

Active Cases and Total Number of Confirmed Cases By Municipality (3/11/20-9/23/20)

A person is counted as an active COVID-19 case if they had a positive confirmatory laboratory test (for example, a test that detects the virus in the nose or throat) and are currently in isolation and being followed by a disease investigator.

Municipality	Active Cases		Total Cases
	Number of Active Cases	Percent	Total Number of Confirmed Cases
City of Oshkosh	558	42%	1,343
City of Neenah	127	35%	358
Village of Fox Crossing	87	24%	360
City of Omro	22	33%	67
Town of Algoma	43	40%	108
Town of Black Wolf	12	33%	36
Town of Clayton	17	35%	49
Town of Neenah	19	35%	54
Town of Nekimi	14	56%	25
Town of Nepeuskun	Less than 5 cases		8
Town of Omro	12	36%	33
Town of Oshkosh	17	47%	36
Town of Poygan	Less than 5 cases		18
Town of Rushford	Less than 5 cases		16
Town of Utica	Less than 5 cases		13
Town of Vinland	5	26%	19
Town of Winchester	13	37%	35
Town of Winneconne	24	47%	51
Town of Wolf River	0	0%	25
Village of Winneconne	15	37%	41
Rural Regions****			
Central	73	33%	192
Northeast	41	22%	122
Southeast	86	20%	205
West	26	31%	115
Winnebago County Health Department Jurisdiction	998	37%	2,695
Wisconsin	15,262	14%	105,932

 - Data is suppressed for municipalities with fewer than five active confirmed cases.