



Public Health
Prevent. Promote. Protect.

**Winnebago County
Health Department**

Winnebago County Health Department COVID-19 Weekly Data Summary

September 23, 2022

COVID-19 WEEKLY SNAPSHOT FOR WINNEBAGO COUNTY

Community Level:

LOW

Decrease in level
since 8/18/22

Cases per Day (7-Day Average):

27

-8 cases on avg.
since 9/14/22

Hospitalizations in Fox Valley:

14

+2 patients
Since 9/14/22

Key Points:

- Our CDC community level is **LOW**.
- General recommendations (click each statement for more information):
 - #KnowBeforeYouGo - [Test before going to group events to help protect others.](#)
 - [Get tested if you are ill or suspect exposure.](#)
 - [Vaccinate or get your booster if you are eligible.](#)
 - The updated booster is now available. The updated booster targets the original virus and the newest Omicron subvariants. Find additional information and vaccination locations at www.wcvaccine.org.
 - [If you are at high risk for severe illness, speak with your health care provider about precautions you can take.](#)
 - [Consider wearing a mask if you are in contact with someone who is high risk.](#)

**Vaccines now
available for children
6 months & older!**



Vaccination

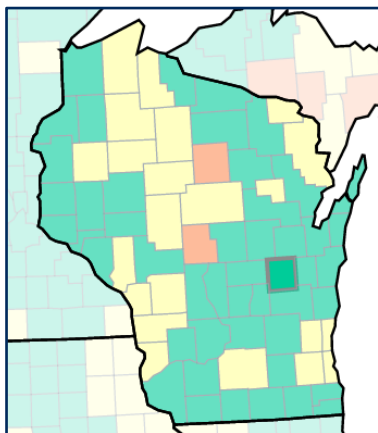
**WINNEBAGO COUNTY
HEALTH DEPARTMENT**

www.wcvaccine.org / 920-232-3026

Visit www.wcvaccine.org for local vaccination locations.

WINNEBAGO COUNTY CDC COMMUNITY LEVEL

**Winnebago County's
CDC Community Level is
LOW**



Community Recommendations:

- Get tested if you have symptoms or were exposed. Stay home if you are sick and waiting for results.
- Test before you go to a group gathering to help protect others.
- Get vaccinated. Staying up to date on your COVID-19 vaccines is the best thing you can do, no matter the community level.

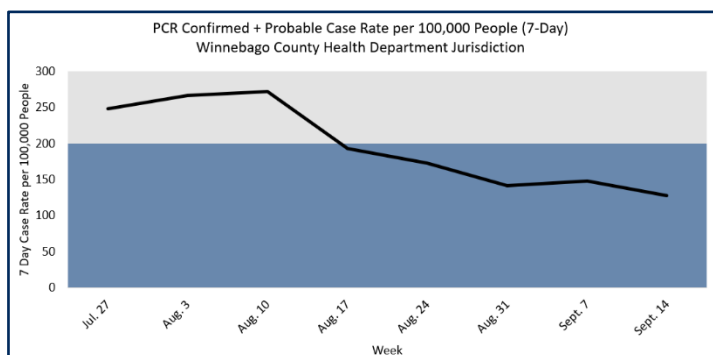
Current Community Level Metrics for Winnebago County:

- Case rate per 100,000 population: 136.12
- New COVID-19 admissions per 100,000 population: 5.2
- % staffed inpatient beds, patients with confirmed COVID-19: 3.7%

Find additional information about Community Level on [our website](#).

7 DAY CASE RATE FOR PCR CONFIRMED + PROBABLE CASES

WINNEBAGO COUNTY HEALTH DEPARTMENT JURISDICTION

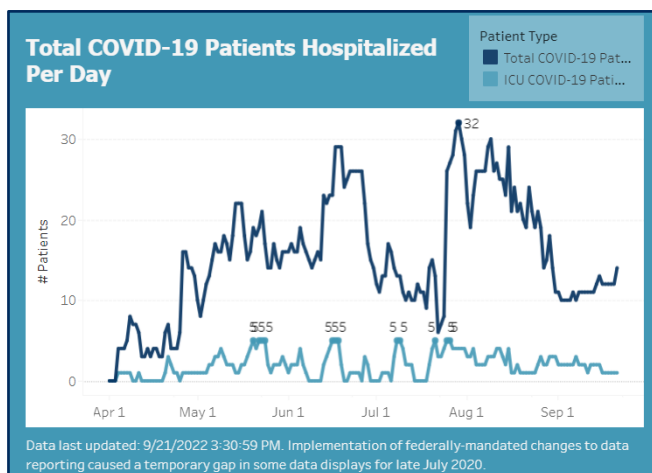


128.1
Cases per
100,000 people

147.6
Previous
week



HOSPITALIZATIONS IN FOX VALLEY HERC REGION

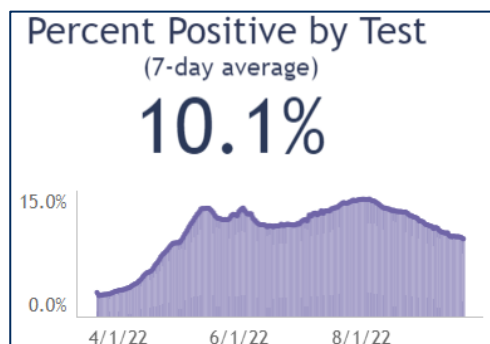


14
Number of
patients
hospitalized

12
Previous
week



PERCENT POSITIVITY FOR WISCONSIN (PAST 7 DAYS)



10.1%

Percent
Positivity
current week

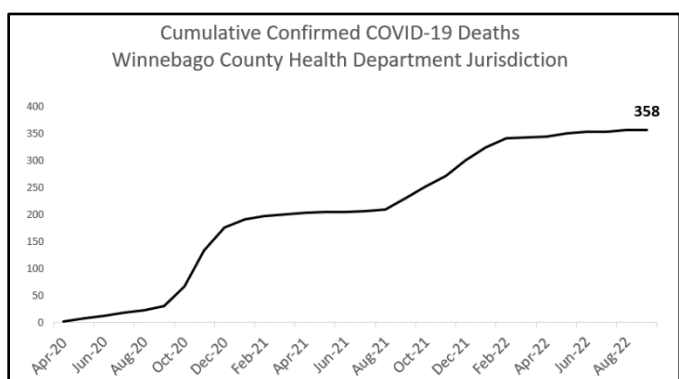
10.3%

Percent
Positivity
previous week



[Click here for testing locations in Winnebago County.](#)

NEW DEATHS OCCURRING IN THE PAST 4 WEEKS



358

Total deaths
in our
jurisdiction

+0

Deaths
in the past
4 weeks

Additional COVID-19 Information:

[WCHD COVID-19 Webpage](#)

[COVID-19 Vaccination Locations and Resources](#)

[Weekly Data Summaries](#)

[Situation Update](#)

[WI DHS COVID Data](#)

[Vaccination Data](#)

NEW! [Isolation Guidance](#)

NEW! [CDC Guidance: Schools & Child Care Programs](#)

[CDC Variant Tracker](#)

[COVID-19 Testing Locations and Resources](#)

[CDC Community Level](#)

[New York Times Winnebago County Data](#)

[Wastewater Surveillance Data](#)

Staying up to date with COVID-19 [vaccines](#), getting [tested](#) if you have symptoms or were [exposed](#), and [isolating](#) if infected continue to be important tools in reducing spread of the virus.

Questions? Call the Public Health Hotline at 920-232-3026.