



**Public Health**  
Prevent. Promote. Protect.

**Winnebago County  
Health Department**

# Winnebago County Health Department COVID-19 Weekly Data Summary

September 16, 2022

## COVID-19 WEEKLY SNAPSHOT FOR WINNEBAGO COUNTY

Community  
Level:

**LOW**

Decrease in level  
since 8/18/22

Cases per Day  
(7-Day Average):

**35**

+5 cases on avg.  
since 9/7/22

Hospitalizations in  
Fox Valley:

**12**

+2 patients  
Since 9/7/22

### Key Points:

- Our CDC community level is **LOW**.
- General recommendations (click each statement for more information):
  - #KnowBeforeYouGo - [Test before going to group events to help protect others.](#)
  - [Get tested if you are ill or suspect exposure.](#)
  - [Vaccinate or get your booster if you are eligible.](#)
    - The updated booster is now available. The updated booster targets the original virus and the newest Omicron subvariants. Find additional information and vaccination locations at [www.wcvaccine.org](http://www.wcvaccine.org).
  - [If you are at high risk for severe illness, speak with your health care provider about precautions you can take.](#)
  - [Consider wearing a mask if you are in contact with someone who is high risk.](#)

Vaccines now  
available for children  
6 months & older!



## Vaccination

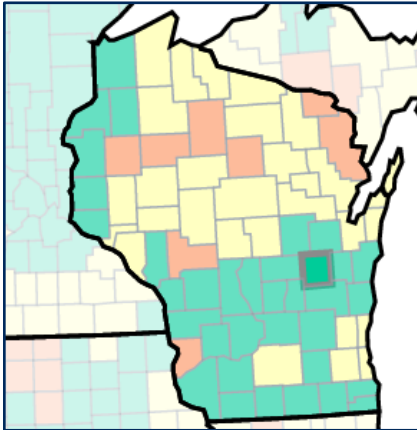
WINNEBAGO COUNTY  
HEALTH DEPARTMENT

[www.wcvaccine.org](http://www.wcvaccine.org) / 920-232-3026

Visit [www.wcvaccine.org](http://www.wcvaccine.org) for local vaccination locations.

# WINNEBAGO COUNTY CDC COMMUNITY LEVEL

**Winnebago County's  
CDC Community Level is  
LOW**



## Community Recommendations:

- Get tested if you have symptoms or were exposed. Stay home if you are sick and waiting for results.
- Test before you go to a group gathering to help protect others.
- Get vaccinated. Staying up to date on your COVID-19 vaccines is the best thing you can do, no matter the community level.

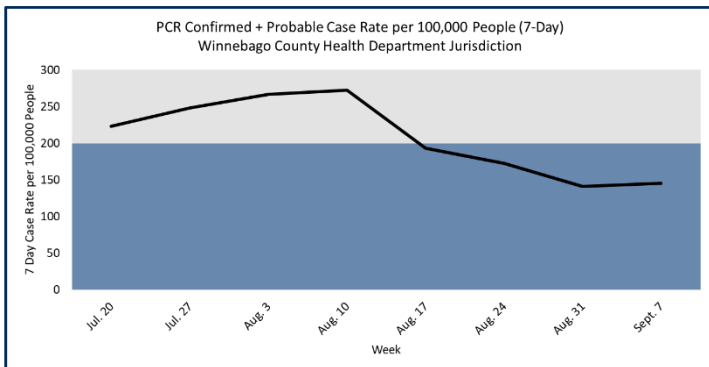
## Current Community Level Metrics for Winnebago County:

- Case rate per 100,000 population: 151.83
- New COVID-19 admissions per 100,000 population: 4.2
- % staffed inpatient beds, patients with confirmed COVID-19: 3.3%

Find additional information about Community Level on [our website](#).

# 7 DAY CASE RATE FOR PCR CONFIRMED + PROBABLE CASES

## WINNEBAGO COUNTY HEALTH DEPARTMENT JURISDICTION

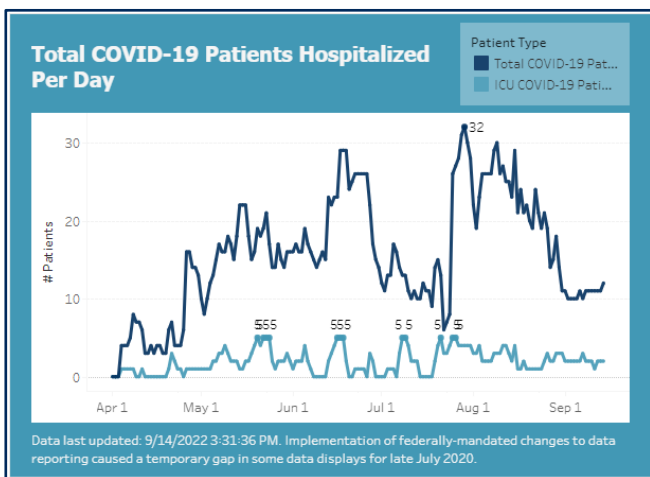


**145.7**  
Cases per  
100,000 people

**141.1**  
Previous  
week



# HOSPITALIZATIONS IN FOX VALLEY HERC REGION

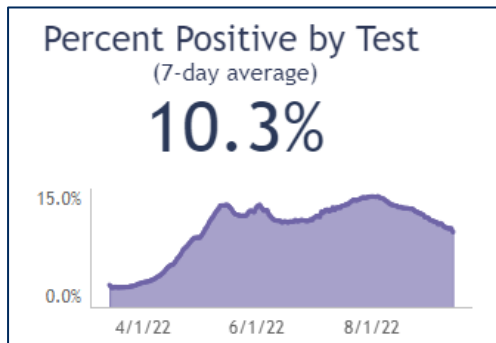


**12**  
Number of  
patients  
hospitalized

**10**  
Previous  
week



## PERCENT POSITIVITY FOR WISCONSIN (PAST 7 DAYS) [↗](#)



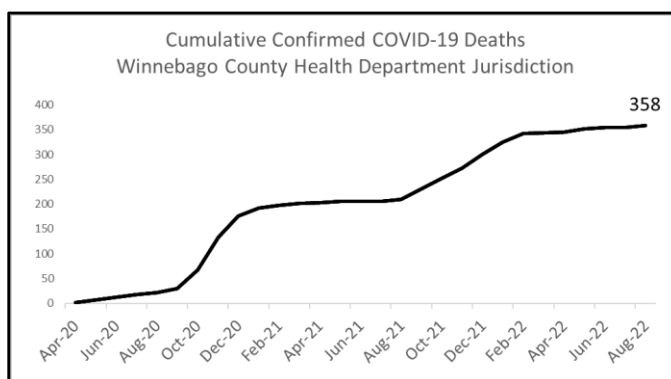
**10.3%**  
Percent  
Positivity  
current week

**11.4%**  
Percent  
Positivity  
previous week



[Click here for testing locations in Winnebago County.](#)

## NEW DEATHS OCCURRING IN THE PAST 4 WEEKS



**358**  
Total deaths  
in our  
jurisdiction

**+0**  
Deaths  
in the past  
4 weeks

### Additional COVID-19 Information:

[WCHD COVID-19 Webpage](#)

[COVID-19 Vaccination Locations and Resources](#)

[Weekly Data Summaries](#)

[Situation Update](#)

[WI DHS COVID Data](#)

[Vaccination Data](#)

**NEW!** [Isolation Guidance](#)

**NEW!** [CDC Guidance: Schools & Child Care Programs](#)

[CDC Variant Tracker](#)

[COVID-19 Testing Locations and Resources](#)

[CDC Community Level](#)

[New York Times Winnebago County Data](#)

[Wastewater Surveillance Data](#)

Staying up to date with COVID-19 [vaccines](#), getting [tested](#) if you have symptoms or were [exposed](#), and [isolating](#) if infected continue to be important tools in reducing spread of the virus.

Questions? Call the Public Health Hotline at 920-232-3026.