



Public Health
Prevent. Promote. Protect.

**Winnebago County
Health Department**

Winnebago County Health Department Municipalities Weekly COVID Data Summary

September 10, 2020

Summary

- Currently in Winnebago County the burden of confirmed COVID-19 cases is high and the activity level is high. **Numbers of new cases continue to trend upward.** A lack of physical distancing, inadequate mask wearing and attendance/hosting of group events are driving this trend.
- Our past 2-week confirmed case rate is 186.6 cases per 100,000 population, an increase from the 139.3 per 100,000 reported last week, and the **highest biweekly case rate for our jurisdiction to date.** For all of Winnebago County the case rate over the past two weeks is 204 and for the Fox Valley HERC region it is 300.*
- Over the past two weeks, individuals aged 40-59 had the highest confirmed case rate.
- Testing percent positivity is at 6.0% for the past two weeks, which is **not meeting our goal of remaining below 5.0% positivity.** High positivity indicates that more testing capacity is needed. A new [regional COVID-19 testing site](#) started on September 1 at Sunnyview Expo Center in Oshkosh, however it's a bit too early to assess the impact of that additional testing site on overall testing capacity.
- Unusually high case rates, in part, due to small population sizes, were noted in the past two weeks in the Town of Poygan (10 cases) and Town of Black Wolf (9 cases).
- Fox Valley area hospitals have adequate capacity given the burden of disease in our community at this time. As of September 8, there were 36 COVID-19 patients hospitalized in the Fox Valley area, an increase from the 24 hospitalized patients last week, with 5 of those patients in the ICU. **This is the highest number of COVID-19 hospitalizations in our region to date.**
- Due to a current surge in cases, **our disease investigation capacity is being exceeded some days.** Our goal is to reach out to confirmed cases within 24 hours of WCHD receiving positive test results; however, this goal is becoming increasingly difficult to meet due to the high number of confirmed cases recently.
- Increased physical distancing and mask wearing are needed now to reduce case counts and decrease community spread. Keep your social circles small and avoid crowded indoor spaces. **Schools and businesses are depending on your cooperation to help keep them open.**

Background Information

This report provides *preliminary* data on the confirmed COVID-19 cases from August 26 – September 8, 2020 for municipalities located within the Winnebago County Health Department jurisdiction. Dates utilized for all graphs and tables are based on test result date and may not represent final case counts. Data may be underreported for recent days because results can take multiple days to be reported to the health department. As this is a weekly report for the past 14 days, there will always be a week of overlap between reports.

*The COVID-19 data provided in this report is specific to the Winnebago County Health Department (WCHD) jurisdiction (population: 154,379). It does not include the portions of the City of Menasha or City of Appleton that fall within Winnebago County as those areas fall within the jurisdiction of the [City of Menasha Health Department](#) and [City of Appleton Health Department](#). Data provided on the [Department of Health Services website](#) may differ than the information provided by WCHD because the state reports data for the entire county, which includes those portions of Menasha and Appleton.

For additional Winnebago County Health Department COVID-19 information:

- [WCHD COVID-19 Webpage](#)
- [School District Weekly Data Summaries](#)
- [General Weekly Data Summaries](#)

Confirmed Cases by Municipality for the Past Two Weeks (August 26 – September 8)

Municipality	Confirmed Case Count for past 2 weeks	Case Rate (per 100,000)	Burden**	Population***
City of Oshkosh	97	144.3	High	67,201
City of Neenah	51	192.9	High	26,436
Village of Fox Crossing	54	283.0	High	19,084
City of Omro	8	224.3	<i>The populations in these municipalities are too small to provide burden status. Case rates fluctuate greatly with small population sizes. Interpret with caution, rely more on case counts and trend of case counts over time to estimate risks.</i> <i>Data is suppressed for municipalities with fewer than five confirmed cases in the past two weeks. See Case Rate by region graph on page 4.</i>	3,566
Town of Algoma	15	217.1		6,908
Town of Black Wolf	9	367.0		2,452
Town of Clayton	5	119.4		4,186
Town of Neenah	9	248.7		3,619
Town of Nekimi	Less than 5 cases			1,427
Town of Nepeuskun	Less than 5 cases			745
Town of Omro	Less than 5 cases			2,324
Town of Oshkosh	6	242.0		2,479
Town of Poygan	10	755.3		1,324
Town of Rushford	Less than 5 cases			1,603
Town of Utica	Less than 5 cases			1,339
Town of Vinland	0	0.0		1,746
Town of Winchester	5	274.9		1,819
Town of Winneconne	6	247.0		2,429
Town of Wolf River	Less than 5 cases			1,198
Village of Winneconne	Less than 5 cases			2,494
Rural Regions****				
Central	19	175.7	High	10,813
Northeast	14	146.6	High	9,551
Southeast	31	233.7	High	13,266
West	22	274.0	High	8,028
Winnebago County Health Department Jurisdiction	288	186.6	High	154,379
Winnebago County	346	204.3	High	169,926
Wisconsin	11,076	191.6	High	

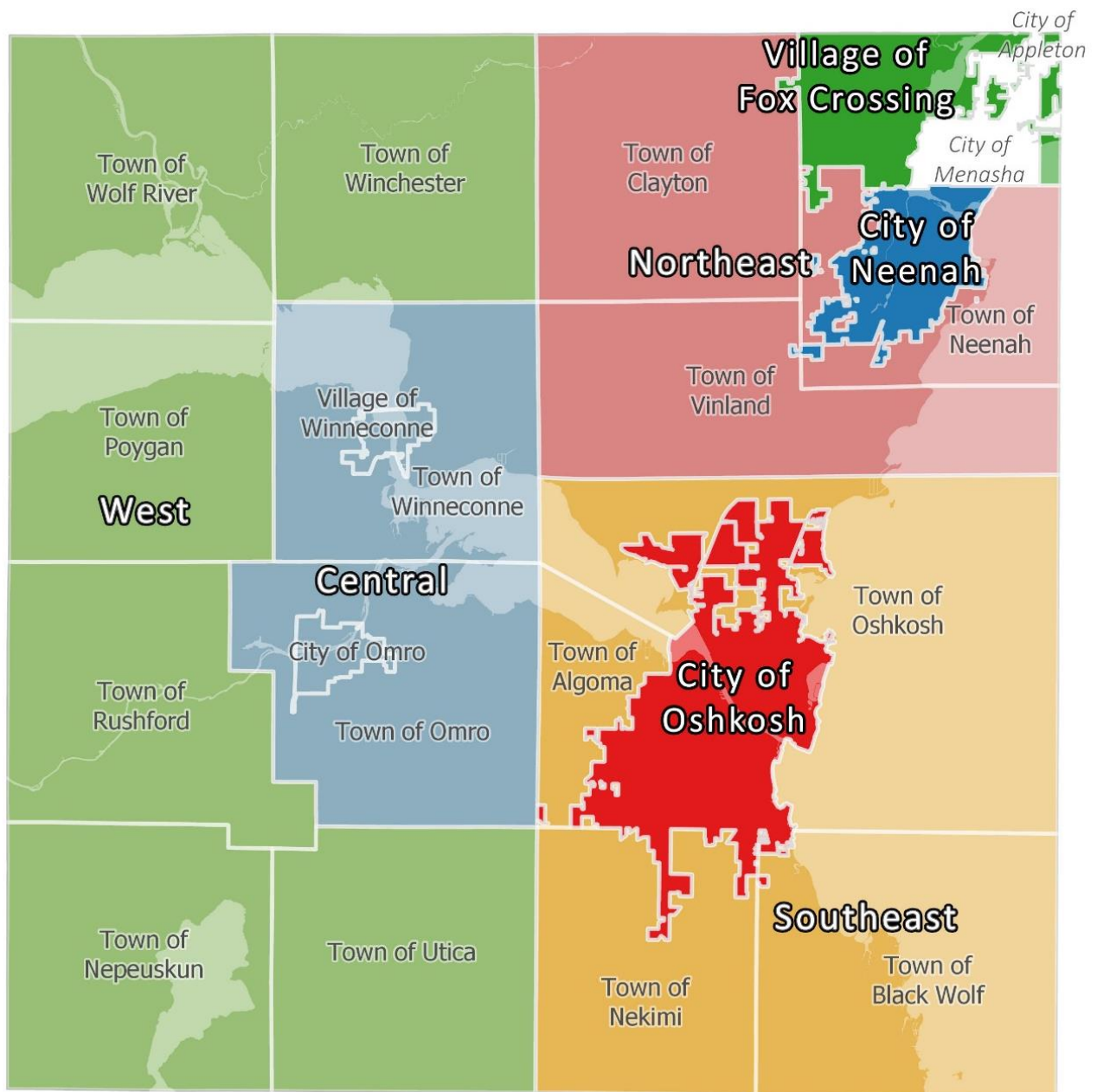
**Burden is based off of the case rate per 100,000 people in the past two weeks. See table on page 3 for more information on Burden Status for our county. Visit the DHS website for more information on this indicator at the state level

<https://www.dhs.wisconsin.gov/covid-19/local.htm>

***Population for municipality was retrieved from https://doa.wi.gov/DIR/Final_Ests_Muni_2019.pdf. Winnebago County Health Department Jurisdiction does not include the portions of the City of Menasha and the City of Appleton that fall within Winnebago County but report to their own health departments.

****Due to population size, the smaller municipalities were grouped together into rural regions (See map on pg. 3)

Winnebago County Map by Regions



- West: Towns of Nepeuskun, Poygan, Rushford, Utica, Winchester, and Wolf River
- Northeast: Towns of Clayton, Neenah, and Vinland
- Southeast: Towns of Algoma, Black Wolf, Nekimi, and Oshkosh
- Central: City of Omro, Towns of Omro & Winneconne, and Village of Winneconne

Number of Confirmed Cases and Rate per 100,000 People for Select Municipalities in the Past Two Weeks (August 26 – September 8)

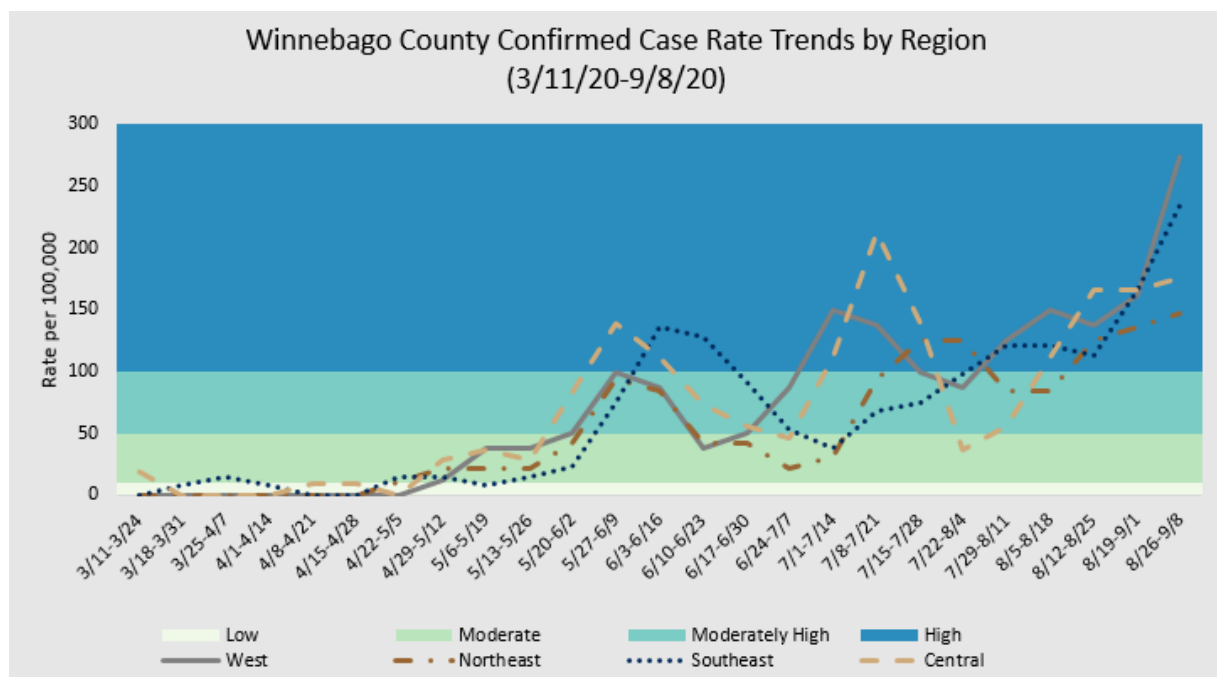
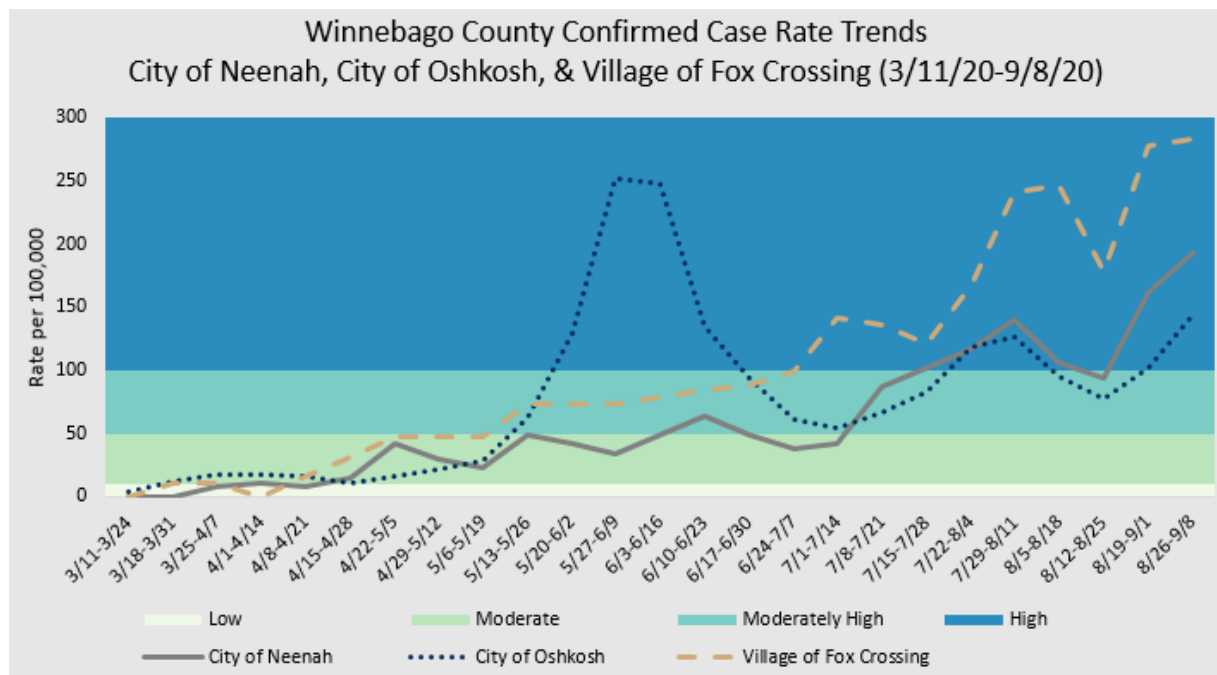
	City of Neenah			City of Oshkosh			Village of Fox Crossing		
Age Group	Number of cases	Rate per 100,000	Pop.	Number of cases	Rate per 100,000	Pop.	Number of cases	Rate per 100,000	Pop.
<10	1	29.0	3,453	0	0.0	6,812	0	0.0	1,874
10-19	5	149.4	3,347	9	107.5	8,369	6	252.2	2,379
20-29	6	186.7	3,214	24	161.3	14,878	15	532.3	2,818
30-39	6	174.5	3,439	13	146.4	8,882	8	306.4	2,611
40-49	10	296.6	3,371	16	213.6	7,491	5	280.1	1,785
50-59	9	233.8	3,850	15	182.8	8,206	11	325.0	3,385
60-69	9	328.6	2,739	14	247.4	5,658	5	239.1	2,091
70-79	5	323.2	1,547	3	93.5	3,209	3	244.5	1,227
80+	0	0.0	926	3	96.6	3,105	1	161.8	618
Total	51		25,886	97		66,610	54		18,788

Burden Status	Case Rate per 100,000 residents in the past two weeks	City of Neenah	City of Oshkosh	Village of Fox Crossing
Low	Case rate is less than or equal to 10.	Less than 3 cases.	Less than 7 case.	Less than 2 cases.
Moderate	Case rate is greater than 10, but less than or equal to 50.	Greater than 3 cases, but less than or equal to 13 cases.	Greater than 7 case, but less than or equal to 33 cases.	Greater than 2 cases, but less than or equal to 9 cases.
Moderately High	Case rate is greater than 50, but less than or equal to 100.	Greater than 13 cases, but less than or equal to 26 cases.	Greater than 33 cases, but less than or equal to 67 cases.	Greater than 9 cases, but less than or equal to 19 cases.
High	Case rate is greater than 100, but less than or equal to 350.	Greater than 26 cases, but less than or equal to 91 cases.	Greater than 67 cases, but less than or equal to 234 cases.	Greater than 19 cases, but less than or equal to 66 cases.
Critical	Case rate is greater than 350.	Greater than 91 cases.	Greater than 234 cases.	Greater than 66 cases.

Case rate is determined by number of new confirmed cases during the past two weeks, divided by population in the municipality, multiplied by 100,000. Rates can fluctuate greatly with small population sizes making it difficult to call out high rates. Burden Status will only be provided for City of Neenah, City of Oshkosh, and Village of Fox Crossing due to population size. Number of cases for each Burden Status refers to the number of confirmed cases during a two-week time span.

Confirmed Case Rate Trends by Municipality

The graphs below show confirmed case rate per 100,000 people by municipalities. These case rates are based on confirmed case counts during a two-week time span.



****Due to population size, the smaller municipalities were grouped together into the following rural regions
(See map on pg. 3)

- West: Towns of Nepeuskun, Poygan, Rushford, Utica, Winchester, and Wolf River
- Northeast: Towns of Clayton, Neenah, and Vinland
- Southeast: Towns of Algoma, Black Wolf, Nekimi, and Oshkosh
- Central: City of Omro, Towns of Omro & Winneconne, and Village of Winneconne

Active Cases and Total Number of Confirmed Cases By Municipality (3/11/20-9/8/20)

A person is counted as an active COVID-19 case if they had a positive confirmatory laboratory test (for example, a test that detects the virus in the nose or throat) and are currently in isolation and being followed by a disease investigator.

Municipality	Active Cases		Total Cases
	Number of Active Cases	Percent	Total Number of Confirmed Cases
City of Oshkosh	72	10%	693
City of Neenah	35	17%	205
Village of Fox Crossing	33	13%	253
City of Omro	Less than 5 cases		41
Town of Algoma	12	19%	62
Town of Black Wolf	8	35%	23
Town of Clayton	Less than 5 cases		28
Town of Neenah	6	21%	29
Town of Nekimi	Less than 5 cases		11
Town of Nepeuskun	Less than 5 cases		5
Town of Omro	Less than 5 cases		17
Town of Oshkosh	5	26%	19
Town of Poygan	10	71%	14
Town of Rushford	Less than 5 cases		11
Town of Utica	Less than 5 cases		7
Town of Vinland	0	0%	11
Town of Winchester	Less than 5 cases		20
Town of Winneconne	5	22%	23
Town of Wolf River	Less than 5 cases		23
Village of Winneconne	Less than 5 cases		21
Rural Regions			
Central	11	33%	102
Northeast	10	22%	68
Southeast	27	20%	115
West	22	31%	80
Winnebago County Health Department Jurisdiction	210	14%	1516
Wisconsin	8,169	10%	82,477

 - Data is suppressed for municipalities with fewer than five active confirmed cases.