



**Public Health**  
Prevent. Promote. Protect.

**Winnebago County  
Health Department**

# Winnebago County Health Department Municipalities Weekly Data Summary

August 6, 2020

## Summary

- Currently in Winnebago County the burden of confirmed COVID-19 cases is high and the activity level is high.
- Case rates continue to increase in Winnebago County. Our past 2-week confirmed case rate is 112.7 cases per 100,000 population, an increase from the 97.2 per 100,000 population case rate reported last week.
- Unusually high case rates, in part, due to small population sizes, were noted in the past two weeks from Town of Oshkosh (5 cases) and Town of Clayton (7 cases).
- Disease investigation capacity is adequate. All confirmed cases are reached out to within 24 hours of being communicated to the health department.
- **Increased physical distancing and mask wearing are needed now to reduce case counts and decrease community spread. Keep your social circles small and avoid crowded indoor spaces.**

## Background Information

This report provides data on the confirmed COVID-19 cases from July 22 - August 4, 2020 for municipalities located within the Winnebago County Health Department jurisdiction. Dates utilized for all graphs are based on test result date. Data may be underreported for recent days because results can take multiple days to be reported to the health department. As this is a weekly report for the past 14 days, there will always be a week of overlap between reports.

The COVID-19 data provided in this report is specific to the Winnebago County Health Department (WCHD) jurisdiction (population: 154,379). It does not include the portions of the City of Menasha or City of Appleton that fall within Winnebago County as those areas fall within the jurisdiction of the [City of Menasha Health Department](#) and [City of Appleton Health Department](#). Data provided on the [Department of Health Services website](#) may be different than the information provided by WCHD because the state reports data for the entire county, which includes those portions of Menasha and Appleton.

### For additional Winnebago County Health Department COVID-19 information:

- [WCHD COVID-19 Webpage](#)
- [General Weekly Data Summaries](#)
- [School District Weekly Data Summaries](#)

## Confirmed Cases by Municipality for the Past Two Weeks (July 22- August 4)

Municipality	Confirmed Case Count for past 2 weeks	Case Rate (per 100,000)	Burden*	Population**
City of Oshkosh	78	116.1	High	67,201
City of Neenah	30	113.5	High	26,436
Village of Fox Crossing	31	162.4	High	19,084
City of Omro	Less than 5 cases		<i>The populations in these municipalities are too small to provide burden status. Case rates fluctuate greatly with small population sizes. Interpret with caution, rely more on case counts and trend of case counts over time to estimate risks.</i>  <i>Data is suppressed for municipalities with fewer than five confirmed cases in the past two weeks. See Case Rate by region graph on page 4.</i>	3,566
Town of Algoma	5	72.4		6,908
Town of Black Wolf	Less than 5 cases			2,452
Town of Clayton	7	167.2		4,186
Town of Neenah	Less than 5 cases			3,619
Town of Nekimi	0	0.0		1,427
Town of Nepeuskun	0	0.0		745
Town of Omro	Less than 5 cases			2,324
Town of Oshkosh	5	201.7		2,479
Town of Poygan	Less than 5 cases			1,324
Town of Rushford	Less than 5 cases			1,603
Town of Utica	0	0.0		1,339
Town of Vinland	Less than 5 cases			1,746
Town of Winchester	Less than 5 cases			1,819
Town of Winneconne	Less than 5 cases			2,429
Town of Wolf River	Less than 5 cases			1,198
Village of Winneconne	Less than 5 cases		2,494	
<b>Rural Regions***</b>				
Central	4	37.0	Moderate	10,813
Northeast	11	115.2	High	9,551
Southeast	13	98.0	Moderately High	13,266
West	7	87.2	Moderately High	8,028
Winnebago County Health Department Jurisdiction	174	112.7	High	154,379
Winnebago County	210	124	High	169,926
Wisconsin	12,094	209.2	High	

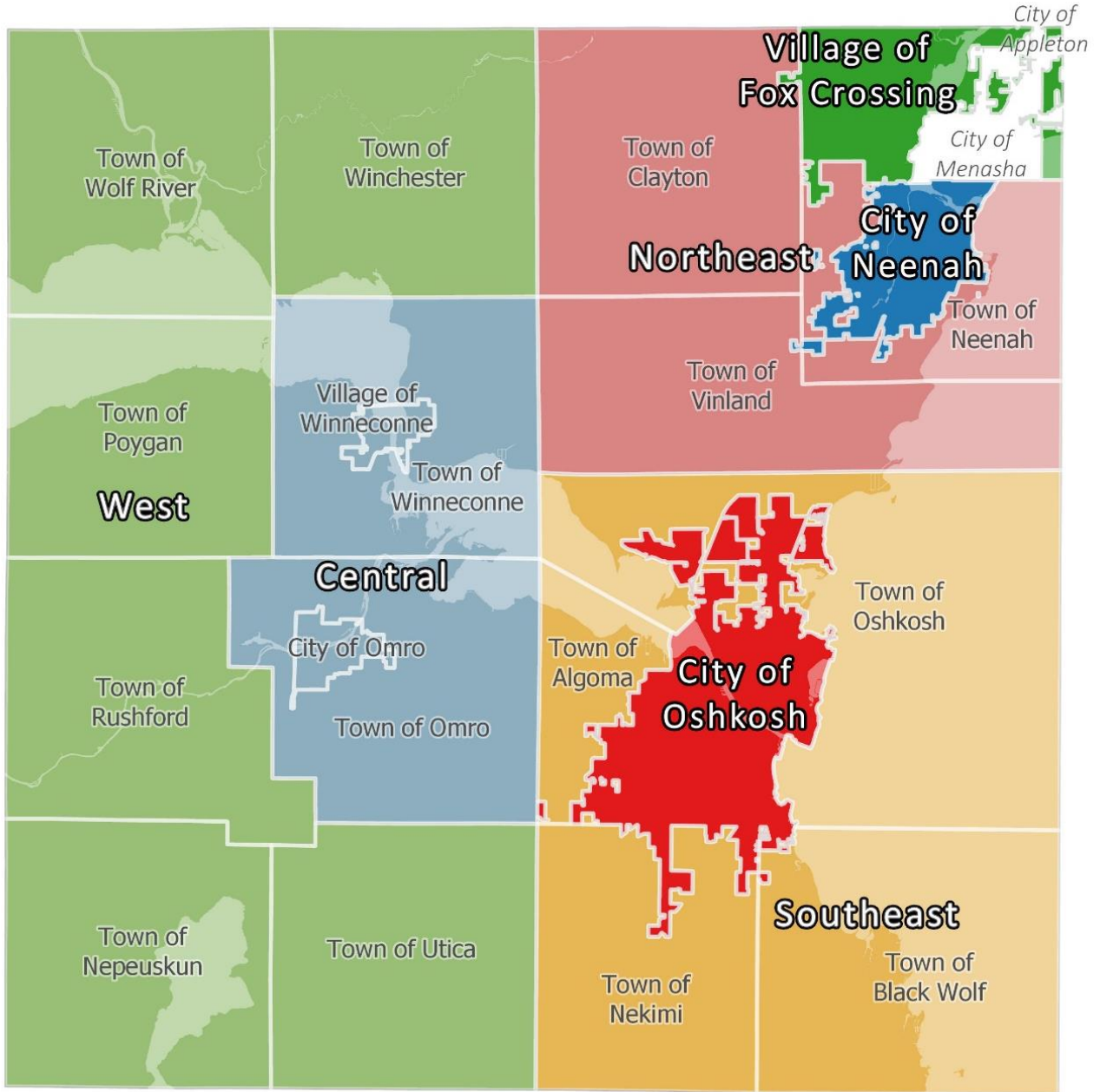
\*Burden is based off of the case rate per 100,000 people in the past two weeks. See table on page 3 for more information on Burden Status for our county. Visit the DHS website for more information on this indicator at the state level

<https://www.dhs.wisconsin.gov/covid-19/local.htm>

\*\*Population for municipality was retrieved from [https://doa.wi.gov/DIR/Final\\_Ests\\_Muni\\_2019.pdf](https://doa.wi.gov/DIR/Final_Ests_Muni_2019.pdf). Winnebago County Health Department Jurisdiction does not include the portions of the City of Menasha and the City of Appleton that fall within Winnebago County but report to their own health departments.

\*\*\*Due to population size, the smaller municipalities were grouped together into rural regions (See map on pg. 3)

## Winnebago County Map by Regions



- West: Towns of Nepeuskun, Poygan, Rushford, Utica, Winchester, and Wolf River
- Northeast: Towns of Clayton, Neenah, and Vinland
- Southeast: Towns of Algoma, Black Wolf, Nekimi, and Oshkosh
- Central: City of Omro, Towns of Omro & Winneconne, and Village of Winneconne

## Number of Confirmed Cases and Rate per 100,000 People for Select Municipalities in the Past Two Weeks (July 22- August 4)

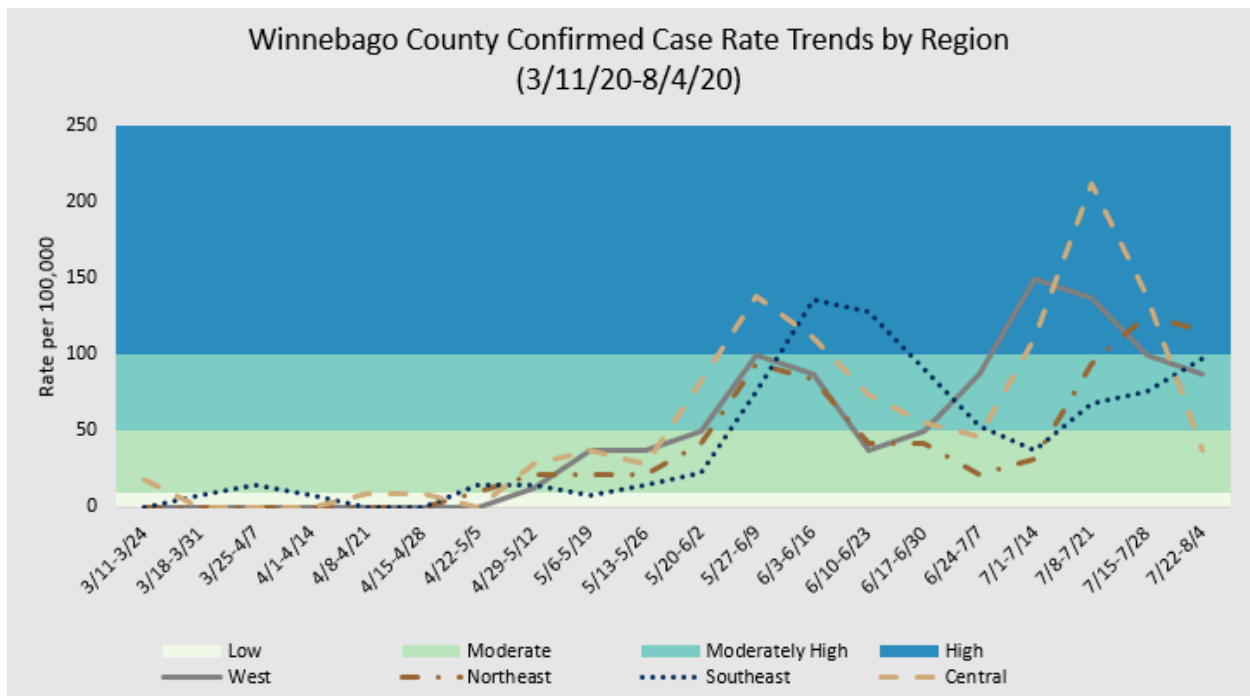
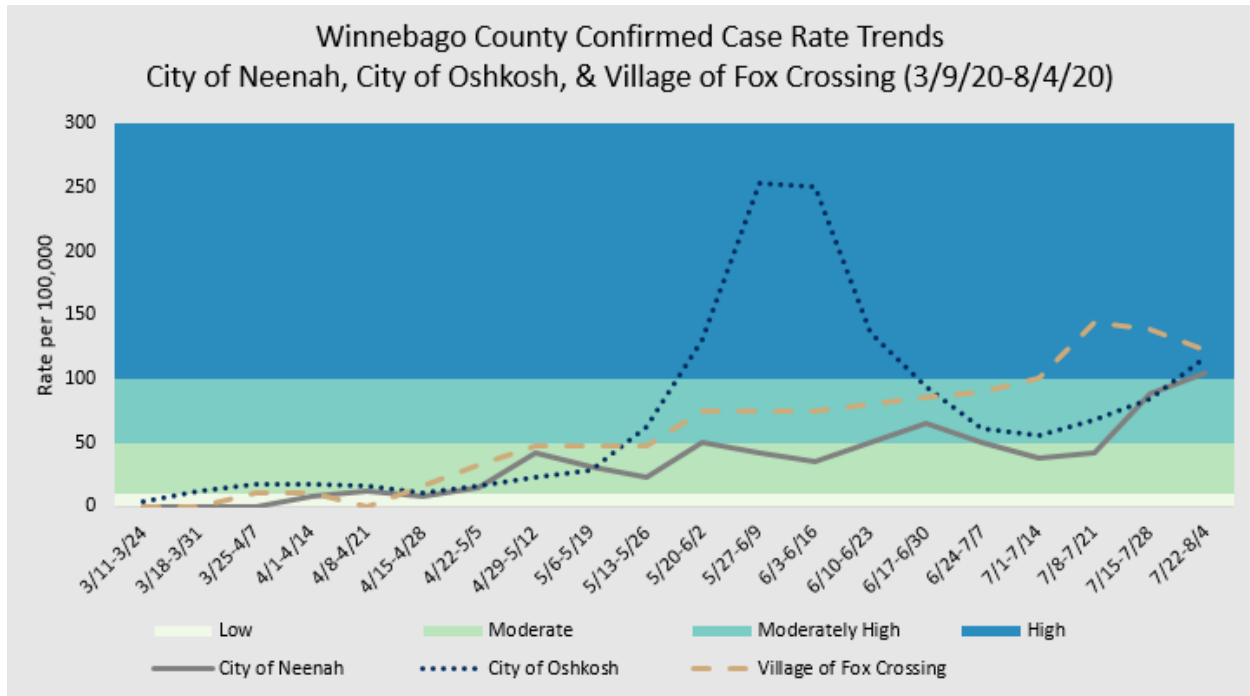
Age Group	City of Neenah			City of Oshkosh			Village of Fox Crossing		
	Number of cases	Rate per 100,000	Pop.	Number of cases	Rate per 100,000	Pop.	Number of cases	Rate per 100,000	Pop.
<10	2	57.9	3453	5	73.4	6812	0	0.0	1874
10-19	3	89.6	3347	5	59.7	8369	1	42.0	2379
20-29	6	186.7	3214	25	168.0	14878	2	71.0	2818
30-39	8	232.6	3439	13	146.4	8882	2	76.6	2611
40-49	4	118.7	3371	6	80.1	7491	12	672.3	1785
50-59	1	26.0	3850	8	97.5	8206	5	147.7	3385
60-69	5	182.5	2739	8	141.4	5658	7	334.8	2091
70-79	1	64.6	1547	3	93.5	3209	1	81.5	1227
80+	0	0.0	926	5	161.0	3105	1	161.8	618

Burden Status	Case Rate per 100,000 residents in the past two weeks	City of Neenah			City of Oshkosh			Village of Fox Crossing		
<b>Low</b>	Case rate is less than or equal to 10.	Less than 3 cases.			Less than 7 case.			Less than 2 cases.		
<b>Moderate</b>	Case rate is greater than 10, but less than or equal to 50.	Greater than 3 cases, but less than or equal to 13 cases.			Greater than 7 case, but less than or equal to 33 cases.			Greater than 2 cases, but less than or equal to 9 cases.		
<b>Moderately High</b>	Case rate is greater than 50, but less than or equal to 100.	Greater than 13 cases, but less than or equal to 26 cases.			Greater than 33 cases, but less than or equal to 67 cases.			Greater than 9 cases, but less than or equal to 19 cases.		
<b>High</b>	Case rate is greater than 100.	Greater than 26 cases.			Greater than 67 cases.			Greater than 19 cases.		

Case rate is determined by number of new confirmed cases during the past two weeks, divided by population in the municipality, multiplied by 100,000. Rates can fluctuate greatly with small population sizes making it difficult to call out high rates. Burden Status will only be provided for City of Neenah, City of Oshkosh, and Village of Fox Crossing due to population size. Number of cases for each Burden Status refers to the number of confirmed cases during a two-week time span.

## Confirmed Case Rate Trends by Municipality

The graphs below show confirmed case rate per 100,000 people by municipalities. These case rates are based on confirmed case counts during a two-week time span.




\*\*\*Due to population size, the smaller municipalities were grouped together into the following rural regions (See map on pg. 3)

- West: Towns of Nepeuskun, Poygan, Rushford, Utica, Winchester, and Wolf River
- Northeast: Towns of Clayton, Neenah, and Vinland
- Southeast: Towns of Algoma, Black Wolf, Nekimi, and Oshkosh
- Central: City of Omro, Towns of Omro & Winneconne, and Village of Winneconne

## Active Cases and Total Number of Confirmed Cases By Municipality (3/11/20-8/4/20)

A person is counted as an active COVID-19 case if they had a positive confirmatory laboratory test (for example, a test that detects the virus in the nose or throat) and are currently in isolation and being followed by a disease investigator.

Municipality	Active Cases		Total Cases
	Number of Active Cases	Percent	Total Number of Confirmed Cases
City of Oshkosh	48	9%	506
City of Neenah	28	24%	117
Village of Fox Crossing	23	17%	135
City of Omro	Less than 5 cases		27
Town of Algoma	Less than 5 cases		33
Town of Black Wolf	Less than 5 cases		8
Town of Clayton	7	35%	20
Town of Neenah	Less than 5 cases		11
Town of Nekimi	0	0%	8
Town of Nepeuskun	0	0%	Between 1 and 4 cases
Town of Omro	Less than 5 cases		14
Town of Oshkosh	5		12
Town of Poygan	0	0%	Between 1 and 4 cases
Town of Rushford	0	0%	Between 1 and 4 cases
Town of Utica	0	0%	Between 1 and 4 cases
Town of Vinland	Less than 5 cases		8
Town of Winchester	Less than 5 cases		11
Town of Winneconne	Less than 5 cases		16
Town of Wolf River	0	0%	18
Village of Winneconne	0	0%	7
Rural Regions			
Central	6	33%	64
Northeast	9	22%	39
Southeast	12	20%	61
West	1	31%	40
Winnebago County Health Department Jurisdiction	127	13%	962
Wisconsin	9,709	17%	56,056

 - Data is suppressed for municipalities with fewer than five active confirmed cases or cumulative confirmed cases.