

Winnebago County Health Department

COVID-19 Data by School District Geographic Boundary

August 26, 2021

Hospitalizations are rising fast. Get vaccinated & wear a mask.

Summary

- Due to a [high level](#) of community transmission of COVID-19 in Winnebago County, **the health department strongly recommends that everyone, vaccinated and unvaccinated, wear a mask in public indoor settings and crowded outdoor venues.** Public facing establishments are urged to continue or re-instate masking and distancing indoors and masking at crowded outdoor venues. The [new county recommendations](#) are in response to recent [guidelines issued by the Centers for Disease Control and Prevention \(CDC\)](#) that recommend masking for everyone in areas with substantial and high transmission.
- Schools are a high risk setting with the Delta variant circulating. To help keep schools open, have your child wear a mask, stay home when ill, and [test](#) after an exposure to another ill person or if ill yourself. If a child is ill or has been exposed to COVID-19, keep all other children home as well.
- The Pfizer COVID-19 vaccine [gained full FDA approval](#) for the prevention of COVID-19 disease in people 16 years of age and older and still is authorized for use in those 12 -15 years of age.
- Employers should implement multi-layered interventions to protect workers and mitigate the spread of COVID-19. Employers considering policies that require employees to get vaccinated can find additional guidance from the U.S. Department of Justice [here](#).
- Vaccination provides the best protection against the Delta variant, which is highly contagious and is spreading rapidly among the unvaccinated. If you are unvaccinated, continue to wear a mask, social distance and [make a plan to get vaccinated](#). If you are vaccinated, you still may bring this Delta variant home to unvaccinated or immune suppressed family and friends. Protect yourself, family and friends by [encouraging vaccination](#) and wearing a mask.
- Situational Awareness
 - Over the past two weeks, we have reported a total of 578 confirmed + probable cases, a **25% increase** compared to the 464 confirmed + probable cases reported in last week's report.
 - The confirmed + probable case burden is **very high** for our jurisdiction. The confirmed + probable case rate over the past 2 weeks for our jurisdiction is 375.9 **cases per 100,000 people**, an increase from the 301.8 cases per 100,000 reported in last week's report.
 - There are at least 546 PCR tests being performed every day in our jurisdiction and this is trending upwards.
 - Over the past two weeks, 6.0% of PCR tests were positive in our jurisdiction. The percent positivity has continued to increase each week since our lowest point in mid-June.
 - There are currently [60 COVID-19 patients hospitalized](#) in Fox Valley Area hospitals.
- Current COVID-19 activity level is indicated as **very high** for Winnebago County based on a very high burden status over the past two weeks. **As long as the virus is still circulating, children under the age of 12 and all other unvaccinated individuals are at a higher risk of getting COVID-19.**
- With the current surge in positive tests, our ability to do contact tracing has once again been strained. Only the *highest risk close contacts* are being contacted directly by public health – we are asking [people that test positive](#) for COVID-19 to [reach out to all other close contacts](#) themselves.
- Vaccines are available any day of the week at a [site near you](#). A [regional COVID-19 vaccine tour](#) is occurring throughout the summer with vaccine clinics being held in Winnebago, Calumet and Outagamie counties. Visit www.wcvaccine.org to find answers to your questions about the vaccine and see where you can get vaccinated. Get your first dose by Labor Day and [get \\$100!](#)
 - 60.7% of Winnebago County residents aged 12 or older have received at least one dose of the COVID-19 vaccine.
 - Everyone [12 and older](#) is eligible to receive the COVID-19 vaccine. *Pfizer is the only vaccine currently approved for 12- to 17-year olds. Check [vaccine locations](#) before you go if you need or want a specific vaccine brand.*
- COVID-19 testing remains an important tool in reducing spread of the virus to others. Whether you are vaccinated or unvaccinated, get a COVID-19 test if you have symptoms, were exposed to the virus, or feel you need a test. Knowing helps you protect others. Even mild symptoms can infect others.
 - The CDC encourages widespread testing to identify asymptomatic cases to avoid the spread of COVID-19.
 - [Sunnyview Expo Center](#) PCR test results have a quick turnaround. [Visit our website](#) for a full list of testing locations in Winnebago County.

Confirmed Cases by School District Geographic Boundary for the Past Two Weeks (August 11 – August 24)

There have been 437 new confirmed cases reported in the past two weeks within the geographic boundaries of the Neenah, Omro, Oshkosh, and Winneconne School Districts. An additional 18 confirmed case reported was within the geographic boundaries of other school districts that only partially fall within our jurisdiction.

School District	Confirmed Case Count	Case Rate (per 100,000)	Burden**	Population***
Neenah Joint School District Area	143	320.6	High	44,601
Omro School District Area	11	142.9	High	7,697
Oshkosh School District Area	251	312.2	High	80,408
Winneconne School District Area	32	329.9	High	9,701

	Confirmed & Probable Case Count	Case Rate (per 100,000)	Burden**	Population***
Winnebago County Health Department Jurisdiction	578	375.9	Very High	153,748
Winnebago County	654	386.2	Very High	170,411
Wisconsin	21,566	373.0	Very High	

**Burden is based off of the case rate per 100,000 people in the past two weeks. See table below for more information on Burden Status for our county. Visit the DHS website for more information on this indicator <https://www.dhs.wisconsin.gov/covid-19/local.htm>

***Population for school district was retrieved from <https://nces.ed.gov/programs/edge/TableViewer/acsProfile/2018> Winnebago County Health Department Jurisdiction does not include the portions of the City of Menasha and the City of Appleton that fall within Winnebago County.

Burden Status	Case Rate per 100,000 residents in the past two weeks	Neenah SD Area	Omro SD Area	Oshkosh SD Area	Winneconne SD Area
Low	Case rate is less than or equal to 10.	Less than 4 cases.	Less than 1 case.	Less than 8 cases.	Less than 1 case.
Moderate	Case rate is greater than 10, but less than or equal to 50.	Greater than 4 cases, but less than or equal to 22 cases.	Greater than 1 case, but less than or equal to 4 cases.	Greater than 8 cases, but less than or equal to 40 cases.	Greater than 1 case, but less than or equal to 5 cases.
Moderately High	Case rate is greater than 50, but less than or equal to 100.	Greater than 22 cases, but less than or equal to 45 cases.	Greater than 4 cases, but less than or equal to 7 cases.	Greater than 40 cases, but less than or equal to 80 cases.	Greater than 5 cases, but less than or equal to 9 cases.
High	Case rate is greater than 100, but less than or equal to 350.	Greater than 45 cases, but less than or equal to 156 cases.	Greater than 7 cases, but less than or equal to 27 cases.	Greater than 80 cases, but less than or equal to 281 cases.	Greater than 9 cases, but less than or equal to 34 cases.
Very High	Case rate is greater than 350, but less than or equal to 1000.	Greater than 156 cases, but less than or equal to 446 cases.	Greater than 27 cases, but less than or equal to 77 cases.	Greater than 281 cases, but less than or equal to 804 cases.	Greater than 34 cases, but less than or equal to 97 cases.
Critically High	Case rate is greater than 1000.	Greater than 446 cases.	Greater than 77 cases.	Greater than 804 cases.	Greater than 97 cases.

Case rate is determined by number of new confirmed cases in a particular group (such as a school district) during the past two weeks, divided by the population of that particular group, multiplied by 100,000. Number of cases for each Burden Status refers to the number of cases during a two-week time span.

COVID-19 Vaccination Data by School District

School District Geographic Area	Percent of residents who have received at least one dose of the vaccine	Percent of residents who have completed the vaccine series	Population
Neenah SD	58.8%	56.0%	44,601
Omro SD	49.0%	46.9%	7,697
Oshkosh SD	48.2%	45.7%	80,408
Winneconne SD	50.5%	48.0%	9,701
Winnebago County	52.5%	49.6%	170,411
Wisconsin	54.1%	50.9%	

Vaccine data is pulled from [WI DHS Vaccine Maps](#).

Number of Confirmed Cases and Rate per 100,000 People by School District Geographic Boundary in the Past Two Weeks (August 11 – August 24)

	Neenah SD Area		Omro SD Area		Oshkosh SD Area		Winneconne SD Area	
Age Group	# of cases	Rate per 100,000	# of cases	Rate per 100,000	# of cases	Rate per 100,000	# of cases	Rate per 100,000
<18	37	351.1	1	53.6	46	313.3	7	364.6
18-24	12	380.6	0	0.0	35	253.9	6	1056.3
25-44	45	393.5	4	231.3	76	371.9	7	372.1
45-59	27	265.8	5	295.7	35	223.0	5	196.4
60+	22	236.2	1	54.1	59	373.1	7	251.3
Total	143	320.6	11	142.9	251	312.2	32	329.9

Rate is determined by number of new confirmed cases in a particular group (such as an age group) during the past two weeks, divided by the population of that particular age group, multiplied by 100,000.

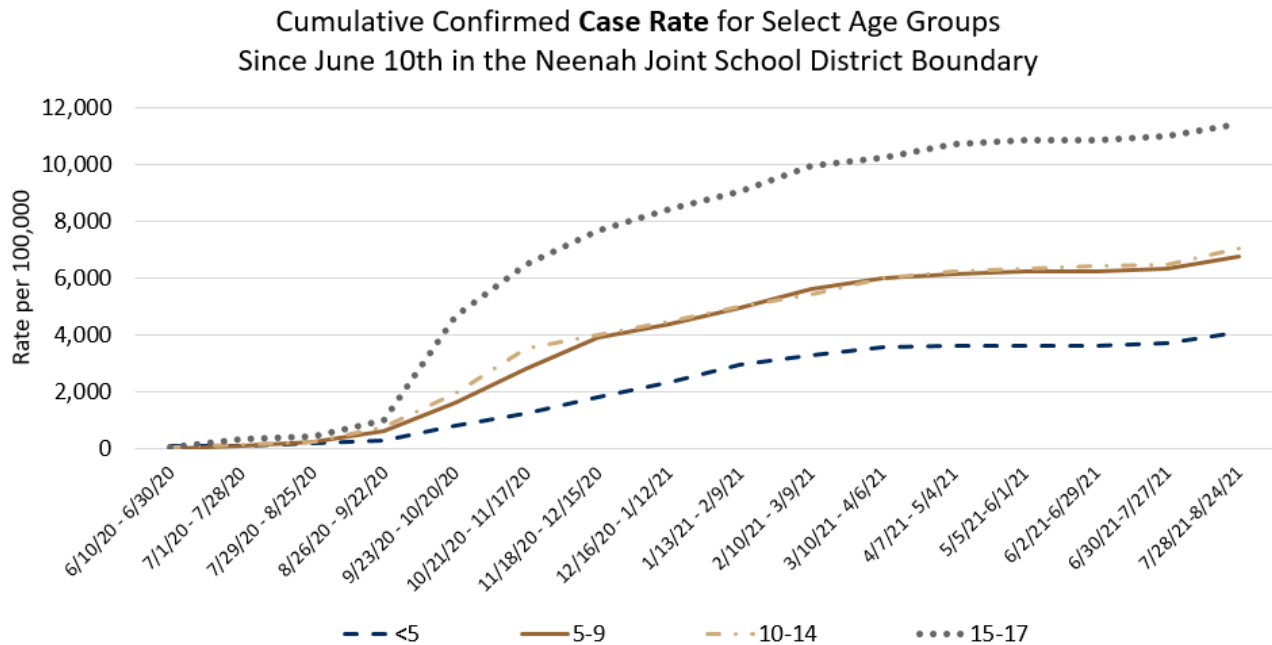
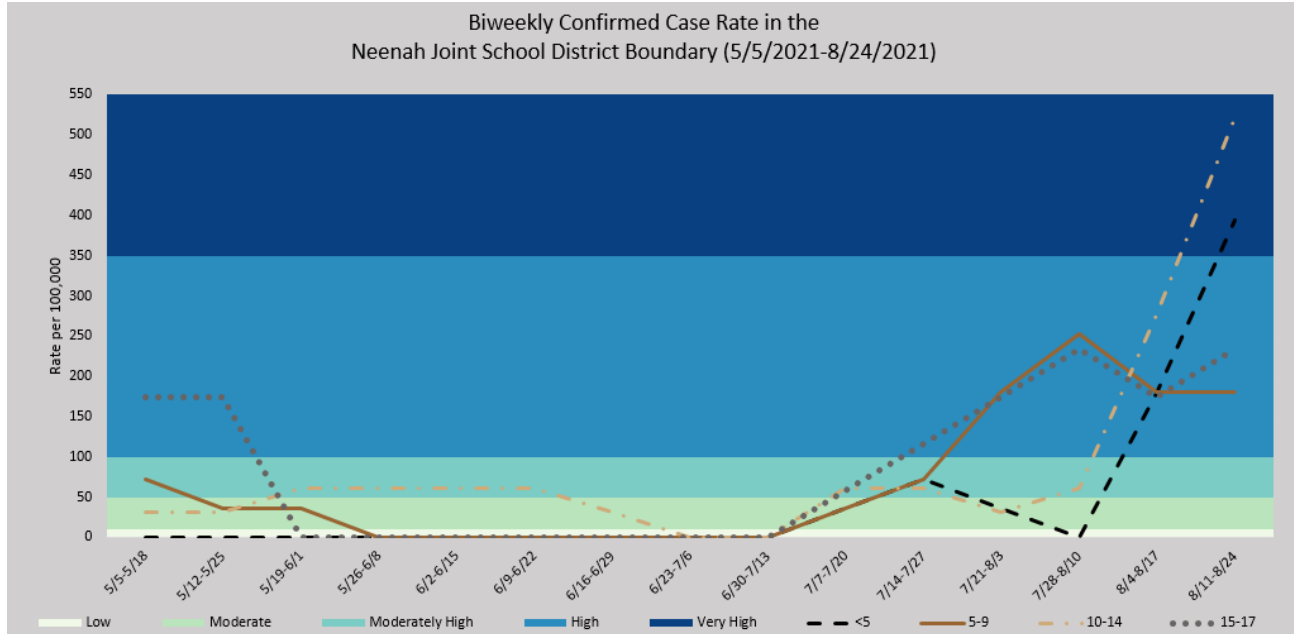
Confirmed Case Counts Among Individuals under Age 18 Trended Over Time by School District Geographic Boundary

The tables below show the biweekly confirmed cases counts by school district geographic boundary across the past 3 months for individuals under age 18. The highlighted cells for Neenah and Oshkosh School District Geographic Boundaries are colors associated with the burden status. Please see the table on page 2 for more information on burden status. This information is not provided for Omro and Winneconne School District Geographic Boundaries due to the small population size.

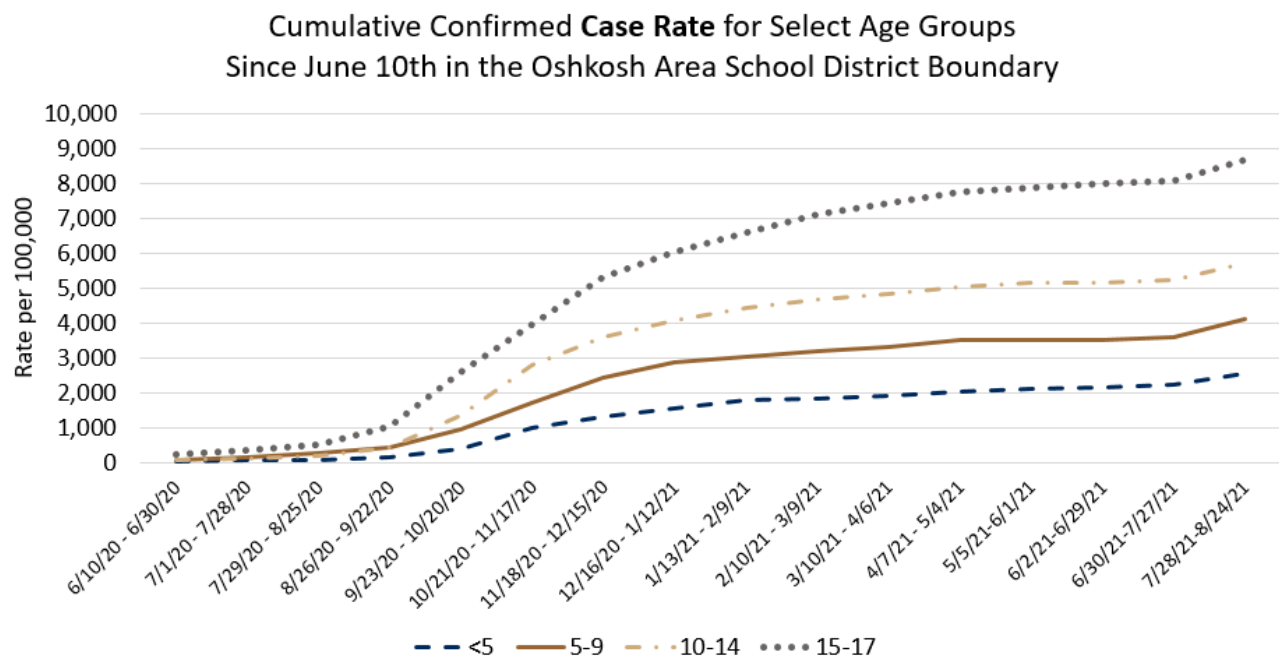
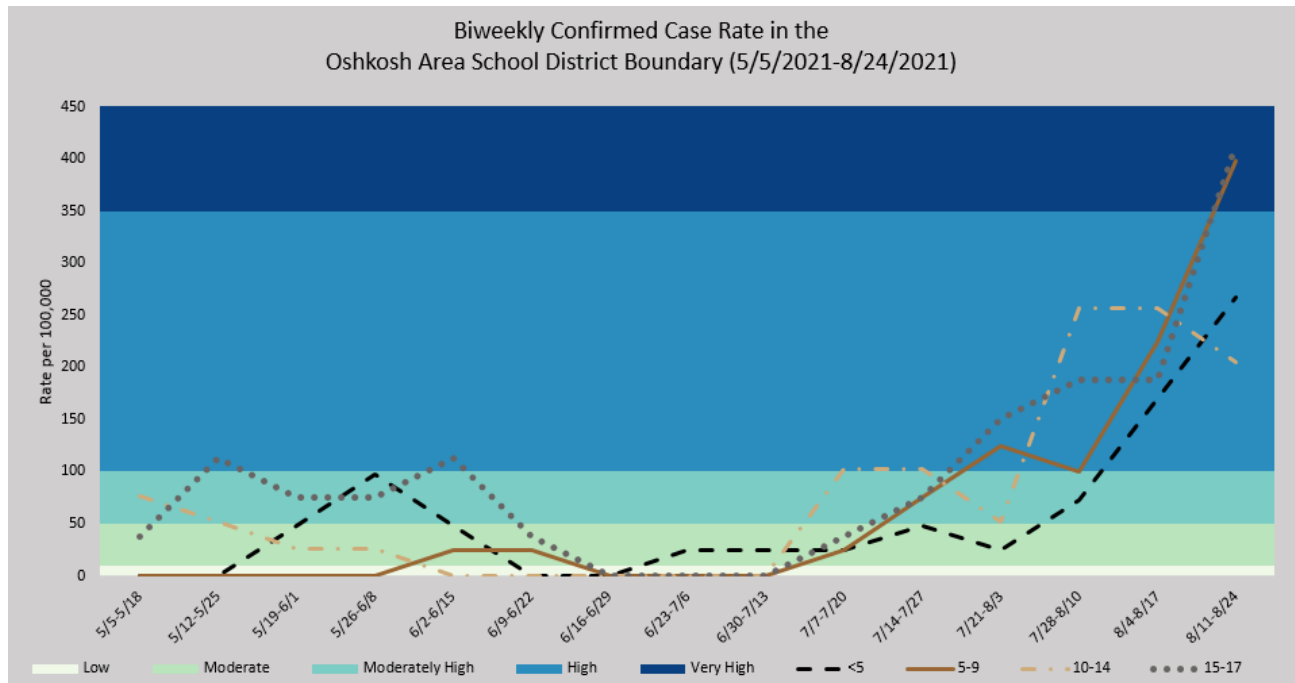
Week	Neenah SD Area		Omro SD Area		Oshkosh SD Area		Winneconne SD Area	
	# of cases (Age <18)	Rate per 100,000	# of cases (Age <18)	Rate per 100,000	# of cases (Age <18)	Rate per 100,000	# of cases (Age <18)	Rate per 100,000
5/26-6/8	2	19.0	1	53.6	7	47.7	0	0.0
6/2-6/15	2	19.0	0	0.0	6	40.9	0	0.0
6/9-6/22	2	19.0	0	0.0	2	13.6	0	0.0
6/16-6/29	1	9.5	0	0.0	0	0.0	0	0.0
6/23-7/6	0	0.0	1	53.6	1	6.8	1	52.1
6/30-7/13	0	0.0	1	53.6	1	6.8	1	52.1
7/7-7/20	5	47.4	2	107.2	7	47.7	0	0.0
7/14-7/27	8	75.9	3	160.8	11	74.9	0	0.0
7/21-8/3	10	94.9	4	214.4	12	81.7	0	0.0
7/28-8/10	13	123.4	5	268.0	22	149.9	2	104.2
8/4-8/17	22	208.8	3	160.8	31	211.2	3	156.3
8/11-8/24	37	351.1	1	53.6	46	313.3	7	364.6

NEENAH JOINT SCHOOL DISTRICT GEOGRAPHIC BOUNDARY

The graphs on the following pages show how case rates by age group have changed over time for Oshkosh and Neenah School District boundaries. The first graph on each page shows the biweekly confirmed case rates per 100,000 residents. The second graph shows the cumulative confirmed case rates. Cumulative case rates will always trend upward, it is the rate of increase in that trend that helps us understand what populations are being impacted the most. Omro and Winneconne do not have similar graphs due to small population size and small confirmed case counts in these geographic areas.



OSHKOSH AREA SCHOOL DISTRICT GEOGRAPHIC BOUNDARY



Background Information

This report provides *preliminary* data on the confirmed COVID-19 cases from August 11, 2021 – August 24, 2021. A person is counted as a **confirmed** COVID-19 case if they had a positive confirmatory laboratory test (for example, polymerase chain reaction (PCR) tests or nucleic acid amplification tests (NAT) that detect genetic material of SARS-CoV-2, the virus that causes COVID-19). Antigen positive tests are counted as **probable** cases and are not currently included in the case count rates and graphs in this report. Please view the General Weekly Data Report to learn more about the confirmed and probable case counts, rates, and burden level.

Dates utilized for all graphs and tables are based on test result date and may not represent final reported case counts. Data may be underreported for recent days because results can take multiple days to be reported to the health department. This means the number of tests and percent positivity may change in next week's report. As this is a weekly report for the past 14 days, there will always be a week of overlap between reports.

Data by school district geographic boundary may differ from data provided by the respective school district. School district geographic boundaries are the geographic area from which children are **eligible** to attend a certain school district. Data by school district geographic boundary includes cases among all individuals that live within that boundary regardless of age or where they attend school. In this report, data for school age children (5-17) does not differentiate between where they actually attend school or if they are homeschooled.

For school district specific COVID-19 information:

- [Neenah Joint School District](#)
- [Omro School District](#)
- [Oshkosh Area School District](#)
- [Winneconne Community School District](#)

*The COVID-19 data provided in this report is specific to the Winnebago County Health Department (WCHD) jurisdiction (population: 153,748). It does not include the portions of the City of Menasha or City of Appleton that fall within Winnebago County as those areas fall within the jurisdiction of the [City of Menasha Health Department](#) and [City of Appleton Health Department](#). As of October 3, 2020, data reports from the Winnebago County Health Department do not include test results from residents in Wisconsin Department of Corrections facilities, which includes the Oshkosh Correctional Institute. This data can be found on the Wisconsin Department of Corrections [website](#).

Data provided on the [Department of Health Services website](#) may be different than the information provided by WCHD because the state reports data for the entire county based on address, which includes those portions of Menasha and Appleton as well as the correctional facilities.

For additional Winnebago County Health Department COVID-19 information:

- [WCHD COVID-19 Webpage](#)
- [General Weekly Data Summaries](#)
- [Municipality Weekly Data Summaries](#)
- [Trend Data Graphs](#)
- [COVID-19 Resources for K-12 Schools and Daycares](#)