



Public Health
Prevent. Promote. Protect.

**Winnebago County
Health Department**

Winnebago County Health Department COVID-19 Weekly Data Summary

June 24, 2022

COVID-19 WEEKLY SNAPSHOT FOR WINNEBAGO COUNTY

Community
Level:

LOW

No change in level
Since 6/16/22

Cases per Day
(7-Day Average):

38

+0 cases on avg.
since 6/16/22

Hospitalizations in
Fox Valley:

26

+3 patients
Since 6/16/22

Key Points:

- Our CDC community level has remained **LOW** since June 9th.
- Total cases decreased 13% compared to the previous week.
- Hospitalizations increased slightly but remain low overall for the region.
- General recommendations (click each statement for more information):
 - Get tested if you are ill or suspect exposure.
 - Vaccinate or get your booster if you are not up to date.
 - If you are at high risk for severe illness or in contact with people who are high risk, take precautions.



Vaccination

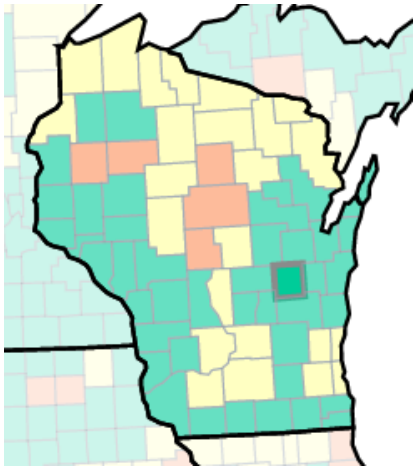
**WINNEBAGO COUNTY
HEALTH DEPARTMENT**

www.wcvaccine.org / 920-232-3026

Visit www.wcvaccine.org for local vaccination locations.

WINNEBAGO COUNTY CDC COMMUNITY LEVEL

**Winnebago County's
CDC Community Level is
LOW**



Community Recommendations:

- Get tested if you have symptoms or were exposed. Stay home if you are sick and waiting for results.
- Get vaccinated. Staying up to date on your COVID-19 vaccines is the best thing you can do, no matter the community level.

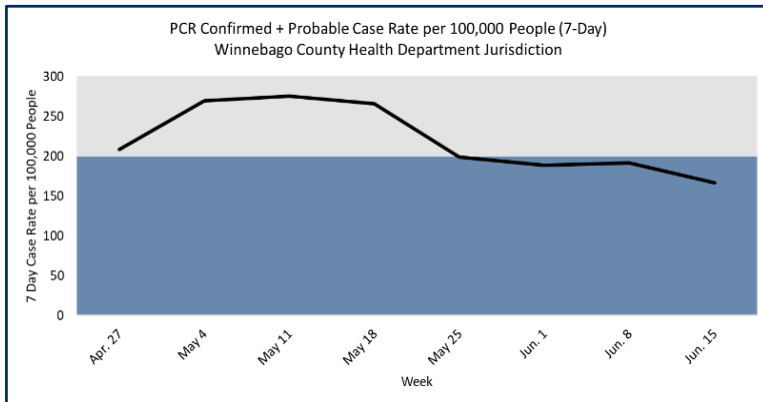
Current Community Level Metrics for Winnebago County:

- Case rate per 100,000 population: 165.79
- New COVID-19 admissions per 100,000 population: 5.4
- % staffed inpatient beds, patients with confirmed COVID-19: 4.8%

Find additional information about Community Level on [our website](#).

7 DAY CASE RATE FOR PCR CONFIRMED + PROBABLE CASES

WINNEBAGO COUNTY HEALTH DEPARTMENT JURISDICTION

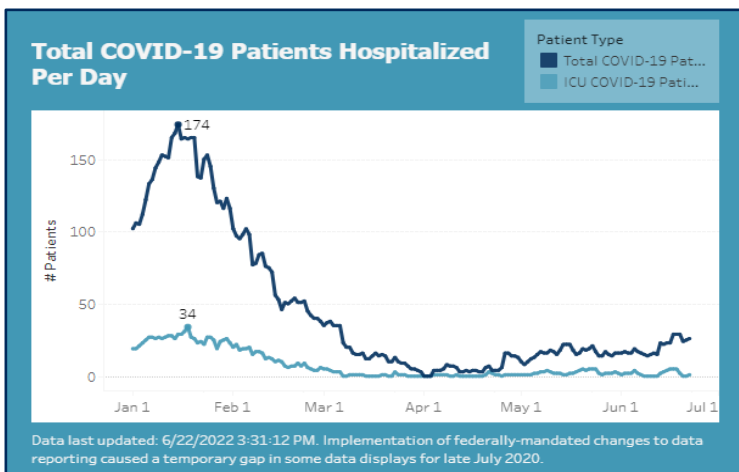


191.9
Cases per
100,000 people

166.5
Previous
week



HOSPITALIZATIONS IN FOX VALLEY HERC REGION

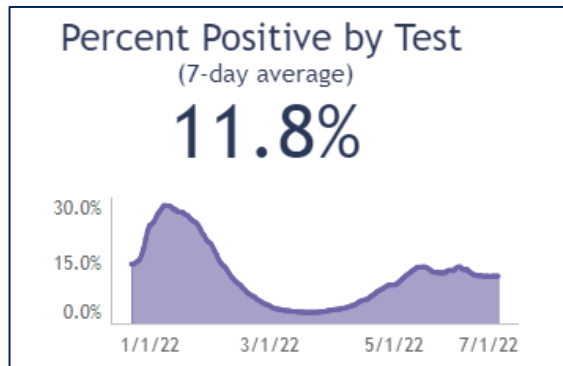


26
Number of
patients
hospitalized

23
Previous
week



PERCENT POSITIVITY FOR WISCONSIN (PAST 7 DAYS)



11.8%

Percent
Positivity
current week

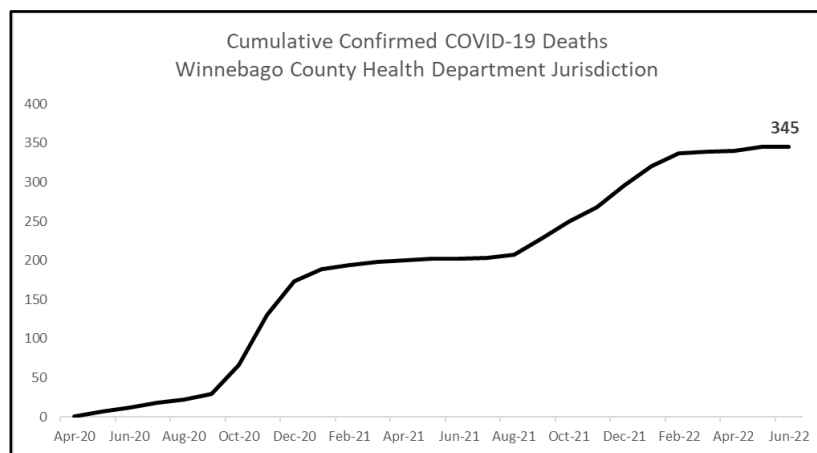
11.7%

Percent
Positivity
previous week



[Click here for testing locations in Winnebago County.](#)

NEW DEATHS OCCURRING IN THE PAST 4 WEEKS



345

Total deaths
in our
jurisdiction

+1

Death
in the past
4 weeks



Additional COVID-19 Information:

[WCHD COVID-19 Webpage](#)

[COVID-19 Vaccination Locations and Resources](#)

[Weekly Data Summaries](#)

[Situation Update](#)

[WI DHS COVID Data](#)

[Vaccination Data](#)

[CDC Variant Tracker](#)

[COVID-19 Testing Locations and Resources](#)

[CDC Community Level](#)

[New York Times Winnebago County Data](#)

[Wastewater Surveillance Data](#)

Staying up to date with COVID-19 [vaccines](#), getting [tested](#) if you have symptoms or were [exposed](#), and [isolating](#) if infected continue to be important tools in reducing spread of the virus.