



Winnebago County Health Department

COVID-19 Data by School District Geographic Boundary

June 17, 2021

Summary

Of Winnebago County residents aged 12 or older, 54.4% have received at least one dose of the COVID-19 vaccine. Help protect our community by getting the COVID-19 vaccine and continue to [wear a mask](#) if unvaccinated and where masks are required. Vaccines are available any day of the week at a [site near you](#). Visit www.wcvaccine.org to see where you can get vaccinated and get answers to your questions about the vaccine.

- Everyone [12 and older](#) is eligible to receive the COVID-19 vaccine. *Pfizer is the only vaccine currently approved for 12- to 17-year olds.* Not [all locations](#) administer vaccines to those under 18, and not all locations carry Pfizer. The vaccine continues to be available at no cost and no ID or insurance are required. Visit www.wcvaccine.org to find a vaccine near you. Once you are fully vaccinated, you can finally shed the mask! Read more [here](#).
- As of June 16, **147,016** COVID-19 vaccine doses have been administered to Winnebago County residents, and **5,269,548** doses of COVID-19 vaccine have been administered to Wisconsin residents.
- **The confirmed + probable case burden is moderate for our jurisdiction.** The confirmed + probable case rate over the past 2 weeks for our jurisdiction is 36.4 cases per 100,000 people, which is a 15% decrease from the case rate of 42.9 cases per 100,000 people reported last week. The number of cases (confirmed/probable) in the first week of this 2-week timeframe was 31/8 and for this most recent week was 11/6.
- Although the number of vaccinated people is increasing and the number of cases is decreasing, it is important that we keep up with safety and prevention measures. If unvaccinated and in public spaces, please continue to social distance, [wear masks](#), and wash your hands.
- Get a COVID-19 test if you have symptoms, were exposed to the virus, or feel you need a test even though you don't have symptoms. Testing resources are plentiful, and the CDC encourages widespread testing to identify asymptomatic cases so measures can be taken to avoid the spread of COVID-19. [Sunnyview Expo Center](#) PCR test results have a quick turnaround. [Visit our website](#) for a full list of testing locations in Winnebago County.
- In the past two weeks, individuals aged 18-24 had the highest PCR confirmed case rates of 47.1 per 100,000 people. Rates were lowest in those aged 50-59 (4.4 cases per 100,000 people).
- There are currently 3 COVID-19 patients hospitalized in the Fox Valley.
- There has been a total of 193 confirmed COVID-19 deaths among confirmed and probable cases in the Winnebago County Health Department jurisdiction.
- Over this past week, 1.2% of [PCR tests in Wisconsin](#) were positive, 1.0% of PCR tests across all of Winnebago County were positive, and 0.9% of PCR tests across Winnebago County Health Department jurisdiction were positive. Over the past two weeks, 1.1% of PCR tests were positive in our jurisdiction.
- Over the past two weeks, a daily average of 276 PCR tests were conducted among residents within the Winnebago County Health Department jurisdiction.

*** Due to smaller case counts, some age groups have been combined together.

Confirmed Cases by School District Geographic Boundary for the Past Two Weeks (June 2 – June 15)

There have been 39 new confirmed cases reported in the past two weeks within the geographic boundaries of the Neenah, Omro, Oshkosh, and Winneconne School Districts. An additional 3 confirmed cases reported were within the geographic boundaries of other school districts that only partially fall within our jurisdiction.

School District	Case Count for past 2 weeks	Case Rate (per 100,000)	Burden**	Population***
Neenah Joint School District Area	8	17.9	Moderate	44,601
Omro School District Area	1	13.0	Moderate	7,697
Oshkosh Area School District Area	27	33.6	Moderate	80,408
Winneconne School District Area	3	30.9	Moderate	9,701
Winnebago County Health Department Jurisdiction	42	27.3	Moderate	153,748
Winnebago County	66	39.0	Moderate	170,411
Wisconsin	1,924	33.3	Moderate	

**Burden is based off of the case rate per 100,000 people in the past two weeks. See table below for more information on Burden Status for our county. Visit the DHS website for more information on this indicator <https://www.dhs.wisconsin.gov/covid-19/local.htm>

***Population for school district was retrieved from <https://nces.ed.gov/programs/edge/TableView/acsProfile/2018> Winnebago County Health Department Jurisdiction does not include the portions of the City of Menasha and the City of Appleton that fall within Winnebago County.

Burden Status	Case Rate per 100,000 residents in the past two weeks	Neenah SD Area	Omro SD Area	Oshkosh SD Area	Winneconne SD Area
Low	Case rate is less than or equal to 10.	Less than 4 cases.	Less than 1 case.	Less than 8 cases.	Less than 1 case.
Moderate	Case rate is greater than 10, but less than or equal to 50.	Greater than 4 cases, but less than or equal to 22 cases.	Greater than 1 case, but less than or equal to 4 cases.	Greater than 8 cases, but less than or equal to 40 cases.	Greater than 1 case, but less than or equal to 5 cases.
Moderately High	Case rate is greater than 50, but less than or equal to 100.	Greater than 22 cases, but less than or equal to 45 cases.	Greater than 4 cases, but less than or equal to 7 cases.	Greater than 40 cases, but less than or equal to 80 cases.	Greater than 5 cases, but less than or equal to 9 cases.
High	Case rate is greater than 100, but less than or equal to 350.	Greater than 45 cases, but less than or equal to 156 cases.	Greater than 7 cases, but less than or equal to 27 cases.	Greater than 80 cases, but less than or equal to 281 cases.	Greater than 9 cases, but less than or equal to 34 cases.
Very High	Case rate is greater than 350, but less than or equal to 1000.	Greater than 156 cases, but less than or equal to 446 cases.	Greater than 27 cases, but less than or equal to 77 cases.	Greater than 281 cases, but less than or equal to 804 cases.	Greater than 34 cases, but less than or equal to 97 cases.
Critically High	Case rate is greater than 1000.	Greater than 446 cases.	Greater than 77 cases.	Greater than 804 cases.	Greater than 97 cases.

Case rate is determined by number of new confirmed cases in a particular group (such as a school district) during the past two weeks, divided by the population of that particular group, multiplied by 100,000. Number of cases for each Burden Status refers to the number of cases during a two-week time span.

Number of Confirmed Cases and Rate per 100,000 People by School District Geographic Boundary in the Past Two Weeks (June 2 – June 15)

	Neenah SD Area		Omro SD Area		Oshkosh SD Area		Winneconne SD Area	
Age Group	# of cases	Rate per 100,000	# of cases	Rate per 100,000	# of cases	Rate per 100,000	# of cases	Rate per 100,000
<18	2	19.0	0	0.0	5	34.1	0	0.0
18-24	2	63.4	0	0.0	5	36.3	1	176.1
25-44	3	26.2	1	57.8	10	48.9	1	53.2
45-59	1	9.8	0	0.0	1	6.4	1	39.3
60+	0	0.0	0	0.0	6	37.9	0	0.0
Total	8	17.9	1	13.0	27	33.6	3	30.9

Rate is determined by number of new confirmed cases in a particular group (such as an age group) during the past two weeks, divided by the population of that particular age group, multiplied by 100,000. Rates can fluctuate greatly with small population sizes like Omro and Winneconne making it difficult to call out high rates. **Small population data may be more effectively looked at in a trend wise fashion.**

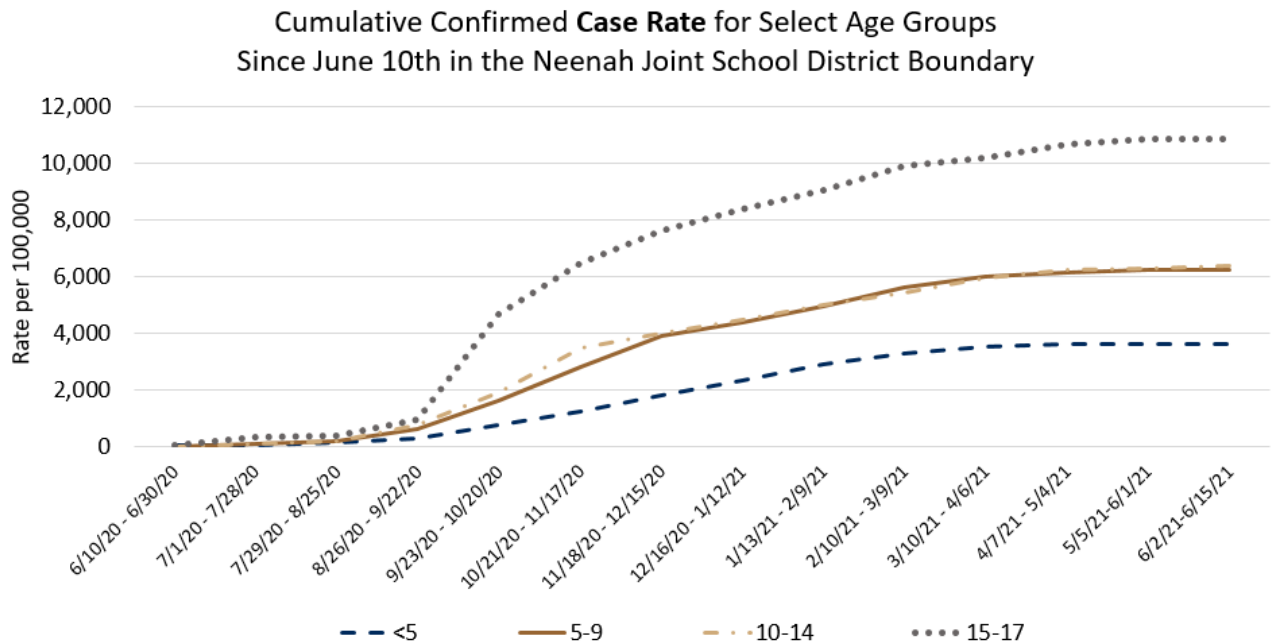
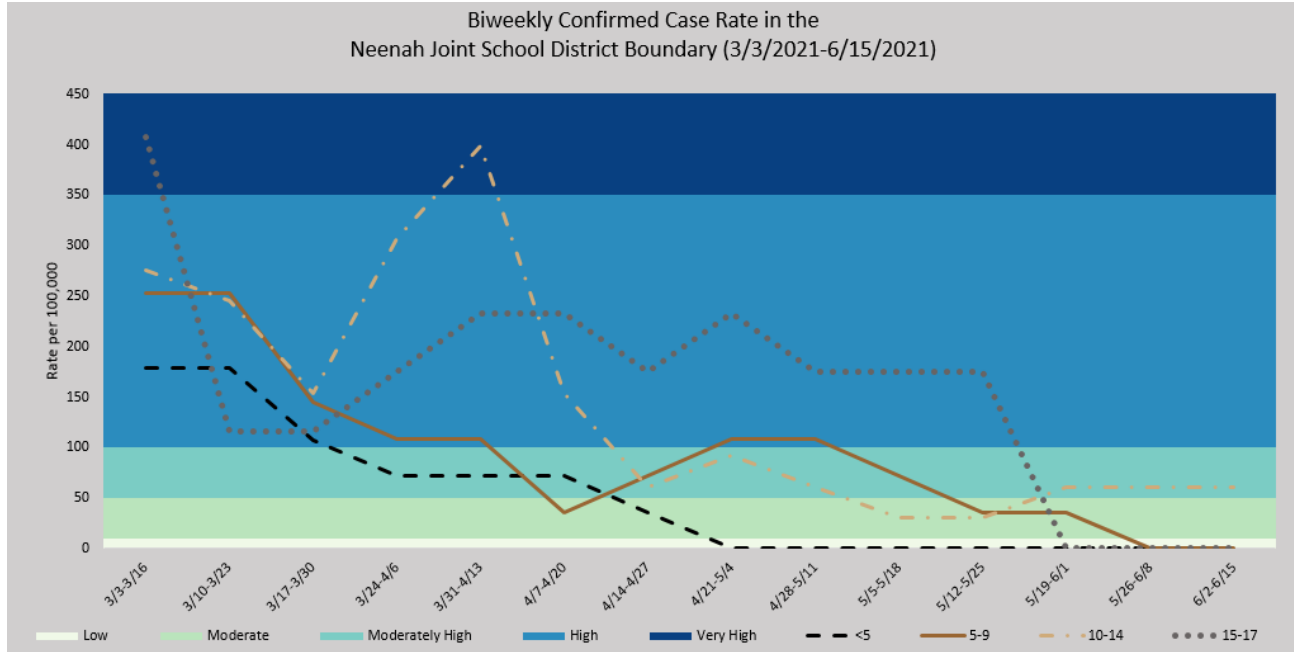
Confirmed Case Counts Among Individuals under Age 18 Trended Over Time by School District Geographic Boundary

The tables below show the biweekly confirmed cases counts by school district geographic boundary across the past 3 months for individuals under age 18. The highlighted cells for Neenah and Oshkosh School District Geographic Boundaries are colors associated with the burden status. Please see the table on page 2 for more information on burden status. This information is not provided for Omro and Winneconne School District Geographic Boundaries due to the small population size.

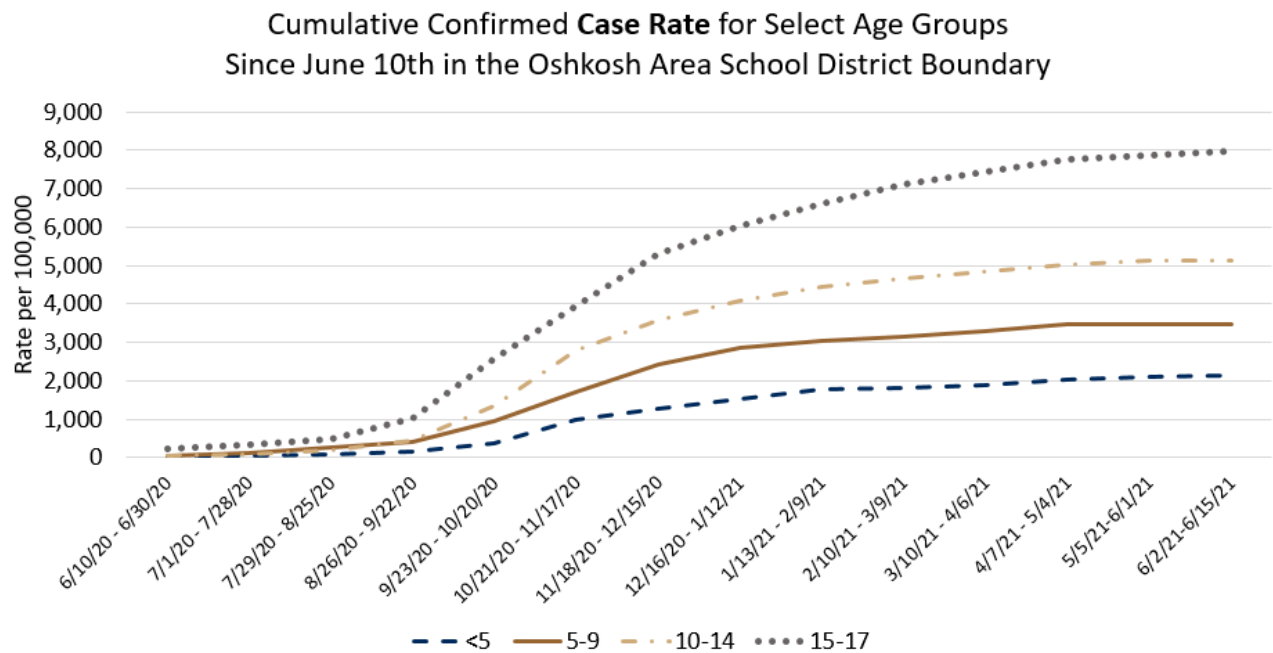
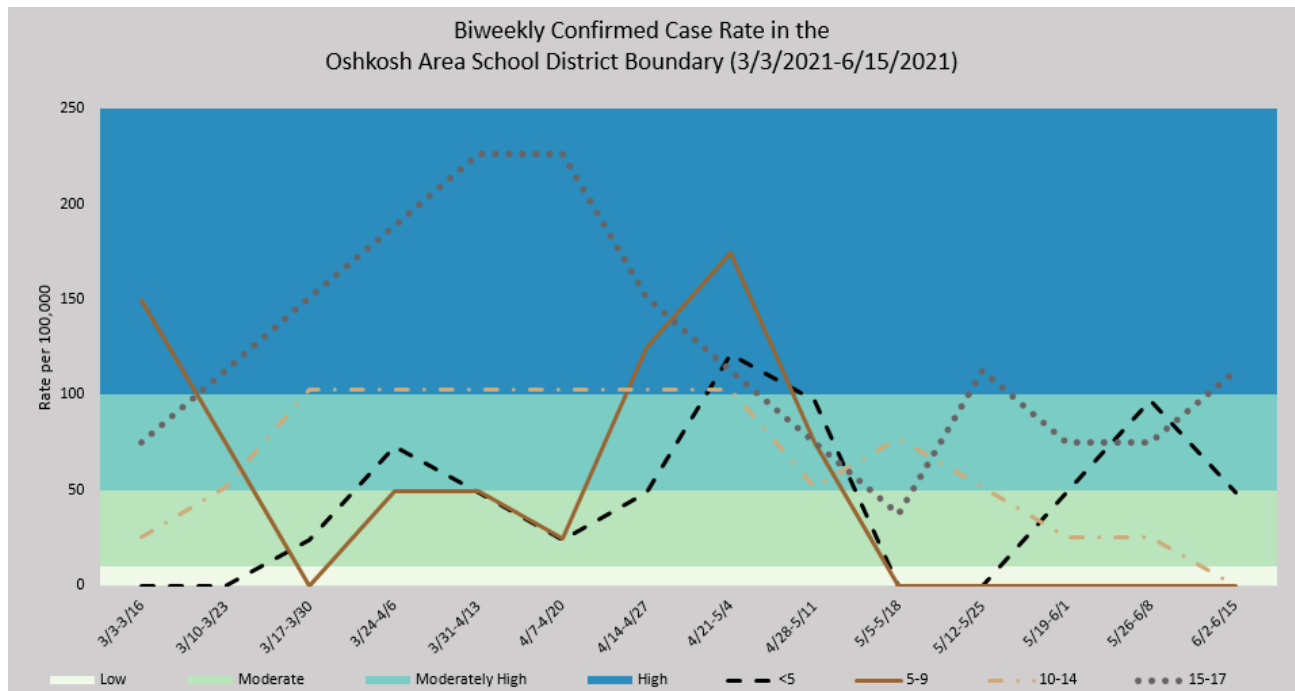
Week	Neenah SD Area		Omro SD Area		Oshkosh SD Area		Winneconne SD Area	
	# of cases (Age <18)	Rate per 100,000	# of cases (Age <18)	Rate per 100,000	# of cases (Age <18)	Rate per 100,000	# of cases (Age <18)	Rate per 100,000
3/17-3/30	14	132.9	0	0.0	9	61.3	3	156.3
3/24-4/6	18	170.8	1	53.6	14	95.4	5	260.4
3/31-4/13	22	208.8	5	268.0	14	95.4	3	156.3
4/7-4/20	12	113.9	4	214.4	12	81.7	4	208.3
4/14-4/27	8	75.9	0	0.0	15	102.2	3	156.3
4/21-5/4	10	94.9	1	53.6	19	129.4	0	0.0
4/28-5/11	8	75.9	3	160.8	11	74.9	2	104.2
5/5-5/18	6	56.9	6	321.5	4	27.2	2	104.2
5/12-5/25	5	47.4	5	268.0	5	34.1	0	0.0
5/19-6/1	3	28.5	2	107.2	5	34.1	0	0.0
5/26-6/8	2	19.0	1	53.6	7	47.7	0	0.0
6/2-6/15	2	19.0	0	0.0	5	34.1	0	0.0

NEENAH JOINT SCHOOL DISTRICT GEOGRAPHIC BOUNDARY

The graphs on the following pages show how case rates by age group have changed over time for Oshkosh and Neenah School District boundaries. The first graph on each page shows the biweekly confirmed case rates per 100,000 residents. The second graph shows the cumulative confirmed case rates. Cumulative case rates will always trend upward, it is the rate of increase in that trend that helps us understand what populations are being impacted the most. Omro and Winneconne do not have similar graphs due to small population size and small confirmed case counts in these geographic areas.



OSHKOSH AREA SCHOOL DISTRICT GEOGRAPHIC BOUNDARY



Background Information

This report provides *preliminary* data on the confirmed COVID-19 cases from June 2, 2021 – June 15, 2021.

A person is counted as a confirmed COVID-19 case if they had a positive confirmatory laboratory test (for example, polymerase chain reaction (PCR) tests or nucleic acid amplification tests (NAT) that detect genetic material of SARS-CoV-2, the virus that causes COVID-19). Antigen positive tests are counted as probable cases and are not currently included in the case count rates and graphs in this report. Please view the General Weekly Data Report to learn more about the confirmed and probable case counts, rates, and burden level.

Dates utilized for all graphs and tables are based on test result date and may not represent final reported case counts. Data may be underreported for recent days because results can take multiple days to be reported to the health department. This means the number of tests and percent positivity may change in next week's report. As this is a weekly report for the past 14 days, there will always be a week of overlap between reports.

Data by school district geographic boundary may differ from data provided by the respective school district. School district geographic boundaries are the geographic area from which children are **eligible** to attend a certain school district. Data by school district geographic boundary includes cases among all individuals that live within that boundary regardless of age or where they attend school. In this report, data for school age children (5-17) does not differentiate between where they actually attend school or if they are homeschooled.

For school district specific COVID-19 information:

- [Neenah Joint School District](#)
- [Omro School District](#)
- [Oshkosh Area School District](#)
- [Winneconne Community School District](#)

*The COVID-19 data provided in this report is specific to the Winnebago County Health Department (WCHD) jurisdiction (population: 153,748). It does not include the portions of the City of Menasha or City of Appleton that fall within Winnebago County as those areas fall within the jurisdiction of the [City of Menasha Health Department](#) and [City of Appleton Health Department](#). As of October 3, 2020, data reports from the Winnebago County Health Department do not include test results from residents in Wisconsin Department of Corrections facilities, which includes the Oshkosh Correctional Institute. This data can be found on the Wisconsin Department of Corrections [website](#).

Data provided on the [Department of Health Services website](#) may be different than the information provided by WCHD because the state reports data for the entire county based on address, which includes those portions of Menasha and Appleton as well as the correctional facilities.

For additional Winnebago County Health Department COVID-19 information:

- [WCHD COVID-19 Webpage](#)
- [General Weekly Data Summaries](#)
- [Municipality Weekly Data Summaries](#)
- [Trend Data Graphs](#)