



Public Health
Prevent. Promote. Protect.

**Winnebago County
Health Department**

Winnebago County Health Department COVID-19 Weekly Data Summary

June 17, 2022

COVID-19 WEEKLY SNAPSHOT FOR WINNEBAGO COUNTY

Community
Level:

LOW

Decrease in level
Since 6/9/22

Cases per Day
(7-Day Average):

38

-7 cases on avg.
since 6/9/22

Hospitalizations in
Fox Valley:

23

+8 patients
Since 6/9/22

Key Points:

- Our CDC community level is now **LOW** due to a decrease in total cases.
- Hospitalizations have increased but are still low overall for the region.
- General recommendations (click each statement for more information):
 - Get tested if you are ill or suspect exposure.
 - Vaccinate or get your booster if you are not up to date.
 - If you are at high risk for severe illness or in contact with people who are high risk, take precautions.
- Beginning next week, June 24, 2022, the Weekly Data Summary will no longer be sent out weekly in an email, but will continue to be posted on the WCHD website [here](#) every Friday and will be found in the Situation Update email. The Situation Update will be emailed every other week beginning next week.

VACCINATION DATA

Effective June 17, 2022 we will no longer be publishing vaccination data.

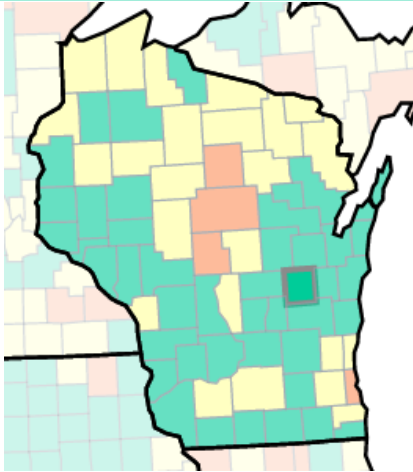
To find this data please visit:

[COVID-19: Vaccine Data | Wisconsin Department of Health Services.](#)

Visit www.wcvaccine.org for local vaccination locations

WINNEBAGO COUNTY CDC COMMUNITY LEVEL

**Winnebago County's
CDC Community Level is
LOW**



Community Recommendations:

- Get tested if you have symptoms or were exposed. Stay home if you are sick and waiting for results.
- Get vaccinated. Staying up to date on your COVID-19 vaccines is the best thing you can do, no matter the community level.

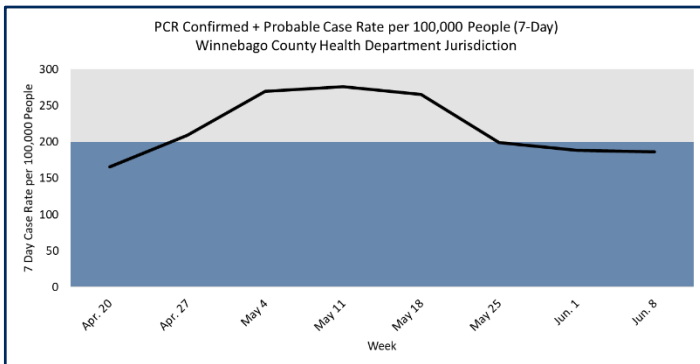
Current Community Level Metrics for Winnebago County:

- Case rate per 100,000 population: 183.82
- New COVID-19 admissions per 100,000 population: 6.1
- % staffed inpatient beds, patients with confirmed COVID-19: 4.8%

Find additional information about Community Level on [our website](#).

7 DAY CASE RATE FOR PCR CONFIRMED + PROBABLE CASES

WINNEBAGO COUNTY HEALTH DEPARTMENT JURISDICTION

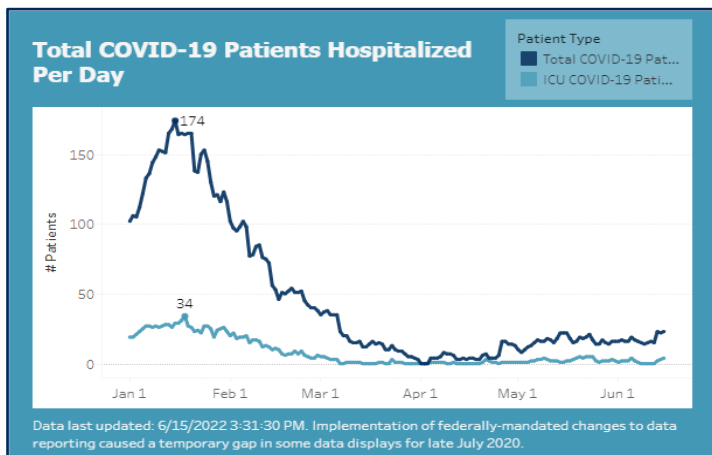


186.0
Cases per
100,000 people

188.6
Previous
week



HOSPITALIZATIONS IN FOX VALLEY HERC REGION

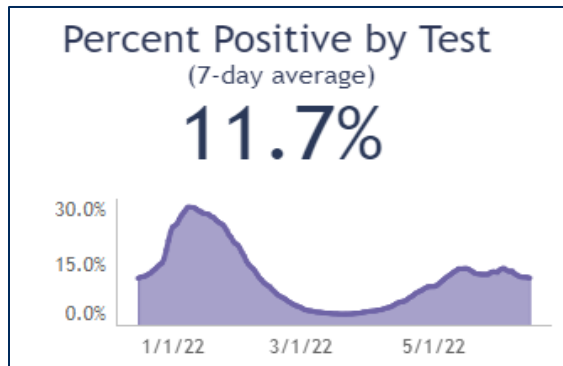


23
Number of
patients
hospitalized

15
Previous
week



PERCENT POSITIVITY FOR WISCONSIN (PAST 7 DAYS)



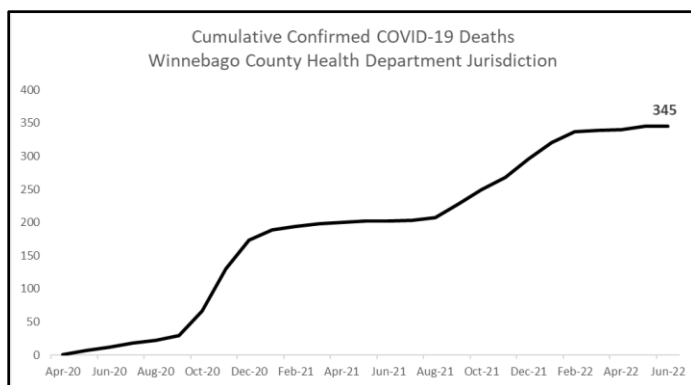
11.7%
Percent
Positivity
current week

12.7%
Percent
Positivity
previous week



[Click here for testing locations in Winnebago County.](#)

NEW DEATHS OCCURRING IN THE PAST 4 WEEKS



345
Total deaths
in our
jurisdiction

+1
Death
in the past
4 weeks



WASTEWATER SURVEILLANCE DATA

Effective June 17, 2022 we will no longer be publishing the Wastewater Surveillance Data.

To find this data please visit:

[COVID-19: Vaccine Data | Wisconsin Department of Health Services](#)

Additional COVID-19 Information:

[WCHD COVID-19 Webpage](#)

[COVID-19 Vaccination Locations and Resources](#)

[Weekly Data Summaries](#)

[Situation Update](#)

[WI DHS COVID Data](#)

[CDC Variant Tracker](#)

[COVID-19 Testing Locations and Resources](#)

[CDC Community Level](#)

[New York Times Winnebago County Data](#)

Staying up to date with COVID-19 [vaccines](#), getting [tested](#) if you have symptoms or were [exposed](#), and [isolating](#) if infected continue to be important tools in reducing spread of the virus.