



Public Health
Prevent. Promote. Protect.

**Winnebago County
Health Department**

Winnebago County Health Department Municipalities Weekly COVID Data Summary

May 27, 2021

Summary

Of Winnebago County residents aged 12 or older, 51.7% have received at least one dose of the COVID-19 vaccine. Help protect our community by getting the COVID-19 vaccine and continue to [wear a mask](#) if unvaccinated or where masks are required. Over 50 people a week are still testing positive for COVID-19 in Winnebago County. Vaccines are available any day of the week at a site near you. Visit www.wcvaccine.org to see where you can get vaccinated and to get answers to your questions about the vaccine.

- Everyone [12 and older](#) is eligible to receive the COVID-19 vaccine. *Pfizer is the only vaccine currently approved for anyone 12 to 17 years old.* Not [all locations](#) administer vaccines to those under 18, and not all locations carry Pfizer. All individuals, regardless of where they live, are able to receive a COVID-19 vaccine. There should be no missed opportunity to vaccinate. The vaccine continues to be available at no cost and no ID or insurance are required. Visit www.wcvaccine.org to find a vaccine near you. When you are fully vaccinated, you may start to return to normal activities. Read more [here](#).
- As of May 26, **138,431** COVID-19 vaccine doses have been administered to Winnebago County residents, and **4,969,387** doses of COVID-19 vaccine have been administered to Wisconsin residents.
- **The confirmed + probable case burden is moderately high for our jurisdiction.** The confirmed + probable case rate over the past 2 weeks for our jurisdiction is 67.0 cases per 100,000 people, which is an 18% decrease from the case rate of 82.0 cases per 100,000 people reported last week. The number of cases (confirmed/probable) in the first week of this 2-week timeframe was 49/7 and for this most recent week was 41/6.
- Although the number of vaccinated people is increasing and the number of cases is decreasing, it is important that we keep up with safety and prevention measures. If unvaccinated and in public spaces, please continue to social distance, [wear masks](#), and wash your hands.
- Get a COVID-19 test if you have symptoms, were exposed to the virus, or feel you need a test even though you don't have symptoms. Testing resources are plentiful, and the CDC encourages widespread testing to identify asymptomatic cases so measures can be taken to avoid the spread of COVID-19. [Sunnyview Expo Center](#) PCR test results have a quick turnaround. [Department of Health Services](#) is also offering at-home saliva sample collection kits to test for current COVID-19 infection.
- In the past two weeks, individuals aged 25-29 had the highest PCR confirmed case rates of 148.0 per 100,000 people. Rates were lowest in those aged 50-59 (35.0 cases per 100,000 people).
- There are currently 15 COVID-19 patients hospitalized in the Fox Valley.
- There has been a total of 190 confirmed COVID-19 deaths among confirmed and probable cases in the Winnebago County Health Department jurisdiction.
- Over this past week, 2.5% of [PCR tests in Wisconsin](#) were positive, 1.2% of PCR tests across all of Winnebago County were positive, and 1.3% of PCR tests across Winnebago County Health Department jurisdiction were positive. Over the past two weeks, 1.5% of PCR tests were positive in our jurisdiction.
- Over the past two weeks, a daily average of 438 PCR tests were conducted among residents within the Winnebago County Health Department jurisdiction.

Confirmed Cases (PCR tests only) by Municipality for the Past Two Weeks
(May 12 – May 25)

Municipality	Confirmed Case Count for past 2 weeks	Case Rate (per 100,000)	Burden**	Population***
City of Oshkosh	33	49.6	Moderate	66,595
City of Neenah	13	49.4	Moderate	26,333
Village of Fox Crossing	21	110.0	High	19,090
City of Omro	Less than 5 cases		<i>The populations in these municipalities are too small to provide burden status. Case rates fluctuate greatly with small population sizes. Interpret with caution, rely more on case counts and trend of case counts over time to estimate risks.</i> <i>Data is suppressed for municipalities with fewer than five confirmed cases in the past two weeks. See Case Rate by region graph on page 4.</i>	3,584
Town of Algoma	Less than 5 cases			6,939
Town of Black Wolf	Less than 5 cases			2,446
Town of Clayton	Less than 5 cases			4,193
Town of Neenah	0	0.0		3,632
Town of Nekimi	0	0.0		1,422
Town of Nepeuskun	0	0.0		743
Town of Omro	Less than 5 cases			2,325
Town of Oshkosh	Less than 5 cases			2,480
Town of Poygan	Less than 5 cases			1,327
Town of Rushford	Less than 5 cases			1,612
Town of Utica	Less than 5 cases			1,337
Town of Vinland	0	0.0		1,736
Town of Winchester	0	0.0		1,824
Town of Winneconne	5	205.3		2,436
Town of Wolf River	Less than 5 cases			1,195
Village of Winneconne	0	0.0		2,499
Rural Regions****				
Central	11	101.4	High	10,844
Northeast	1	10.5	Moderate	9,561
Southeast	5	37.6	Moderate	13,287
West	6	74.6	Moderately High	8,038
Winnebago County Health Department Jurisdiction	90	58.5	Moderately High	153,748
Winnebago County	108	63.8	Moderately High	169,861
Wisconsin	4,912	85.0	Moderately High	

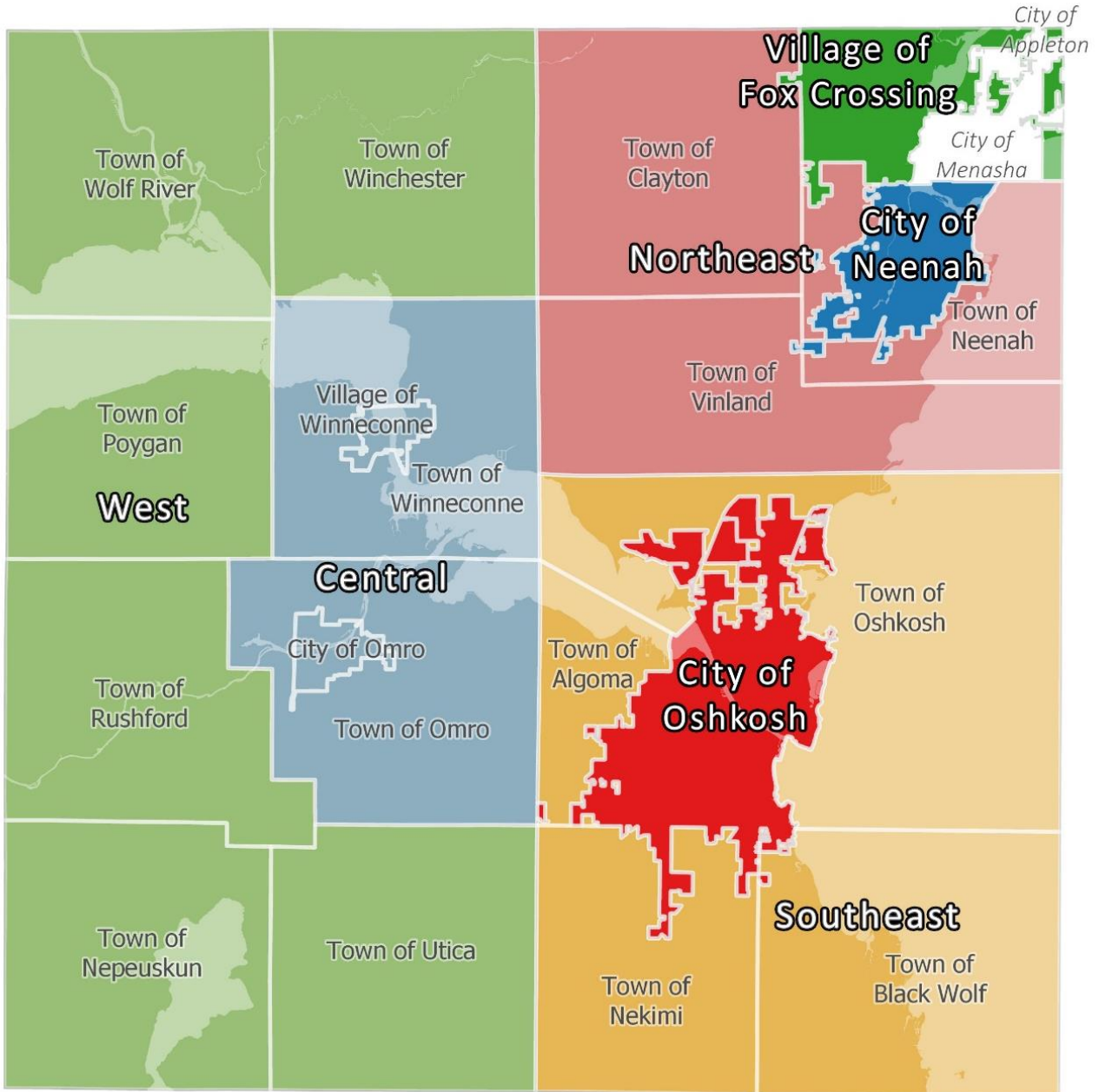
**Burden is based off of the case rate per 100,000 people in the past two weeks. See table on page 4 for more information on Burden Status for our county. Visit the DHS website for more information on this indicator at the state level

<https://www.dhs.wisconsin.gov/covid-19/local.htm>

***Population for municipality was retrieved from https://doa.wi.gov/DIR/Final_Ests_Muni_2020.pdf. Winnebago County Health Department Jurisdiction does not include the portions of the City of Menasha and the City of Appleton that fall within Winnebago County but report to their own health departments.

****Due to population size, the smaller municipalities were grouped together into rural regions (See map on pg. 3)

Winnebago County Map by Regions



- **West:** Towns of Nepeuskun, Poygan, Rushford, Utica, Winchester, and Wolf River
- **Northeast:** Towns of Clayton, Neenah, and Vinland
- **Southeast:** Towns of Algoma, Black Wolf, Nekimi, and Oshkosh
- **Central:** City of Omro, Towns of Omro & Winneconne, and Village of Winneconne

Number of Confirmed Cases (PCR tests only) and Rate per 100,000 People for Select Municipalities in the Past Two Weeks (May 12 – May 25)

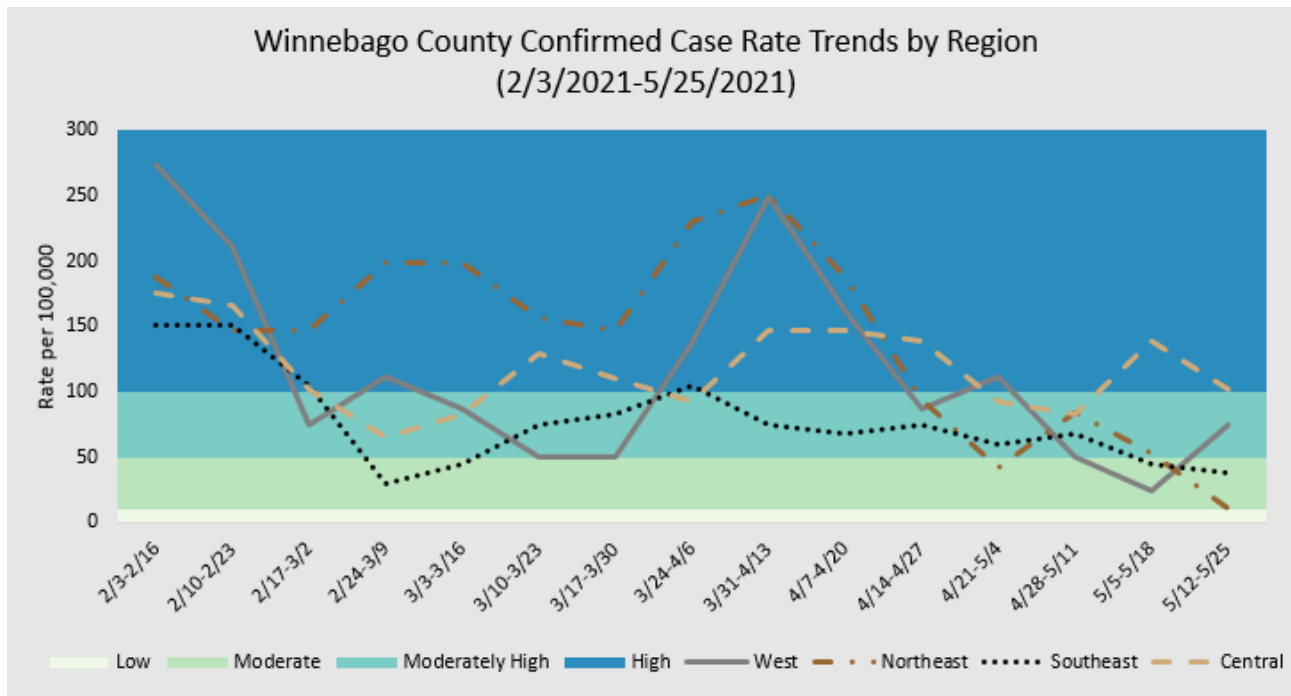
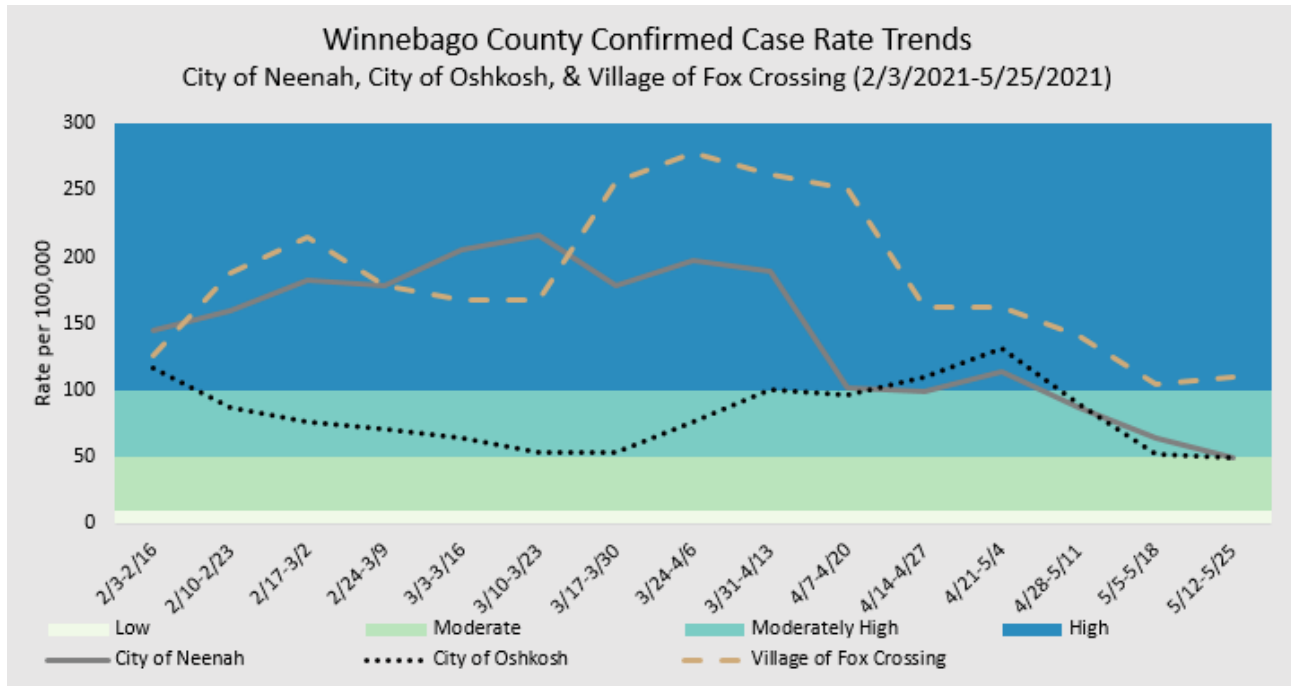
Age Group	City of Neenah			City of Oshkosh			Village of Fox Crossing		
	Number of cases	Rate per 100,000	Pop.	Number of cases	Rate per 100,000	Pop.	Number of cases	Rate per 100,000	Pop.
<18	4	63.0	6,347	4	33.8	11,836	5	130.7	3,825
18-24	0	0.0	1,864	5	38.6	12,962	4	229.5	1,743
25-29	2	110.9	1,803	5	95.0	5,261	5	332.7	1,503
30-39	2	58.2	3,439	7	78.8	8,882	1	38.3	2,611
40-49	0	0.0	3,371	4	53.4	7,491	4	224.1	1,785
50-59	2	51.9	3,850	2	24.4	8,206	1	29.5	3,385
60-69	3	109.5	2,739	4	70.7	5,658	1	47.8	2,091
70-79	0	0.0	1,547	1	31.2	3,209	0	0.0	1,227
80+	0	0.0	926	1	32.2	3,105	0	0.0	618
Total	13	50.2	25,886	33	49.5	66,610	21	111.8	18,788

Burden Status	Case Rate per 100,000 residents in the past two weeks	City of Neenah	City of Oshkosh	Village of Fox Crossing
Low	Case rate is less than or equal to 10.	Less than 3 cases.	Less than 7 case.	Less than 2 cases.
Moderate	Case rate is greater than 10, but less than or equal to 50.	Greater than 3 cases, but less than or equal to 13 cases.	Greater than 7 case, but less than or equal to 33 cases.	Greater than 2 cases, but less than or equal to 10 cases.
Moderately High	Case rate is greater than 50, but less than or equal to 100.	Greater than 13 cases, but less than or equal to 26 cases.	Greater than 33 cases, but less than or equal to 67 cases.	Greater than 10 cases, but less than or equal to 19 cases.
High	Case rate is greater than 100, but less than or equal to 350.	Greater than 26 cases, but less than or equal to 92 cases.	Greater than 67 cases, but less than or equal to 233 cases.	Greater than 19 cases, but less than or equal to 67 cases.
Very High	Case rate is greater than 350, but less than or equal to 1,000.	Greater than 92 cases, but less than or equal to 263 cases.	Greater than 233 cases, but less than or equal to 666 cases.	Greater than 67 cases, but less than or equal to 191 cases.
Critically High	Case rate is greater than 1,000.	Greater than 263 cases.	Greater than 666 cases.	Greater than 191 cases.

Case rate is determined by number of new confirmed cases in a particular group (such as a municipality) during the past two weeks, divided by the population of that particular group, multiplied by 100,000. Rates can fluctuate greatly with small population sizes making it difficult to call out high rates. Burden Status will only be provided for City of Neenah, City of Oshkosh, and Village of Fox Crossing due to population size. Number of cases for each Burden Status refers to the number of confirmed cases during a two-week time span.

Confirmed Case Rate Trends by Municipality

The graphs below show confirmed case rate per 100,000 people by municipalities. These case rates are based on confirmed case counts during a two-week time span.



****Due to population size, the smaller municipalities were grouped together into the following rural regions (See map on pg. 3)

- West: Towns of Nepeuskun, Poygan, Rushford, Utica, Winchester, and Wolf River
- Northeast: Towns of Clayton, Neenah, and Vinland
- Southeast: Towns of Algoma, Black Wolf, Nekimi, and Oshkosh
- Central: City of Omro, Towns of Omro & Winneconne, and Village of Winneconne

Active Cases and Total Number of Confirmed Cases by Municipality (3/11/20 – 5/26/21)

A person is counted as an active COVID-19 case if they had a positive confirmatory laboratory test (for example, a test that detects the virus in the nose or throat) and are currently in isolation.

Municipality	Active Cases		Total Cases
	Number of Active Cases	Percent of Total Cases	Total Number of Confirmed Cases
City of Oshkosh	29	<1%	6,479
City of Neenah	10	<1%	2,523
Village of Fox Crossing	18	1%	1,998
City of Omro	Less than 5 cases		449
Town of Algoma	Less than 5 cases		667
Town of Black Wolf	Less than 5 cases		237
Town of Clayton	Less than 5 cases		425
Town of Neenah	0	0%	340
Town of Nekimi	0	0%	139
Town of Nepeuskun	0	0%	63
Town of Omro	Less than 5 cases		220
Town of Oshkosh	Less than 5 cases		237
Town of Poygan	Less than 5 cases		118
Town of Rushford	0	0%	142
Town of Utica	Less than 5 cases		116
Town of Vinland	0	0%	165
Town of Winchester	0	0%	184
Town of Winneconne	Less than 5 cases		273
Town of Wolf River	Less than 5 cases		119
Village of Winneconne	0	0%	263
Rural Regions****			
Central	8	1%	1,205
Northeast	1	<1%	930
Southeast	4	<1%	1,280
West	5	1%	742
Winnebago County Health Department Jurisdiction	75	<1%	15,158
Wisconsin	5,649	1%	608,991

 - Data is suppressed for municipalities with fewer than five active confirmed cases.

Background Information

This report provides *preliminary* data on the confirmed COVID-19 cases from May 12, 2021 – May 25, 2021. **A person is counted as a confirmed COVID-19 case if they had a positive confirmatory laboratory test (for example, polymerase chain reaction (PCR) tests or nucleic acid amplification tests (NAT) that detect genetic material of SARS-CoV-2, the virus that causes COVID-19). Antigen positive tests are counted as probable cases and are not currently included in the case count rates and graphs in this report.** Please view the General Weekly Data Report to learn more about the confirmed and probable case counts, rates, and burden level.

Dates utilized for all graphs and tables are based on test result date and may not represent final reported case counts. Data may be underreported for recent days because results can take multiple days to be reported to the health department. This means the number of tests and percent positivity may change in next week's report. As this is a weekly report for the past 14 days, there will always be a week of overlap between reports.

*The COVID-19 data provided in this report is specific to the Winnebago County Health Department (WCHD) jurisdiction (population: 153,748). It does not include the portions of the City of Menasha or City of Appleton that fall within Winnebago County as those areas fall within the jurisdiction of the [City of Menasha Health Department](#) and [City of Appleton Health Department](#). As of October 3, 2020, data reports from the Winnebago County Health Department do not include test results from residents in Wisconsin Department of Corrections facilities, which includes the Oshkosh Correctional Institute. This data can be found on the Wisconsin Department of Corrections [website](#). Data provided on the [Department of Health Services website](#) may be different than the information provided by WCHD because the state reports data for the entire county based on address, which includes those portions of Menasha and Appleton as well as the correctional facilities.

For additional Winnebago County Health Department COVID-19 information:

- [WCHD COVID-19 Webpage](#)
- [General Weekly Data Summaries](#)
- [School District Weekly Data Summaries](#)
- [Trend Data Graphs](#)