



Public Health
Prevent. Promote. Protect.

**Winnebago County
Health Department**

Winnebago County Health Department Municipalities Weekly COVID Data Summary

May 13, 2021

Summary

Winnebago County Health Department will be offering free walk-in COVID-19 vaccination clinics every Wednesday in May and June at Sunnyview Expo Center from 1pm-6pm. Vaccines are also available any day of the week at a site near you. See www.wcvaccine.org for more information on vaccine availability. Only 36.5% of the total Winnebago County population have completed the vaccine series. Let's prioritize getting vaccinated and continuing to wear a mask, particularly indoors with other unvaccinated persons.

- [Wisconsin Department of Health Services](#) announced that children 12-15 years old are now eligible to receive the Pfizer COVID-19 vaccine. *Pfizer is the only vaccine currently available for anyone 12 to 17 years old.* Not [all locations](#) administer vaccines to those under 18 and not all locations carry Pfizer. Anyone that lives, works, or studies in Wisconsin can get vaccinated for free—even if you cannot provide proof of residency, do not have a valid state identification, or do not have insurance. Visit www.wcvaccine.org to find a vaccine near you. When you do get vaccinated, please see these [tips](#).
- As of May 12, **128,803** COVID-19 vaccine doses have been administered to Winnebago County residents, and **4,639,590** doses of COVID-19 vaccine have been administered to Wisconsin residents. A little more than half (51.3%) of Winnebago County residents aged 16+ have received at least one dose of the COVID-19 vaccine.
- **The confirmed + probable case burden continues to remain high in our jurisdiction.** The confirmed + probable case rate over the past 2 weeks for our jurisdiction is 116.4 cases per 100,000 people, which is a decrease from the case rate of 139.8 cases per 100,000 people reported last week. The number of cases (confirmed/probable) in the first week of this 2-week timeframe was 89/22 and for this most recent week was 49/19. For the 2-week timeframe, there was a 39% decrease in the confirmed + probable case count from the first week (4/28-5/4) to the second week (5/5-5/11).
- As the number of cases continue to remain high, it is important that we keep up with safety and prevention measures. In public spaces continue to social distance, [wear masks](#), and wash your hands.
- [Anyone who feels they need a COVID test should get a test.](#) Anyone with symptoms, with known exposure as well as those without symptoms but feel they have a need for a test should get tested. Testing resources are plentiful and the CDC encourages widespread testing to identify asymptomatic cases so measures can be taken to avoid the spread of COVID-19. [Sunnyview Expo Center](#) PCR test results have a quick turnaround. [Department of Health Services](#) is also offering at-home saliva sample collection kits to test for current COVID-19 infection.
- In the past two weeks, individuals aged 30-39 had the highest PCR confirmed case rates of 150.5 per 100,000 people. Rates were lowest in those aged 60+ (49.4 cases per 100,000 people).
- There are currently 16 COVID-19 patients hospitalized in the Fox Valley.
- There has been a total of 190 confirmed COVID-19 deaths among confirmed and probable cases in the Winnebago County Health Department jurisdiction.
- Over this past week, 3.1% of [PCR tests in Wisconsin](#) were positive, 2.0% of PCR tests across all of Winnebago County were positive, and 1.5% of PCR tests across Winnebago County Health Department jurisdiction were positive. Over the past two weeks, 2.1% of PCR tests were positive in our jurisdiction.
- Over the past two weeks, a daily average of 465 PCR tests were conducted among residents within the Winnebago County Health Department jurisdiction.

Confirmed Cases (PCR tests only) by Municipality for the Past Two Weeks (April 28 – May 11)

Municipality	Confirmed Case Count for past 2 weeks	Case Rate (per 100,000)	Burden**	Population***
City of Oshkosh	59	88.6	Moderately High	66,595
City of Neenah	23	87.3	Moderately High	26,333
Village of Fox Crossing	27	141.4	High	19,090
City of Omro	5	139.5	<i>The populations in these municipalities are too small to provide burden status. Case rates fluctuate greatly with small population sizes. Interpret with caution, rely more on case counts and trend of case counts over time to estimate risks.</i> <i>Data is suppressed for municipalities with fewer than five confirmed cases in the past two weeks. See Case Rate by region graph on page 4.</i>	3,584
Town of Algoma	5	72.1		6,939
Town of Black Wolf	0	0.0		2,446
Town of Clayton	Less than 5 cases			4,193
Town of Neenah	Less than 5 cases			3,632
Town of Nekimi	Less than 5 cases			1,422
Town of Nepeuskun	0	0.0		743
Town of Omro	Less than 5 cases			2,325
Town of Oshkosh	Less than 5 cases			2,480
Town of Poygan	0	0.0		1,327
Town of Rushford	Less than 5 cases			1,612
Town of Utica	0	0.0		1,337
Town of Vinland	Less than 5 cases			1,736
Town of Winchester	Less than 5 cases			1,824
Town of Winneconne	0	0.0		2,436
Town of Wolf River	Less than 5 cases			1,195
Village of Winneconne	Less than 5 cases			2,499
Rural Regions****				
Central	9	83.0	Moderately High	10,844
Northeast	7	73.2	Moderately High	9,561
Southeast	9	67.7	Moderately High	13,287
West	4	49.8	Moderate	8,038
Winnebago County Health Department Jurisdiction	138	89.8	Moderately High	153,748
Winnebago County	176	103.9	High	169,861
Wisconsin	7,826	135.4	High	

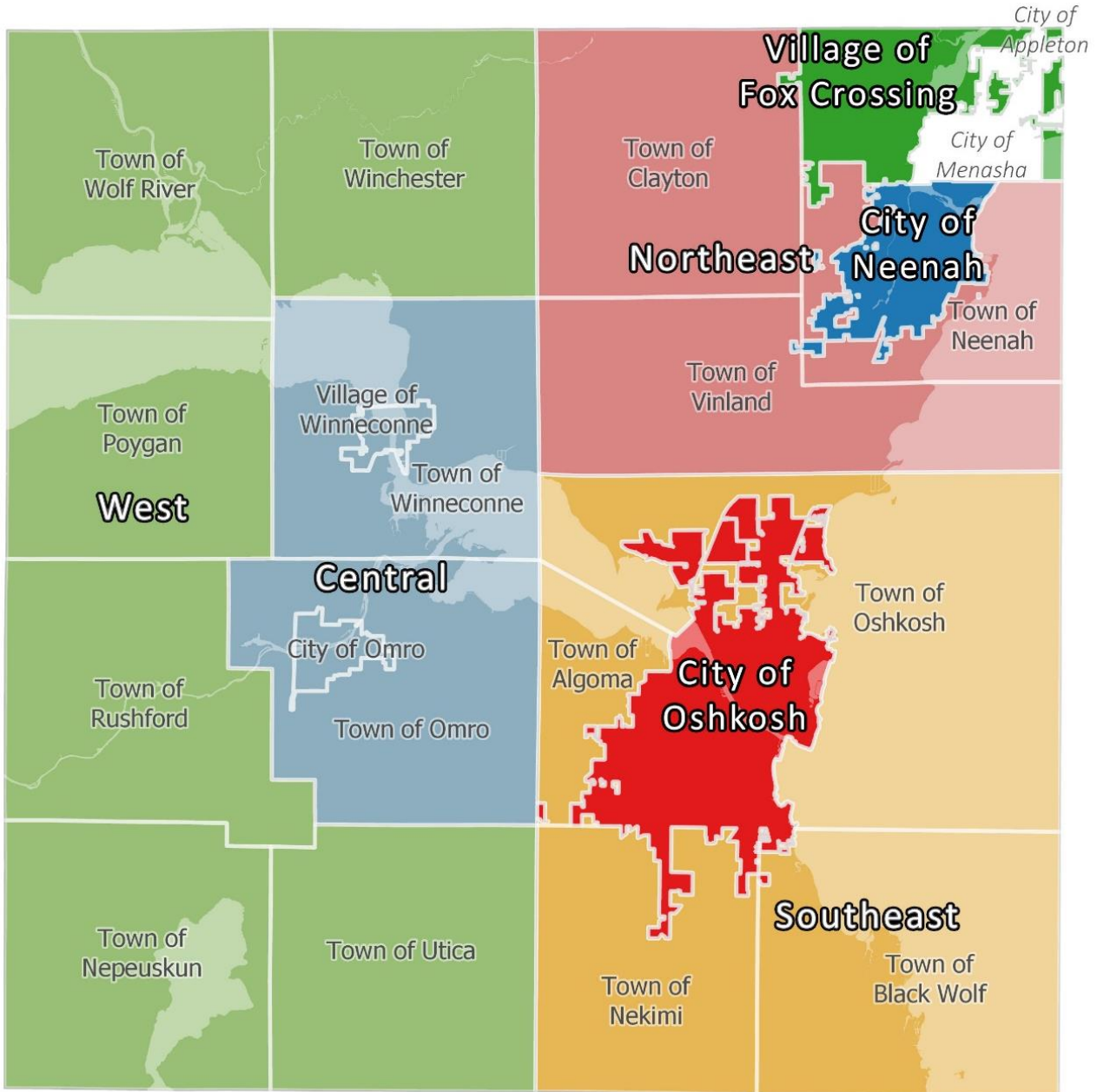
**Burden is based off of the case rate per 100,000 people in the past two weeks. See table on page 4 for more information on Burden Status for our county. Visit the DHS website for more information on this indicator at the state level

<https://www.dhs.wisconsin.gov/covid-19/local.htm>

***Population for municipality was retrieved from https://doa.wi.gov/DIR/Final_Ests_Muni_2020.pdf. Winnebago County Health Department Jurisdiction does not include the portions of the City of Menasha and the City of Appleton that fall within Winnebago County but report to their own health departments.

****Due to population size, the smaller municipalities were grouped together into rural regions (See map on pg. 3)

Winnebago County Map by Regions



- **West:** Towns of Nepeuskun, Poygan, Rushford, Utica, Winchester, and Wolf River
- **Northeast:** Towns of Clayton, Neenah, and Vinland
- **Southeast:** Towns of Algoma, Black Wolf, Nekimi, and Oshkosh
- **Central:** City of Omro, Towns of Omro & Winneconne, and Village of Winneconne

Number of Confirmed Cases (PCR tests only) and Rate per 100,000 People for Select Municipalities in the Past Two Weeks (April 28 – May 11)

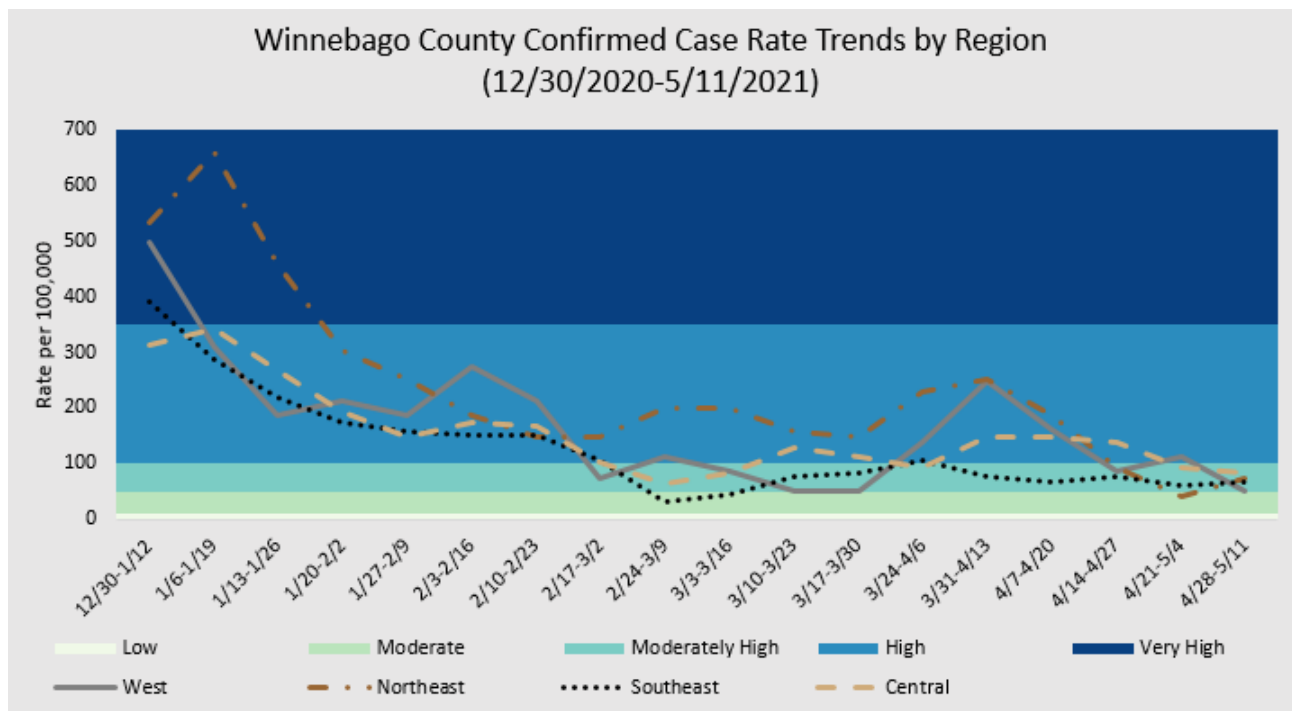
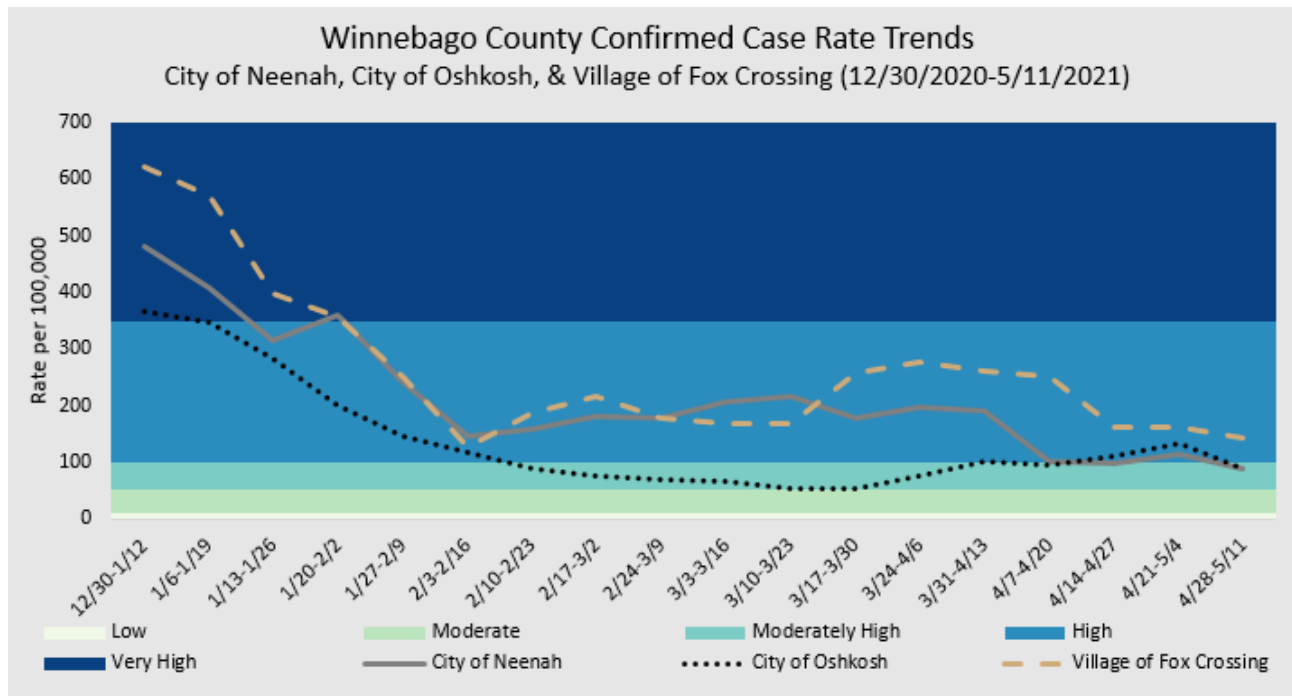
	City of Neenah			City of Oshkosh			Village of Fox Crossing		
Age Group	Number of cases	Rate per 100,000	Pop.	Number of cases	Rate per 100,000	Pop.	Number of cases	Rate per 100,000	Pop.
<18	5	78.8	6,347	10	84.5	11,836	11	287.6	3,825
18-24	2	107.3	1,864	16	123.4	12,962	0	0.0	1,743
25-29	2	110.9	1,803	2	38.0	5,261	1	66.5	1,503
30-39	5	145.4	3,439	14	157.6	8,882	6	229.8	2,611
40-49	7	207.7	3,371	4	53.4	7,491	4	224.1	1,785
50-59	0	0.0	3,850	7	85.3	8,206	3	88.6	3,385
60-69	2	73.0	2,739	5	88.4	5,658	1	47.8	2,091
70-79	0	0.0	1,547	1	31.2	3,209	0	0.0	1,227
80+	0	0.0	926	0	0.0	3,105	1	161.8	618
Total	23	88.9	25,886	59	88.6	66,610	27	143.7	18,788

Burden Status	Case Rate per 100,000 residents in the past two weeks	City of Neenah	City of Oshkosh	Village of Fox Crossing
Low	Case rate is less than or equal to 10.	Less than 3 cases.	Less than 7 case.	Less than 2 cases.
Moderate	Case rate is greater than 10, but less than or equal to 50.	Greater than 3 cases, but less than or equal to 13 cases.	Greater than 7 case, but less than or equal to 33 cases.	Greater than 2 cases, but less than or equal to 10 cases.
Moderately High	Case rate is greater than 50, but less than or equal to 100.	Greater than 13 cases, but less than or equal to 26 cases.	Greater than 33 cases, but less than or equal to 67 cases.	Greater than 10 cases, but less than or equal to 19 cases.
High	Case rate is greater than 100, but less than or equal to 350.	Greater than 26 cases, but less than or equal to 92 cases.	Greater than 67 cases, but less than or equal to 233 cases.	Greater than 19 cases, but less than or equal to 67 cases.
Very High	Case rate is greater than 350, but less than or equal to 1,000.	Greater than 92 cases, but less than or equal to 263 cases.	Greater than 233 cases, but less than or equal to 666 cases.	Greater than 67 cases, but less than or equal to 191 cases.
Critically High	Case rate is greater than 1,000.	Greater than 263 cases.	Greater than 666 cases.	Greater than 191 cases.

Case rate is determined by number of new confirmed cases in a particular group (such as a municipality) during the past two weeks, divided by the population of that particular group, multiplied by 100,000. Rates can fluctuate greatly with small population sizes making it difficult to call out high rates. Burden Status will only be provided for City of Neenah, City of Oshkosh, and Village of Fox Crossing due to population size. Number of cases for each Burden Status refers to the number of confirmed cases during a two-week time span.

Confirmed Case Rate Trends by Municipality

The graphs below show confirmed case rate per 100,000 people by municipalities. These case rates are based on confirmed case counts during a two-week time span.




****Due to population size, the smaller municipalities were grouped together into the following rural regions
(See map on pg. 3)

- West: Towns of Nepeuskun, Poygan, Rushford, Utica, Winchester, and Wolf River
- Northeast: Towns of Clayton, Neenah, and Vinland
- Southeast: Towns of Algoma, Black Wolf, Nekimi, and Oshkosh
- Central: City of Omro, Towns of Omro & Winneconne, and Village of Winneconne

Active Cases and Total Number of Confirmed Cases by Municipality (3/11/20 – 5/12/21)

A person is counted as an active COVID-19 case if they had a positive confirmatory laboratory test (for example, a test that detects the virus in the nose or throat) and are currently in isolation.

Municipality	Active Cases		Total Cases
	Number of Active Cases	Percent of Total Cases	Total Number of Confirmed Cases
City of Oshkosh	36	1%	6,446
City of Neenah	14	1%	2,510
Village of Fox Crossing	19	1%	1,977
City of Omro	5	1%	447
Town of Algoma	Less than 5 cases		664
Town of Black Wolf	0	0%	236
Town of Clayton	Less than 5 cases		424
Town of Neenah	Less than 5 cases		339
Town of Nekimi	Less than 5 cases		139
Town of Nepeuskun	0	0%	63
Town of Omro	Less than 5 cases		216
Town of Oshkosh	Less than 5 cases		236
Town of Poygan	0	0%	117
Town of Rushford	Less than 5 cases		140
Town of Utica	0	0%	114
Town of Vinland	Less than 5 cases		165
Town of Winchester	Less than 5 cases		184
Town of Winneconne	Less than 5 cases		269
Town of Wolf River	Less than 5 cases		117
Village of Winneconne	Less than 5 cases		263
Rural Regions****			
Central	10	1%	1,195
Northeast	6	1%	928
Southeast	6	<1%	1,275
West	3	<1%	735
Winnebago County Health Department Jurisdiction	94	1%	15,067
Wisconsin	7,700	1%	604,112

 - Data is suppressed for municipalities with fewer than five active confirmed cases.

Background Information

This report provides *preliminary* data on the confirmed COVID-19 cases from April 28, 2021 – May 11, 2021.

A person is counted as a confirmed COVID-19 case if they had a positive confirmatory laboratory test (for example, polymerase chain reaction (PCR) tests or nucleic acid amplification tests (NAT) that detect genetic material of SARS-CoV-2, the virus that causes COVID-19). Antigen positive tests are counted as probable cases and are not currently included in the case count rates and graphs in this report. Please view the General Weekly Data Report to learn more about the confirmed and probable case counts, rates, and burden level.

Dates utilized for all graphs and tables are based on test result date and may not represent final reported case counts. Data may be underreported for recent days because results can take multiple days to be reported to the health department. This means the number of tests and percent positivity may change in next week's report. As this is a weekly report for the past 14 days, there will always be a week of overlap between reports.

*The COVID-19 data provided in this report is specific to the Winnebago County Health Department (WCHD) jurisdiction (population: 153,748). It does not include the portions of the City of Menasha or City of Appleton that fall within Winnebago County as those areas fall within the jurisdiction of the [City of Menasha Health Department](#) and [City of Appleton Health Department](#). As of October 3, 2020, data reports from the Winnebago County Health Department do not include test results from residents in Wisconsin Department of Corrections facilities, which includes the Oshkosh Correctional Institute. This data can be found on the Wisconsin Department of Corrections [website](#).

Data provided on the [Department of Health Services website](#) may be different than the information provided by WCHD because the state reports data for the entire county based on address, which includes those portions of Menasha and Appleton as well as the correctional facilities.

For additional Winnebago County Health Department COVID-19 information:

- [WCHD COVID-19 Webpage](#)
- [General Weekly Data Summaries](#)
- [School District Weekly Data Summaries](#)
- [Trend Data Graphs](#)