



Winnebago County Health Department

COVID-19 Data by School District Geographic Boundary

April 29, 2021

Summary

Although we are seeing a decrease in COVID-19 cases, getting our community vaccinated continues to be an important initiative. Only 31.0% of the total Winnebago County population have completed the vaccine series. Let's prioritize getting vaccinated and continuing to wear a mask, particularly indoors with other unvaccinated persons. Visit www.wcvaccine.org for information on where to get vaccinated.

- **Our confirmed + probable case burden has seen a decrease this week but case burden still remains high.** The confirmed + probable case rate over the past 2 weeks for our jurisdiction is 140.5 cases per 100,000 people, a 15% decrease from the 164.6 cases per 100,000 people reported last week. The number of cases (confirmed/probable) in the first week of this 2-week timeframe was 80/31 and for this most recent week is 84/21.
- As the number of cases continue to remain high, it is important that we keep up with safety and prevention measures. In public spaces continue to social distance, wear masks, and wash your hands.
- [Anyone who feels they need a COVID test should get a test.](#) Anyone with symptoms, with known exposure as well as those without symptoms but feel they have a need for a test should get tested. Testing resources are plentiful and the CDC encourages widespread testing to identify asymptomatic cases so measures can be taken to avoid the spread of COVID-19. [Sunnyview Expo Center](#) PCR test results have a quick turnaround. [Department of Health Services](#) is also offering at-home saliva sample collection kits to test for current COVID-19 infection.
- [Wisconsin Department of Health Services](#) encourages everyone age 16 and older to schedule a COVID-19 vaccination appointment. Anyone that lives, works, or studies in Wisconsin can get vaccinated for free—even if you cannot provide proof of residency, do not have a valid state identification, or do not have insurance. Visit www.wcvaccine.org to schedule an appointment. *Pfizer is the only vaccine currently available for 16 and 17 year-olds.* Not [all locations](#) administer vaccines to those under 18 as not all carry Pfizer. When you do get vaccinated, please see these [tips](#).
- As of April 28, **116,532** COVID-19 vaccine doses have been administered to Winnebago County residents, and **4,203,431** doses of COVID-19 vaccine have been administered to Wisconsin residents. Almost half (48.9%) of eligible residents (aged 16+) in Winnebago County have received at least one dose of the COVID-19 vaccine.
- In the past two weeks, individuals aged 25-29 had the highest PCR confirmed case rates of 167.8 per 100,000. Rates were lowest in those aged 60+ (58.7 cases per 100,000 people).
- There are currently 20 COVID-19 patients hospitalized in the Fox Valley.
- There has been a total of 188 confirmed COVID-19 deaths among confirmed and probable cases, with one new death occurring in the past two weeks.
- Over this past week, 3.2% of [PCR tests in Wisconsin](#) were positive, 2.5% of PCR tests across all of Winnebago County were positive, and 2.3% of PCR tests across Winnebago County Health Department jurisdiction were positive. Over the past two weeks, 2.3% of PCR tests were positive in our jurisdiction
- Over the past two weeks, a daily average of 519 PCR tests were conducted among residents within the Winnebago County Health Department jurisdiction.

Confirmed Cases by School District Geographic Boundary for the Past Two Weeks (April 14 – April 27)

There have been 150 new confirmed cases reported in the past two weeks within the geographic boundaries of the Neenah, Omro, Oshkosh, and Winneconne School Districts. An additional 14 confirmed cases reported were within the geographic boundaries of other school districts that only partially fall within our jurisdiction.

School District	Case Count for past 2 weeks	Case Rate (per 100,000)	Burden**	Population***
Neenah Joint School District Area	44	98.7	Moderately High	44,601
Omro School District Area	8	103.9	High	7,697
Oshkosh Area School District Area	81	100.7	High	80,408
Winneconne School District Area	17	175.2	High	9,701
Winnebago County Health Department Jurisdiction	164	106.7	High	153,748
Winnebago County	207	122.2	High	169,926
Wisconsin	8,995	155.6	High	

**Burden is based off of the case rate per 100,000 people in the past two weeks. See table below for more information on Burden Status for our county. Visit the DHS website for more information on this indicator <https://www.dhs.wisconsin.gov/covid-19/local.htm>

***Population for school district was retrieved from <https://nces.ed.gov/programs/edge/TableViewer/acsProfile/2018> Winnebago County Health Department Jurisdiction does not include the portions of the City of Menasha and the City of Appleton that fall within Winnebago County.

Burden Status	Case Rate per 100,000 residents in the past two weeks	Neenah SD Area	Omro SD Area	Oshkosh SD Area	Winneconne SD Area
Low	Case rate is less than or equal to 10.	Less than 4 cases.	Less than 1 case.	Less than 8 cases.	Less than 1 case.
Moderate	Case rate is greater than 10, but less than or equal to 50.	Greater than 4 cases, but less than or equal to 22 cases.	Greater than 1 case, but less than or equal to 4 cases.	Greater than 8 cases, but less than or equal to 40 cases.	Greater than 1 case, but less than or equal to 5 cases.
Moderately High	Case rate is greater than 50, but less than or equal to 100.	Greater than 22 cases, but less than or equal to 45 cases.	Greater than 4 cases, but less than or equal to 7 cases.	Greater than 40 cases, but less than or equal to 80 cases.	Greater than 5 cases, but less than or equal to 9 cases.
High	Case rate is greater than 100, but less than or equal to 350.	Greater than 45 cases, but less than or equal to 156 cases.	Greater than 7 cases, but less than or equal to 27 cases.	Greater than 80 cases, but less than or equal to 281 cases.	Greater than 9 cases, but less than or equal to 34 cases.
Very High	Case rate is greater than 350, but less than or equal to 1000.	Greater than 156 cases, but less than or equal to 446 cases.	Greater than 27 cases, but less than or equal to 77 cases.	Greater than 281 cases, but less than or equal to 804 cases.	Greater than 34 cases, but less than or equal to 97 cases.
Critically High	Case rate is greater than 1000.	Greater than 446 cases.	Greater than 77 cases.	Greater than 804 cases.	Greater than 97 cases.

Case rate is determined by number of new confirmed cases in a particular group (such as a school district) during the past two weeks, divided by the population of that particular group, multiplied by 100,000. Number of cases for each Burden Status refers to the number of cases during a two-week time span.

Number of Confirmed Cases and Rate per 100,000 People by School District Geographic Boundary in the Past Two Weeks (April 14 – April 27)

The highlighted cells for Neenah and Oshkosh School District Geographic Boundaries are colors associated with the burden status. Please see the table above for more information on burden status. This information is not provided for Omro and Winneconne School District Geographic Boundaries due to the small population size.

	Neenah SD Area		Omro SD Area		Oshkosh SD Area		Winneconne SD Area	
Age Group	# of cases	Rate per 100,000	# of cases	Rate per 100,000	# of cases	Rate per 100,000	# of cases	Rate per 100,000
<5	1	35.8	0	0.0	2	48.6	0	0.0
5-9	2	72.2	0	0.0	5	124.6	0	0.0
10-14	1	30.7	0	0.0	4	102.7	1	152.7
15-17	3	175.0	0	0.0	4	150.7	2	581.4
18-19	1	127.2	1	502.5	1	27.8	0	0.0
20-24	2	84.5	3	828.7	12	117.7	2	502.5
25-34	12	208.9	0	0.0	17	151.5	2	228.8
35-44	5	87.9	1	104.0	8	86.9	1	99.3
45-54	8	134.2	1	89.4	12	113.3	5	314.5
55-64	4	57.6	1	101.7	11	118.9	3	166.8
65-74	3	74.9	0	0.0	3	52.5	1	85.4
75-84	2	103.9	1	324.7	1	24.1	0	0.0
85+	0	0.0	0	0.0	1	55.3	0	0.0

Rate is determined by number of new confirmed cases in a particular group (such as an age group) during the past two weeks, divided by the population of that particular age group, multiplied by 100,000. Rates can fluctuate greatly with small population sizes like Omro and Winneconne making it difficult to call out high rates. **Small population data may be more effectively looked at in a trend wise fashion.**

Age Group Trended Over Time

The tables below show the biweekly confirmed cases counts by school district geographic boundary across the past 3 months.

The graphs on the following pages show how case rates by age group have changed over time for Oshkosh and Neenah School District boundaries. The first graph on each page shows the biweekly confirmed case rates per 100,000 residents. The second graph shows the cumulative confirmed case rates. Cumulative case rates will always trend upward, it is the rate of increase in that trend that helps us understand what populations are being impacted the most. Omro and Winneconne do not have similar graphs due to small population size and small confirmed case counts in these geographic areas.

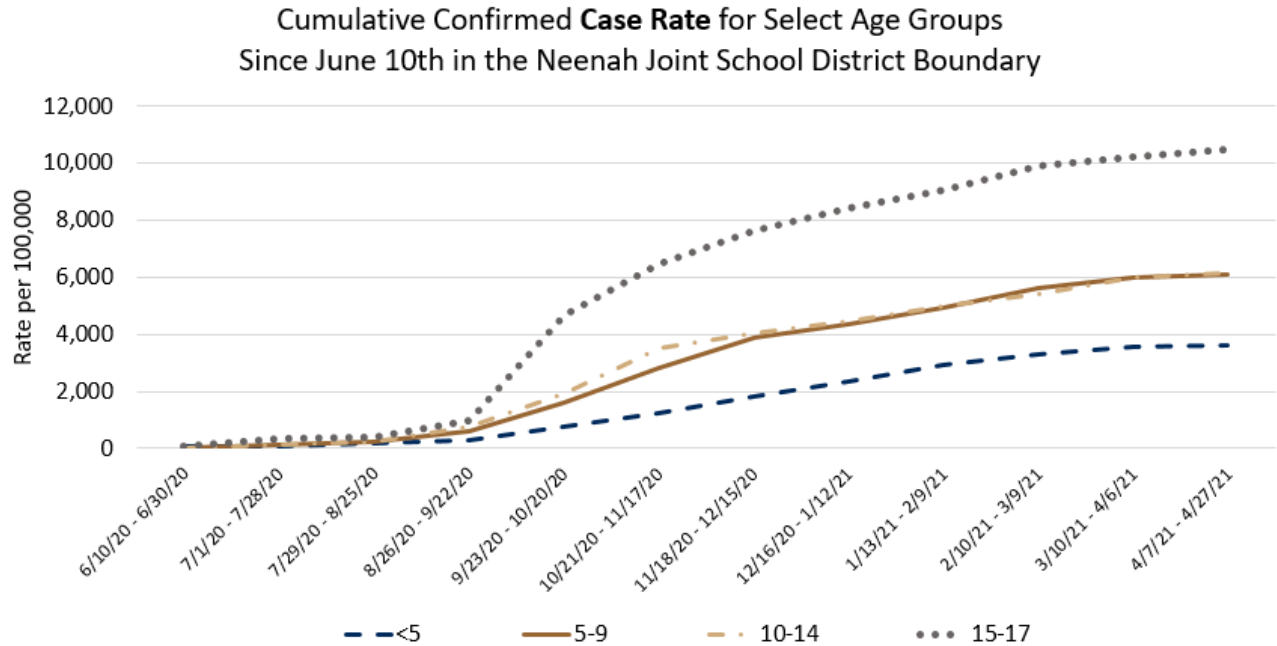
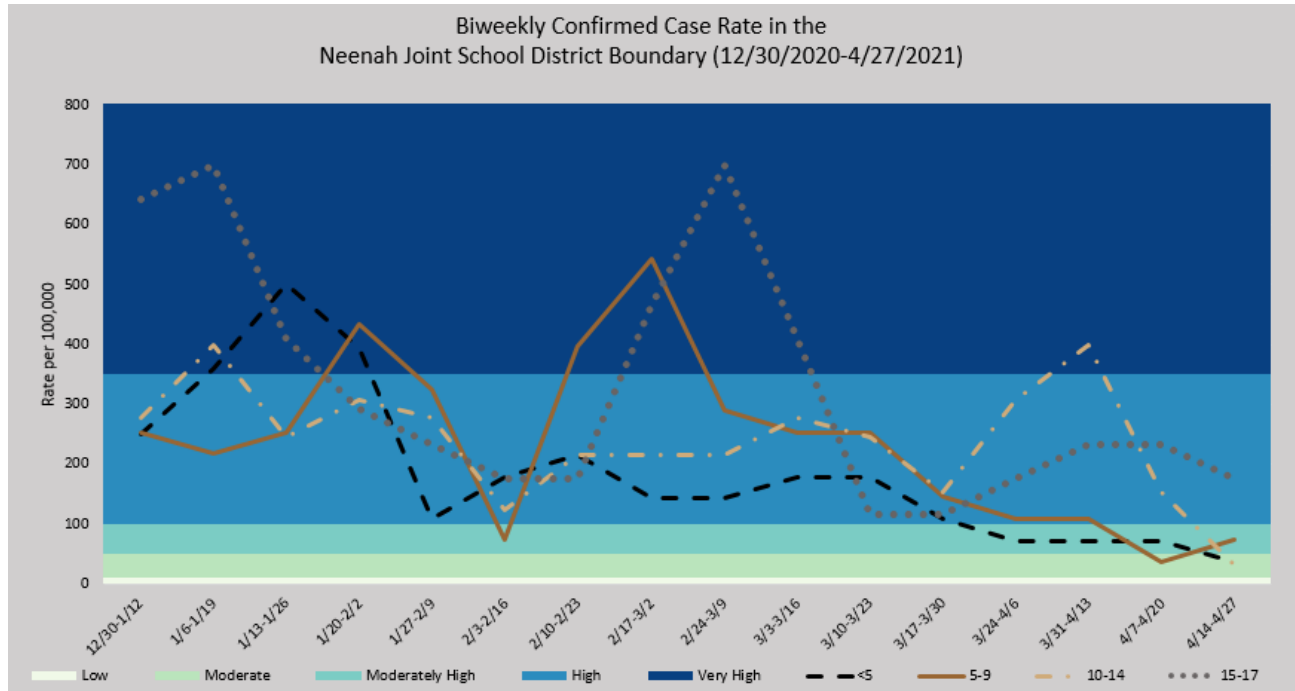
OMRO SCHOOL DISTRICT AREA				
Biweekly Confirmed Case Counts for Select Age Groups in the Omro School District Boundary				
Week	<5	5-9	10-14	15-17
1/27-2/9	0	0	0	0
2/3-2/16	0	0	4	12
2/10-2/23	0	1	4	16
2/17-3/2	0	2	1	4
2/24-3/9	0	1	1	0
3/3-3/16	0	0	0	0
3/10-3/23	0	0	0	0
3/17-3/30	0	0	0	0
3/24-4/6	0	0	0	1
3/31-4/13	1	3	0	1
4/7-4/20	1	3	0	0
4/14-4/27	0	0	0	0

WINNECONNE COMMUNITY SCHOOL DISTRICT AREA				
Biweekly Confirmed Case Counts for Select Age Groups in the Winneconne School District Boundary				
Week	<5	5-9	10-14	15-17
1/27-2/9	0	0	1	0
2/3-2/16	0	2	1	1
2/10-2/23	0	2	0	3
2/17-3/2	0	0	0	2
2/24-3/9	0	0	1	1
3/3-3/16	0	0	1	1
3/10-3/23	0	0	0	0
3/17-3/30	1	0	1	1
3/24-4/6	2	0	2	1
3/31-4/13	1	0	2	0
4/7-4/20	0	0	2	2
4/14-4/27	0	0	1	2

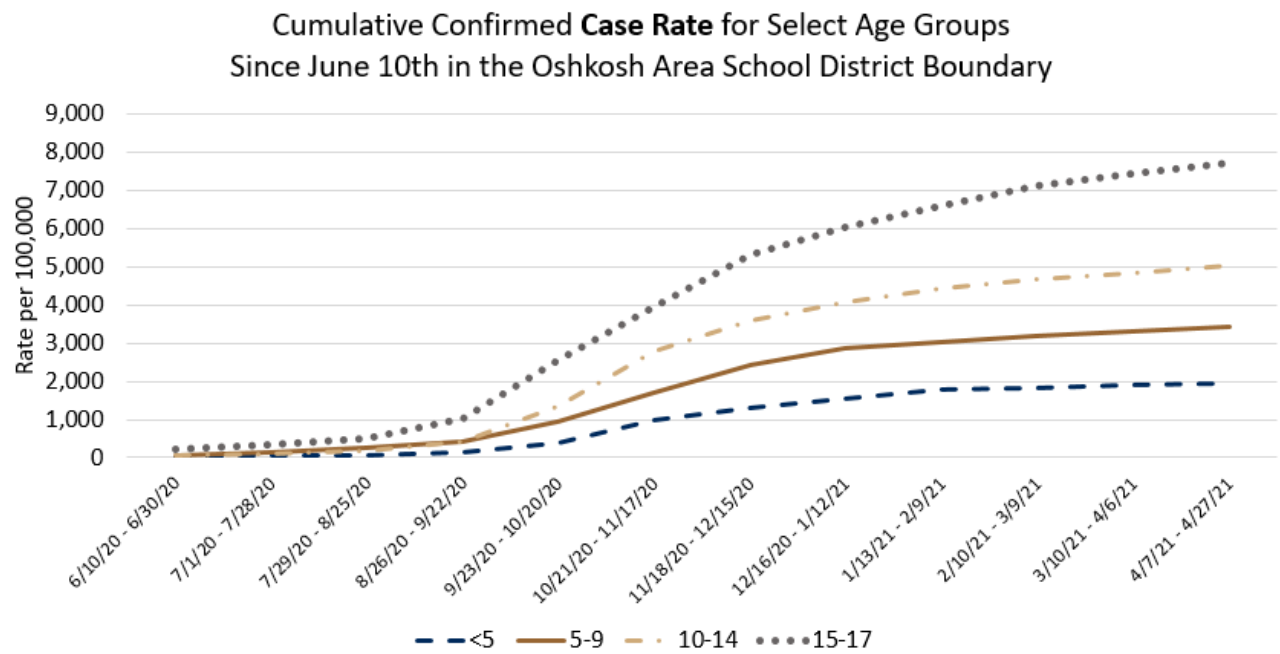
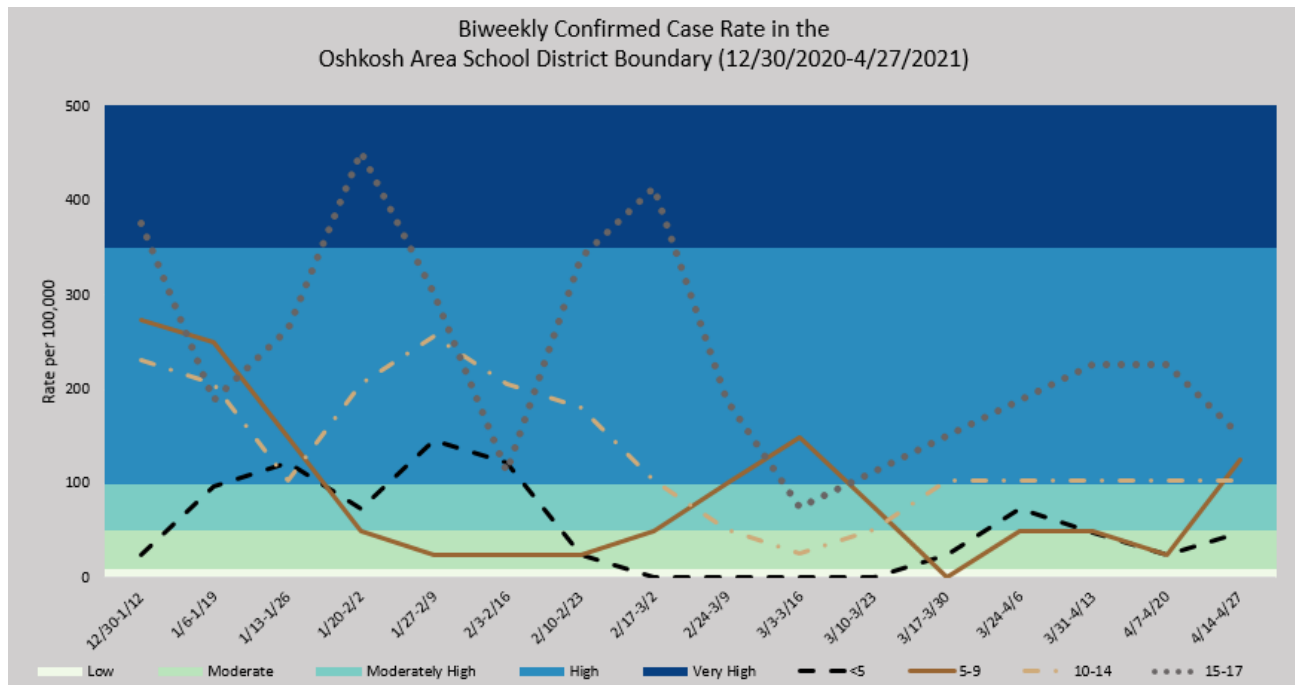
OSHKOSH AREA SCHOOL DISTRICT AREA				
Biweekly Confirmed Case Counts for Select Age Groups in the Oshkosh School District Boundary				
Week	<5	5-9	10-14	15-17
1/27-2/9	6	1	10	8
2/3-2/16	5	1	8	3
2/10-2/23	1	1	7	9
2/17-3/2	0	2	4	11
2/24-3/9	0	4	2	5
3/3-3/16	0	6	1	2
3/10-3/23	0	3	2	3
3/17-3/30	1	0	4	4
3/24-4/6	3	2	4	5
3/31-4/13	2	2	4	6
4/7-4/20	1	1	4	6
4/14-4/27	2	5	4	4

NEENAH JOINT SCHOOL DISTRICT AREA				
Biweekly Confirmed Case Counts for Select Age Groups in the Neenah School District Boundary				
Week	<5	5-9	10-14	15-17
1/27-2/9	3	9	9	4
2/3-2/16	5	2	4	3
2/10-2/23	6	11	7	3
2/17-3/2	4	15	7	8
2/24-3/9	4	8	7	12
3/3-3/16	5	7	9	7
3/10-3/23	5	7	8	2
3/17-3/30	3	4	5	2
3/24-4/6	2	3	10	3
3/31-4/13	2	3	13	4
4/7-4/20	2	1	5	4
4/14-4/27	1	2	1	3

NEENAH JOINT SCHOOL DISTRICT GEOGRAPHIC BOUNDARY



OSHKOSH AREA SCHOOL DISTRICT GEOGRAPHIC BOUNDARY



Background Information

This report provides *preliminary* data on the confirmed COVID-19 cases from April 14, 2021 – April 27, 2021. A person is counted as a **confirmed** COVID-19 case if they had a **positive confirmatory laboratory test** (for example, polymerase chain reaction (PCR) tests or nucleic acid amplification tests (NAT) that detect genetic material of SARS-CoV-2, the virus that causes COVID-19). Antigen positive tests are counted as **probable** cases and are not currently included in the case count rates and graphs in this report. Please view the General Weekly Data Report to learn more about the confirmed and probable case counts, rates, and burden level.

Dates utilized for all graphs and tables are based on test result date and may not represent final reported case counts. Data may be underreported for recent days because results can take multiple days to be reported to the health department. This means the number of tests and percent positivity may change in next week's report. As this is a weekly report for the past 14 days, there will always be a week of overlap between reports.

Data by school district geographic boundary may differ from data provided by the respective school district. School district geographic boundaries are the geographic area from which children are **eligible** to attend a certain school district. Data by school district geographic boundary includes cases among all individuals that live within that boundary regardless of age or where they attend school. In this report, data for school age children (5-17) does not differentiate between where they actually attend school or if they are homeschooled.

For school district specific COVID-19 information:

- [Neenah Joint School District](#)
- [Omro School District](#)
- [Oshkosh Area School District](#)
- [Winneconne Community School District](#)

*The COVID-19 data provided in this report is specific to the Winnebago County Health Department (WCHD) jurisdiction (population: 153,748). It does not include the portions of the City of Menasha or City of Appleton that fall within Winnebago County as those areas fall within the jurisdiction of the [City of Menasha Health Department](#) and [City of Appleton Health Department](#). As of October 3, 2020, data reports from the Winnebago County Health Department do not include test results from residents in Wisconsin Department of Corrections facilities, which includes the Oshkosh Correctional Institute. This data can be found on the Wisconsin Department of Corrections [website](#).

Data provided on the [Department of Health Services website](#) may be different than the information provided by WCHD because the state reports data for the entire county based on address, which includes those portions of Menasha and Appleton as well as the correctional facilities.

For additional Winnebago County Health Department COVID-19 information:

- [WCHD COVID-19 Webpage](#)
- [General Weekly Data Summaries](#)
- [Municipality Weekly Data Summaries](#)
- [Trend Data Graphs](#)