

Winnebago County Health Department

COVID-19 Data by School District Geographic Boundary

April 1, 2021

Summary

- Wearing a mask is an [effective way](#) to [stop the spread](#) of COVID-19. We are starting to see variants in Northeast Wisconsin and want to prevent a surge of COVID-19 cases from spring break, the Easter holiday and the more casual attitudes about group gatherings now that vaccination is underway. Because of this, it's important to continue to follow [masking](#), social distancing, and hand washing recommendations.
- Travel increases your chances of getting and spreading COVID-19. CDC recommends that you *do not travel* at this time. If you must travel, please see [CDC's COVID-19 travel considerations](#). It is recommended to [get tested](#) for COVID before and after travel.
- [COVID-19 Testing](#) is recommended for anyone with symptoms, with known exposure as well as those without symptoms but feel they have a need for a test, such as those who have many exposures in the community due to their normal activities. [Anyone who feels they need a test should get a test](#). Testing resources are plentiful and the CDC encourages widespread testing to identify asymptomatic cases so measures can be taken to avoid the spread of COVID-19. PCR test results are generally coming back within 24 hours at [Sunnyview Expo Center](#). The newest COVID-19 testing option lets you collect your own saliva sample from the comfort of your home. Learn about this free at-home collection kit and request one today on the [DHS website](#).
- There is a greater accessibility to the COVID-19 vaccine in recent weeks. We encourage you to take the first opportunity presented to you to get vaccinated as vaccine supply continues to change frequently. All vaccines have been found to be greatly effective in preventing death and serious illness. See our [new vaccine website](#) for updates and vaccine clinic locations. When you do get vaccinated, please see these [tips](#).
- Starting Monday, April 5, everyone age 16 and older will be eligible for the COVID-19 vaccine. Pfizer is the only vaccine currently available for 16- and 17-year-olds. Not [all locations](#) administer vaccines to those under 18 and not all carry Pfizer.
- As of March 31, **77,645** COVID-19 vaccine doses have been administered to Winnebago County residents that are [currently eligible](#) to receive the vaccine, and **2,754,147** doses of COVID-19 vaccine have been administered to Wisconsin residents.
- **Our confirmed + probable case burden remains high and relatively unchanged over the past few weeks.** The confirmed + probable case rate over the past 2 weeks for our jurisdiction is 159.4 cases per 100,000 people, a slight increase from 156.1 cases per 100,000 reported last week. The number of cases (confirmed/probable) in the first week of this 2-week timeframe was 82/33 and for this most recent week is 87/43.
- Individuals aged 30-39 had the highest PCR confirmed case rates of 176.4 per 100,000. Rates are lowest in those aged 60+ (52.5 per 100,000).
- There are currently 13 COVID-19 patients hospitalized in the Fox Valley.
- There has been a total of 185 confirmed COVID-19 deaths among confirmed and probable cases.
- Over this past week, 2.8% of [PCR tests in Wisconsin](#) were positive, 3.1% of PCR tests across all of Winnebago County were positive, and 2.9% of PCR tests across Winnebago County Health Department jurisdiction were positive. Over the past two weeks, 2.5% of PCR tests were positive in our jurisdiction. Many people with symptoms are only receiving antigen tests, which are excluded from the percent positivity calculation and likely leads to artificially lower percentages.
- Over the past two weeks, a daily average of 475 PCR tests were conducted among residents within the Winnebago County Health Department jurisdiction.

Confirmed Cases by School District Geographic Boundary for the Past Two Weeks (March 17 – March 30)

There have been 140 new confirmed cases reported in the past two weeks within the geographic boundaries of the Neenah, Omro, Oshkosh, and Winneconne School Districts. An additional 29 confirmed cases reported were within the geographic boundaries of other school districts that only partially fall within our jurisdiction.

School District	Case Count for past 2 weeks	Case Rate (per 100,000)	Burden**	Population***
Neenah Joint School District Area	77	172.6	High	44,601
Omro School District Area	3	39.0	Moderate	7,697
Oshkosh Area School District Area	44	54.7	Moderately High	80,408
Winneconne School District Area	16	164.9	High	9,701
Winnebago County Health Department Jurisdiction	169	109.9	High	153,748
Winnebago County	193	114.0	High	169,926
Wisconsin	6,636	114.8	High	

**Burden is based off of the case rate per 100,000 people in the past two weeks. See table below for more information on Burden Status for our county. Visit the DHS website for more information on this indicator <https://www.dhs.wisconsin.gov/covid-19/local.htm>

***Population for school district was retrieved from <https://nces.ed.gov/programs/edge/TableViewer/acsProfile/2018> Winnebago County Health Department Jurisdiction does not include the portions of the City of Menasha and the City of Appleton that fall within Winnebago County.

Burden Status	Case Rate per 100,000 residents in the past two weeks	Neenah SD Area	Omro SD Area	Oshkosh SD Area	Winneconne SD Area
Low	Case rate is less than or equal to 10.	Less than 4 cases.	Less than 1 case.	Less than 8 cases.	Less than 1 case.
Moderate	Case rate is greater than 10, but less than or equal to 50.	Greater than 4 cases, but less than or equal to 22 cases.	Greater than 1 case, but less than or equal to 4 cases.	Greater than 8 cases, but less than or equal to 40 cases.	Greater than 1 case, but less than or equal to 5 cases.
Moderately High	Case rate is greater than 50, but less than or equal to 100.	Greater than 22 cases, but less than or equal to 45 cases.	Greater than 4 cases, but less than or equal to 8 cases.	Greater than 40 cases, but less than or equal to 80 cases.	Greater than 5 cases, but less than or equal to 9 cases.
High	Case rate is greater than 100, but less than or equal to 350.	Greater than 45 cases, but less than or equal to 156 cases.	Greater than 8 cases, but less than or equal to 27 cases.	Greater than 80 cases, but less than or equal to 281 cases.	Greater than 9 cases, but less than or equal to 34 cases.
Very High	Case rate is greater than 350, but less than or equal to 1000.	Greater than 156 cases, but less than or equal to 446 cases.	Greater than 27 cases, but less than or equal to 77 cases.	Greater than 281 cases, but less than or equal to 804 cases.	Greater than 34 cases, but less than or equal to 97 cases.
Critically High	Case rate is greater than 1000.	Greater than 446 cases.	Greater than 77 cases.	Greater than 804 cases.	Greater than 97 cases.

Case rate is determined by number of new confirmed cases in a particular group (such as a school district) during the past two weeks, divided by the population of that particular group, multiplied by 100,000. Number of cases for each Burden Status refers to the number of cases during a two-week time span.

Number of Confirmed Cases and Rate per 100,000 People by School District Geographic Boundary in the Past Two Weeks (March 17 – March 30)

The highlighted cells for Neenah and Oshkosh School District Geographic Boundaries are colors associated with the burden status. Please see the table above for more information on burden status. This information is not provided for Omro and Winneconne School District Geographic Boundaries due to the small population size.

	Neenah SD Area		Omro SD Area		Oshkosh SD Area		Winneconne SD Area	
Age Group	# of cases	Rate per 100,000	# of cases	Rate per 100,000	# of cases	Rate per 100,000	# of cases	Rate per 100,000
<5	3	107.4	0	0.0	1	24.3	1	232.6
5-9	4	144.5	0	0.0	0	0.0	0	0.0
10-14	5	153.3	0	0.0	4	102.7	1	152.7
15-17	2	116.7	0	0.0	4	150.7	1	290.7
18-19	1	127.2	0	0.0	2	55.6	0	0.0
20-24	2	84.5	0	0.0	5	49.1	2	502.5
25-34	16	278.6	0	0.0	8	71.3	4	457.7
35-44	16	281.1	0	0.0	6	65.1	2	198.6
45-54	9	151.0	1	89.4	5	47.2	2	125.8
55-64	17	244.7	1	101.7	7	75.7	3	166.8
65-74	2	50.0	1	104.3	1	17.5	0	0.0
75-84	0	0.0	0	0.0	1	24.1	0	0.0
85+	0	0.0	0	0.0	0	0.0	0	0.0

Rate is determined by number of new confirmed cases in a particular group (such as an age group) during the past two weeks, divided by the population of that particular age group, multiplied by 100,000. Rates can fluctuate greatly with small population sizes like Omro and Winneconne making it difficult to call out high rates. **Small population data may be more effectively looked at in a trend wise fashion.**

Age Group Trended Over Time

The tables below show the biweekly confirmed cases counts by school district geographic boundary across the past 3 months.

The graphs on the following pages show how case rates by age group have changed over time for Oshkosh and Neenah School District boundaries. The first graph on each page shows the biweekly confirmed case rates per 100,000 residents. The second graph shows the cumulative confirmed case rates. Cumulative case rates will always trend upward, it is the rate of increase in that trend that helps us understand what populations are being impacted the most. Omro and Winneconne do not have similar graphs due to small population size and small confirmed case counts in these geographic areas.

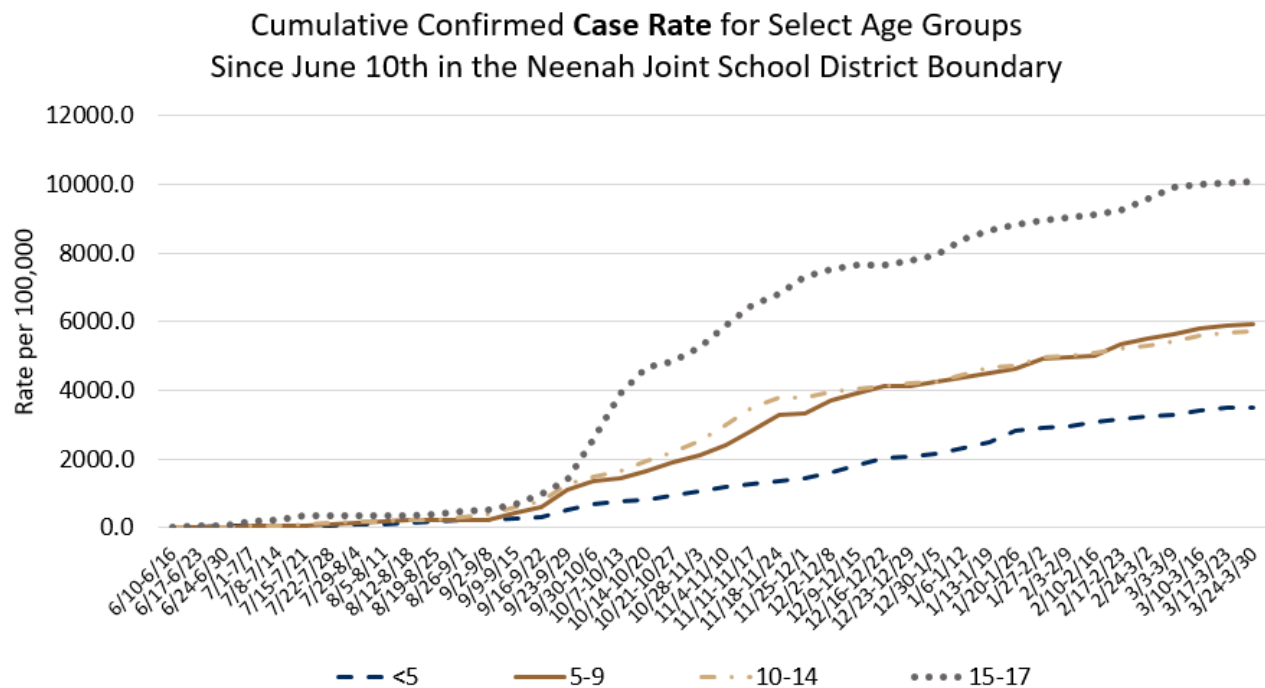
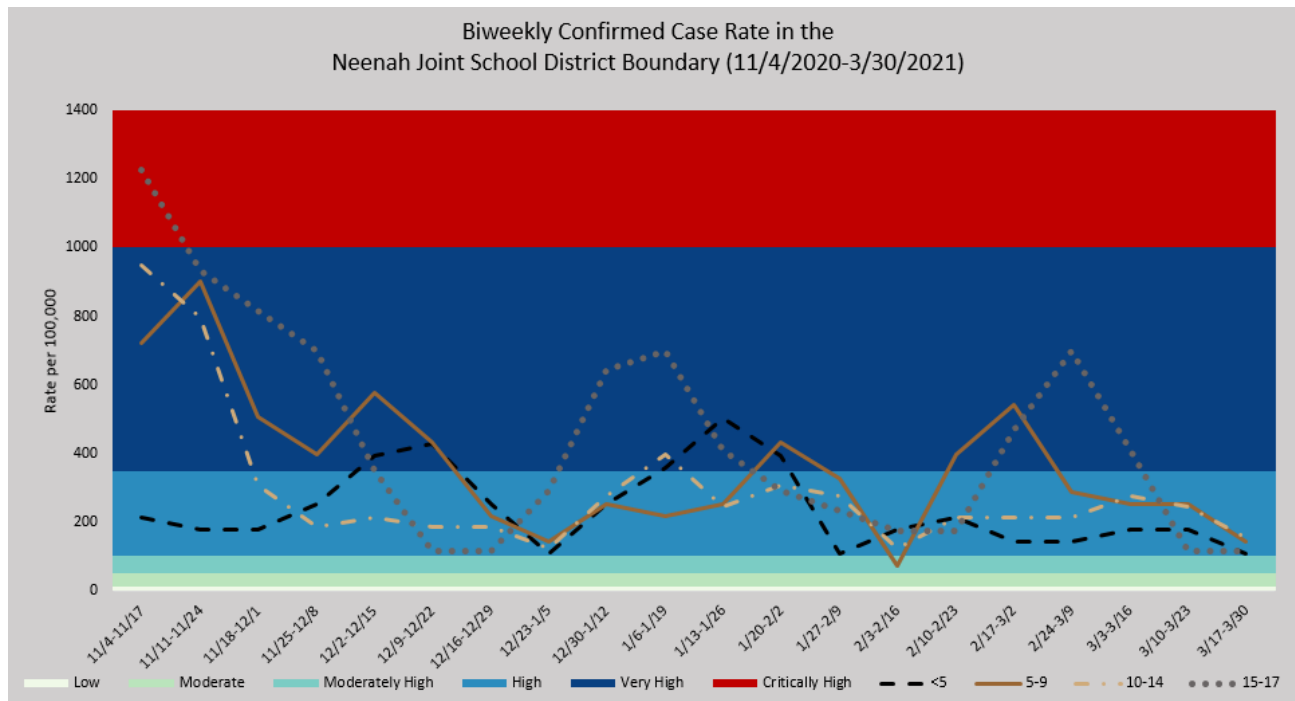
OMRO SCHOOL DISTRICT AREA				
Biweekly Confirmed Case Counts for Select Age Groups in the Omro School District Boundary				
Week	<5	5-9	10-14	15-17
12/30-1/12	2	2	0	0
1/6-1/19	2	1	1	0
1/13-1/26	0	1	2	0
1/20-2/2	0	1	1	0
1/27-2/9	0	0	0	0
2/3-2/16	0	0	4	12
2/10-2/23	0	1	4	16
2/17-3/2	0	2	1	4
2/24-3/9	0	1	1	0
3/3-3/16	0	0	0	0
3/10-3/23	0	0	0	0
3/17-3/30	0	0	0	0

WINNECONNE COMMUNITY SCHOOL DISTRICT AREA				
Biweekly Confirmed Case Counts for Select Age Groups in the Winneconne School District Boundary				
Week	<5	5-9	10-14	15-17
12/30-1/12	2	1	4	0
1/6-1/19	0	0	1	1
1/13-1/26	0	1	0	1
1/20-2/2	0	1	0	0
1/27-2/9	0	0	1	0
2/3-2/16	0	2	1	1
2/10-2/23	0	2	0	3
2/17-3/2	0	0	0	2
2/24-3/9	0	0	1	1
3/3-3/16	0	0	1	1
3/10-3/23	0	0	0	0
3/17-3/30	1	0	1	1

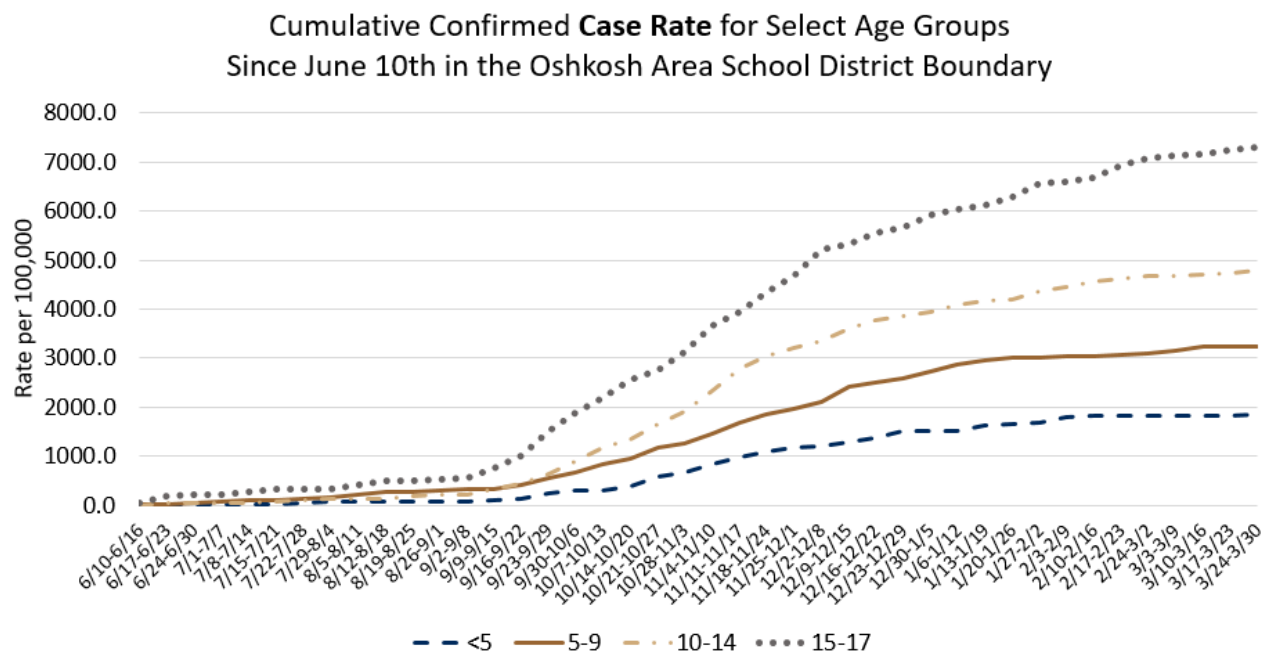
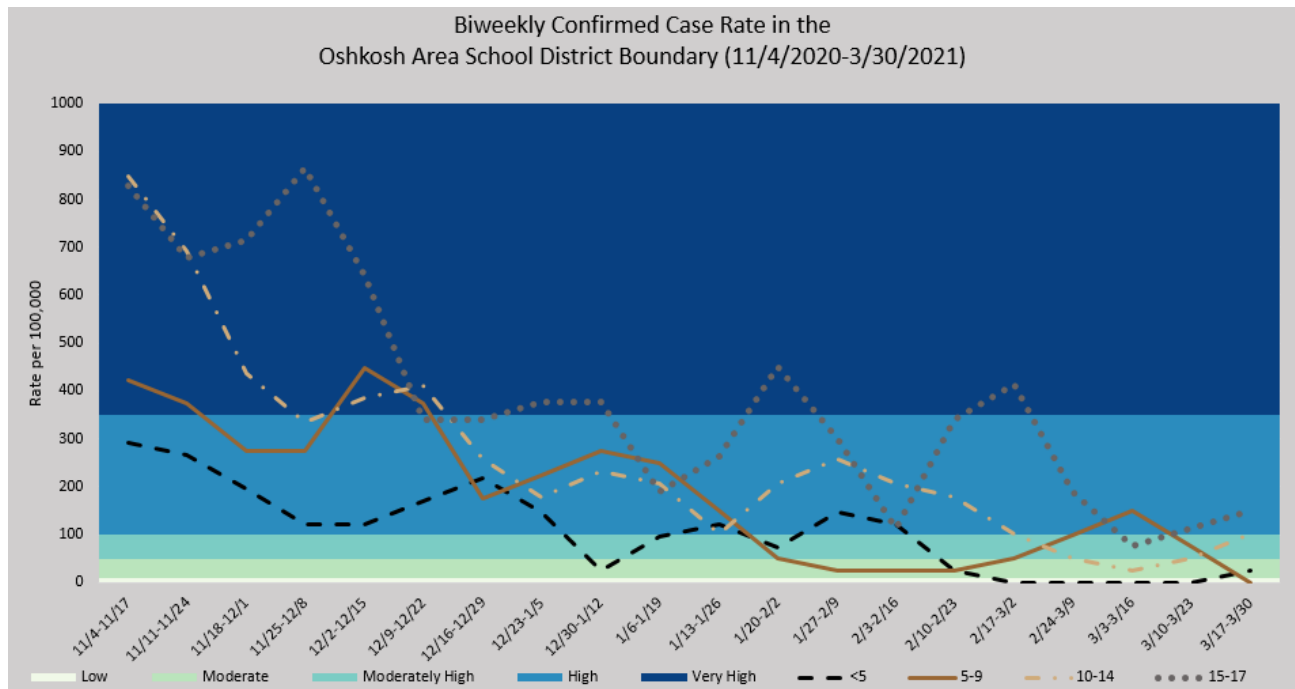
OSHKOSH AREA SCHOOL DISTRICT AREA				
Biweekly Confirmed Case Counts for Select Age Groups in the Oshkosh School District Boundary				
Week	<5	5-9	10-14	15-17
12/30-1/12	1	11	9	10
1/6-1/19	4	10	8	5
1/13-1/26	5	6	4	7
1/20-2/2	3	2	8	12
1/27-2/9	6	1	10	8
2/3-2/16	5	1	8	3
2/10-2/23	1	1	7	9
2/17-3/2	0	2	4	11
2/24-3/9	0	4	2	5
3/3-3/16	0	6	1	2
3/10-3/23	0	3	2	3
3/17-3/30	1	0	4	4

NEENAH JOINT SCHOOL DISTRICT AREA				
Biweekly Confirmed Case Counts for Select Age Groups in the Neenah School District Boundary				
Week	<5	5-9	10-14	15-17
12/30-1/12	7	7	9	11
1/6-1/19	10	6	13	12
1/13-1/26	14	7	8	7
1/20-2/2	11	12	10	5
1/27-2/9	3	9	9	4
2/3-2/16	5	2	4	3
2/10-2/23	6	11	7	3
2/17-3/2	4	15	7	8
2/24-3/9	4	8	7	12
3/3-3/16	5	7	9	7
3/10-3/23	5	7	8	2
3/17-3/30	3	4	5	2

NEENAH JOINT SCHOOL DISTRICT GEOGRAPHIC BOUNDARY



OSHKOSH AREA SCHOOL DISTRICT GEOGRAPHIC BOUNDARY



Background Information

This report provides *preliminary* data on the confirmed COVID-19 cases from March 17, 2021 – March 30, 2021. **A person is counted as a confirmed COVID-19 case if they had a positive confirmatory laboratory test (for example, polymerase chain reaction (PCR) tests or nucleic acid amplification tests (NAT) that detect genetic material of SARS-CoV-2, the virus that causes COVID-19). Antigen positive tests are counted as probable cases and are not currently included in the case count rates and graphs in this report.** Please view the General Weekly Data Report to learn more about the confirmed and probable case counts, rates, and burden level.

Dates utilized for all graphs and tables are based on test result date and may not represent final reported case counts. Data may be underreported for recent days because results can take multiple days to be reported to the health department. This means the number of tests and percent positivity may change in next week's report. As this is a weekly report for the past 14 days, there will always be a week of overlap between reports.

Data by school district geographic boundary may differ from data provided by the respective school district. School district geographic boundaries are the geographic area from which children are **eligible** to attend a certain school district. Data by school district geographic boundary includes cases among all individuals that live within that boundary regardless of age or where they attend school. In this report, data for school age children (5-17) does not differentiate between where they actually attend school or if they are homeschooled.

For school district specific COVID-19 information:

- [Neenah Joint School District](#)
- [Omro School District](#)
- [Oshkosh Area School District](#)
- [Winneconne Community School District](#)

*The COVID-19 data provided in this report is specific to the Winnebago County Health Department (WCHD) jurisdiction (population: 153,748). It does not include the portions of the City of Menasha or City of Appleton that fall within Winnebago County as those areas fall within the jurisdiction of the [City of Menasha Health Department](#) and [City of Appleton Health Department](#). As of October 3, 2020, data reports from the Winnebago County Health Department do not include test results from residents in Wisconsin Department of Corrections facilities, which includes the Oshkosh Correctional Institute. This data can be found on the Wisconsin Department of Corrections [website](#).

Data provided on the [Department of Health Services website](#) may be different than the information provided by WCHD because the state reports data for the entire county based on address, which includes those portions of Menasha and Appleton as well as the correctional facilities.

For additional Winnebago County Health Department COVID-19 information:

- [WCHD COVID-19 Webpage](#)
- [General Weekly Data Summaries](#)
- [Municipality Weekly Data Summaries](#)
- [Trend Data Graphs](#)