



**Public Health**  
Prevent. Promote. Protect.

**Winnebago County  
Health Department**

# Winnebago County Health Department Municipalities Weekly COVID Data Summary

March 18, 2021

## Summary

- The Wisconsin Department of Health Services (DHS) [announced](#) that individuals age 16 and older with certain medical conditions will be eligible for the COVID-19 vaccine beginning March 22. You can view details regarding the next eligible group on the [DHS website](#). Pfizer is the only vaccine currently available for 16- and 17-year-olds. Not all locations administer vaccines to those under 18 and not all carry Pfizer. Call ahead to verify.
- *Being eligible does not mean vaccine is available right now.* It will take weeks to fully vaccinate all the population currently eligible; please be patient and see [our website](#) for updates and vaccine clinic locations. It will still take months before we have enough people vaccinated to reach an adequate level of community immunity. It is important to continue to practice COVID-19 prevention measures including staying home, wearing a mask, social distancing and practicing good hand hygiene. When you do get vaccinated, please see these [tips](#).
- [COVID-19 Testing](#) is recommended for anyone with symptoms, with known exposure as well as those without symptoms but feel they have a need for a test, such as those who have many exposures in the community due to their normal activities. [Anyone who feels they need a test should get a test](#). Testing resources are plentiful and the CDC encourages widespread testing to identify asymptomatic cases so measures can be taken to avoid the spread of COVID-19. The CDC reports over 55% of cases are spread from those who were asymptomatic. Quarantine after testing is not required if you did not have a known exposure to COVID-19 and you do not have symptoms. PCR test results are generally coming back within 24 hours at [Sunnyview Expo Center](#).
- As of March 17, **60,582** COVID-19 vaccine doses have been administered to Winnebago County residents that are [currently eligible](#) to receive the vaccine, and **2,049,457** doses of COVID-19 vaccine have been administered to Wisconsin residents.
- **Our confirmed + probable case burden remains high and relatively unchanged over the past few weeks.** The confirmed + probable case rate over the past 2 weeks for our jurisdiction is 162.0 cases per 100,000 people, a slight decrease from 165.9 cases per 100,000 reported last week. The number of cases (confirmed/probable) in the first week of this 2-week timeframe was 84/45 and for this most recent week is 80/40.
- Individuals aged 50-59 had the highest PCR confirmed case rates of 140.2 per 100,000, followed closely by those aged 40-49 (135.8 per 100,000) and those <18 (135.8 per 100,000). Rates are lowest in those aged 60+ (43.3 per 100,000).
- There are currently 16 COVID-19 patients hospitalized in the Fox Valley.
- There has been a total of 182 confirmed COVID-19 deaths among confirmed and probable cases.
- Over this past week, 2.2% of [PCR tests in Wisconsin](#) were positive, 2.2% of PCR tests across all of Winnebago County were positive, and 2.8% of PCR tests across Winnebago County Health Department jurisdiction were positive. Over the past two weeks, 2.6% of PCR tests were positive in our jurisdiction. Many people with symptoms are only receiving antigen tests, which are excluded from the percent positivity calculation and likely leads to artificially lower percentages.
- Over the past two weeks, a daily average of 450 PCR tests were conducted among residents within the Winnebago County Health Department jurisdiction.

## Confirmed Cases (PCR tests only) by Municipality for the Past Two Weeks (March 3 – March 16)

Municipality	Confirmed Case Count for past 2 weeks	Case Rate (per 100,000)	Burden**	Population***
City of Oshkosh	43	64.6	Moderately High	66,595
City of Neenah	53	201.3	High	26,333
Village of Fox Crossing	29	151.9	High	19,090
City of Omro	Less than 5 cases		<i>The populations in these municipalities are too small to provide burden status. Case rates fluctuate greatly with small population sizes. Interpret with caution, rely more on case counts and trend of case counts over time to estimate risks.</i>  <i>Data is suppressed for municipalities with fewer than five confirmed cases in the past two weeks. See Case Rate by region graph on page 4.</i>	3,584
Town of Algoma	Less than 5 cases			6,939
Town of Black Wolf	Less than 5 cases			2,446
Town of Clayton	8	190.8		4,193
Town of Neenah	10	275.3		3,632
Town of Nekimi	0	0.0		1,422
Town of Nepeuskun	0	0.0		743
Town of Omro	0	0.0		2,325
Town of Oshkosh	0	0.0		2,480
Town of Poygan	5	376.8		1,327
Town of Rushford	0	0.0		1,612
Town of Utica	Less than 5 cases			1,337
Town of Vinland	Less than 5 cases			1,736
Town of Winchester	0	0.0		1,824
Town of Winneconne	0	0.0		2,436
Town of Wolf River	Less than 5 cases			1,195
Village of Winneconne	7	280.1		2,499
Rural Regions****				
Central	8	74.0	Moderately High	10,844
Northeast	19	198.9	High	9,561
Southeast	5	37.7	Moderate	13,287
West	7	87.2	Moderately High	8,038
Winnebago County Health Department Jurisdiction	164	106.7	High	153,748
Winnebago County	204	120.5	High	169,861
Wisconsin	5,848	101.2	High	

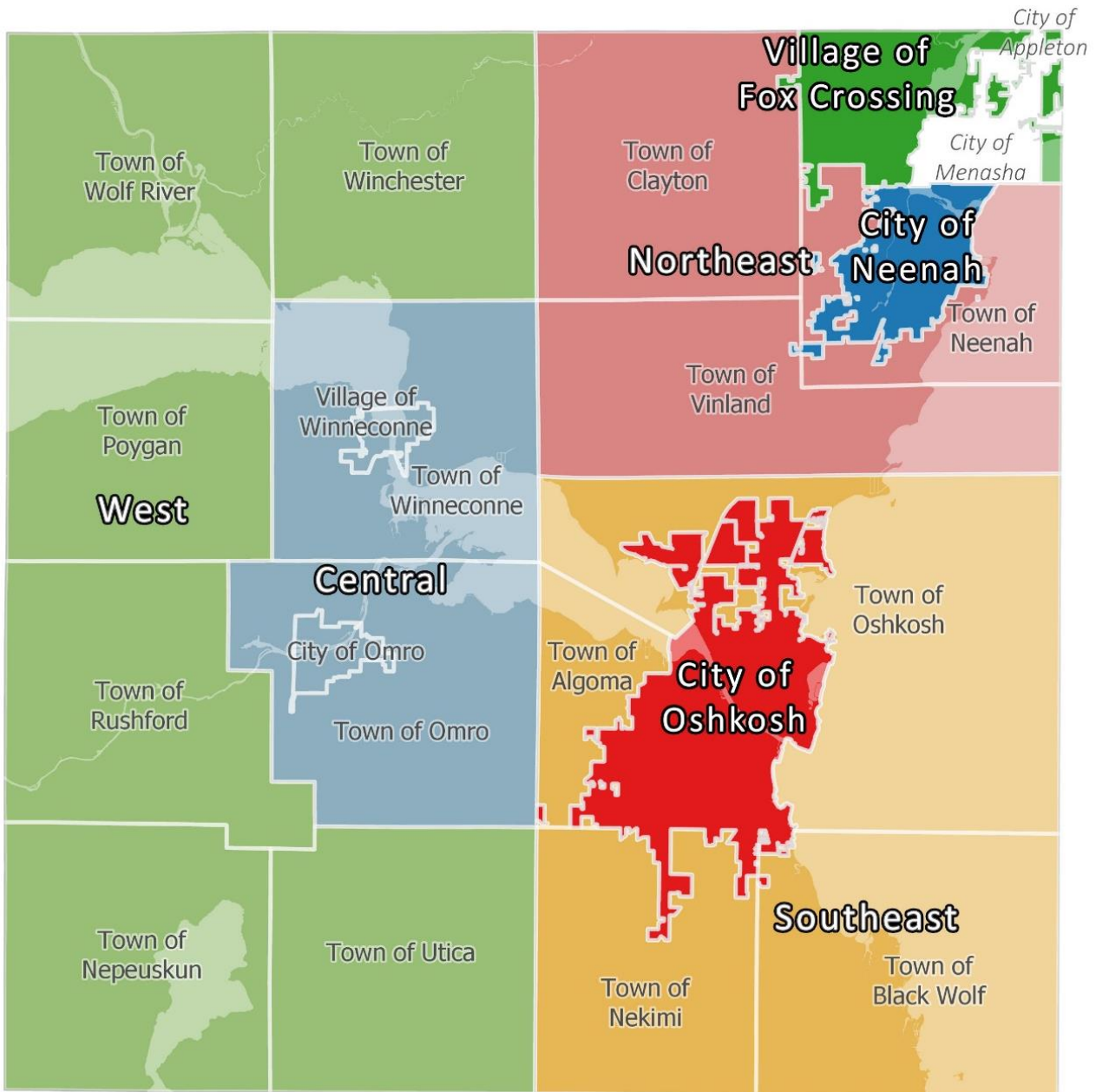
\*\*Burden is based off of the case rate per 100,000 people in the past two weeks. See table on page 4 for more information on Burden Status for our county. Visit the DHS website for more information on this indicator at the state level

<https://www.dhs.wisconsin.gov/covid-19/local.htm>

\*\*\*Population for municipality was retrieved from [https://doa.wi.gov/DIR/Final\\_Ests\\_Muni\\_2020.pdf](https://doa.wi.gov/DIR/Final_Ests_Muni_2020.pdf). Winnebago County Health Department Jurisdiction does not include the portions of the City of Menasha and the City of Appleton that fall within Winnebago County but report to their own health departments.

\*\*\*\*Due to population size, the smaller municipalities were grouped together into rural regions (See map on pg. 3)

## Winnebago County Map by Regions



- **West:** Towns of Nepeuskun, Poygan, Rushford, Utica, Winchester, and Wolf River
- **Northeast:** Towns of Clayton, Neenah, and Vinland
- **Southeast:** Towns of Algoma, Black Wolf, Nekimi, and Oshkosh
- **Central:** City of Omro, Towns of Omro & Winneconne, and Village of Winneconne

Number of Confirmed Cases (PCR tests only) and Rate per 100,000 People for Select Municipalities in the Past Two Weeks (March 3 – March 16)

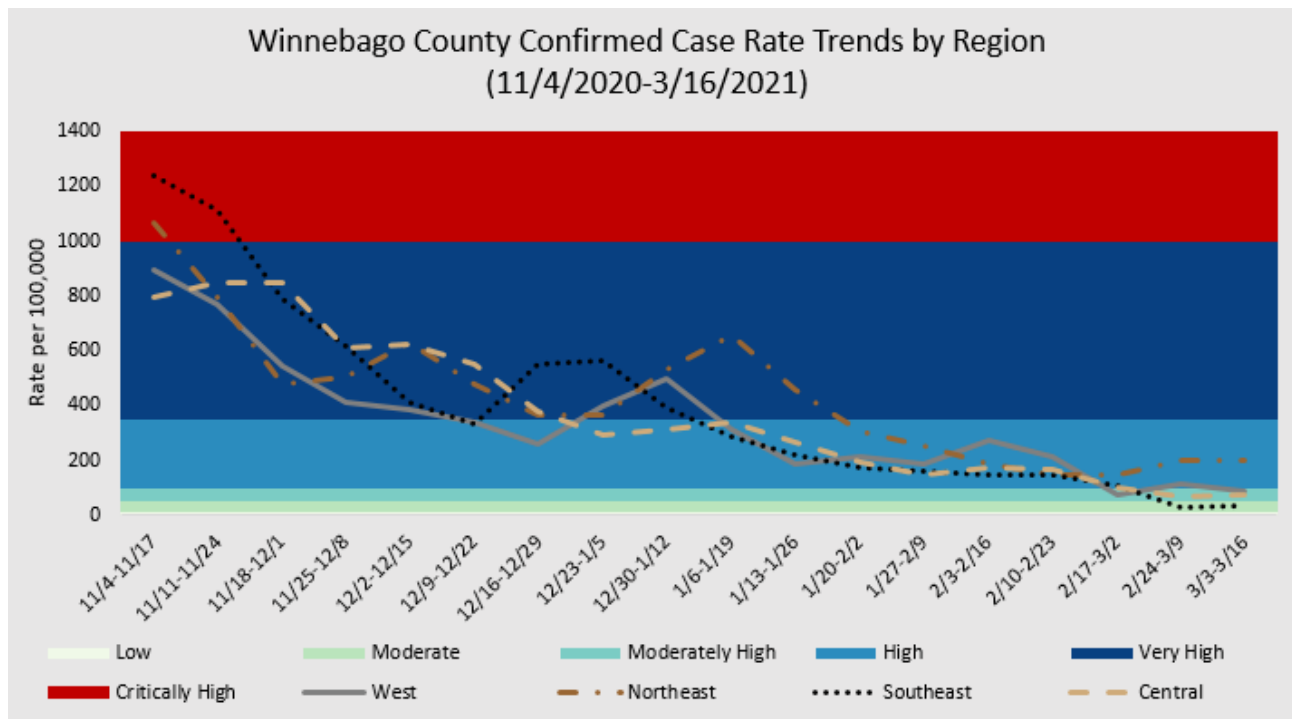
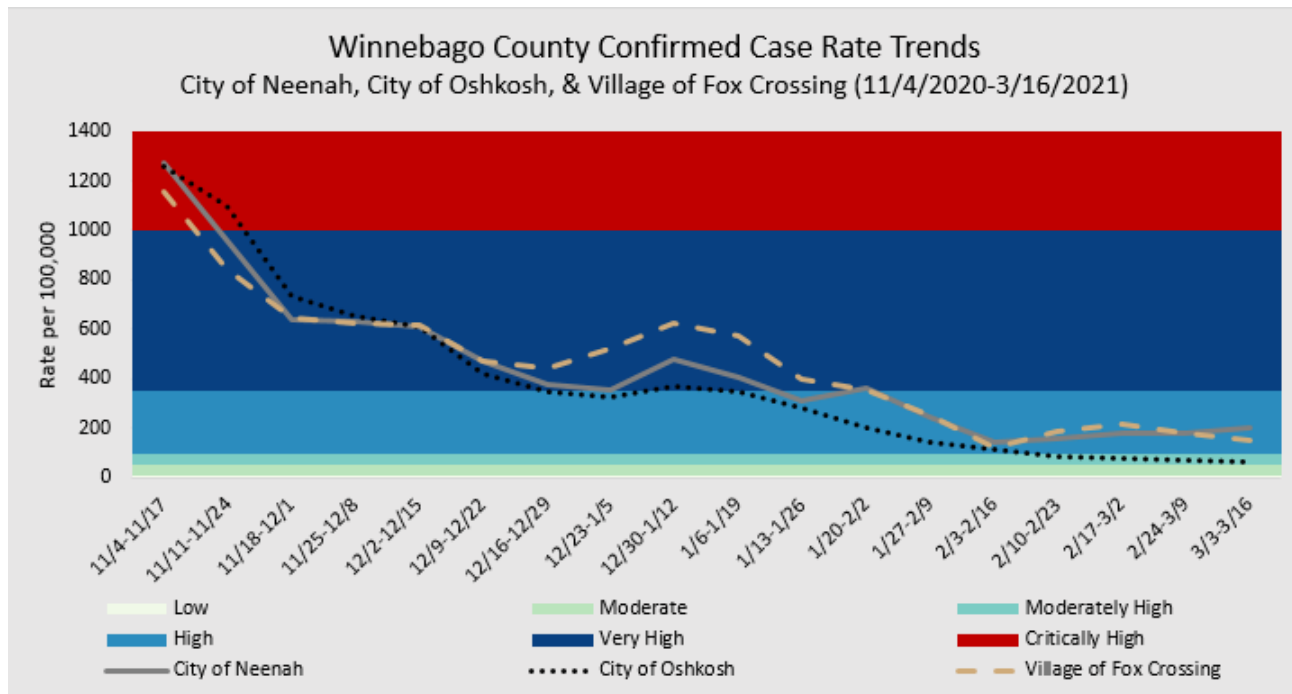
	City of Neenah			City of Oshkosh			Village of Fox Crossing		
Age Group	Number of cases	Rate per 100,000	Pop.	Number of cases	Rate per 100,000	Pop.	Number of cases	Rate per 100,000	Pop.
<18	20	315.1	6,347	8	67.6	11,836	7	183.0	3,825
18-24	2	107.3	1,864	12	92.6	12,962	3	172.1	1,743
25-29	6	332.8	1,803	4	76.0	5,261	1	66.5	1,503
30-39	8	232.6	3,439	4	45.0	8,882	3	114.9	2,611
40-49	6	178.0	3,371	6	80.1	7,491	5	280.1	1,785
50-59	9	233.8	3,850	7	85.3	8,206	7	206.8	3,385
60-69	0	0.0	2,739	1	17.7	5,658	1	47.8	2,091
70-79	1	64.6	1,547	1	31.2	3,209	2	163.0	1,227
80+	1	108.0	926	0	0.0	3,105	0	0.0	618
Total	53	204.7	25,886	43	64.6	66,610	29	154.4	18,788

Burden Status	Case Rate per 100,000 residents in the past two weeks	City of Neenah	City of Oshkosh	Village of Fox Crossing
Low	Case rate is less than or equal to 10.	Less than 3 cases.	Less than 7 case.	Less than 2 cases.
Moderate	Case rate is greater than 10, but less than or equal to 50.	Greater than 3 cases, but less than or equal to 13 cases.	Greater than 7 case, but less than or equal to 33 cases.	Greater than 2 cases, but less than or equal to 10 cases.
Moderately High	Case rate is greater than 50, but less than or equal to 100.	Greater than 13 cases, but less than or equal to 26 cases.	Greater than 33 cases, but less than or equal to 67 cases.	Greater than 10 cases, but less than or equal to 19 cases.
High	Case rate is greater than 100, but less than or equal to 350.	Greater than 26 cases, but less than or equal to 92 cases.	Greater than 67 cases, but less than or equal to 233 cases.	Greater than 19 cases, but less than or equal to 67 cases.
Very High	Case rate is greater than 350, but less than or equal to 1,000.	Greater than 92 cases, but less than or equal to 263 cases.	Greater than 233 cases, but less than or equal to 666 cases.	Greater than 67 cases, but less than or equal to 191 cases.
Critically High	Case rate is greater than 1,000.	Greater than 263 cases.	Greater than 666 cases.	Greater than 191 cases.

Case rate is determined by number of new confirmed cases in a particular group (such as a municipality) during the past two weeks, divided by the population of that particular group, multiplied by 100,000. Rates can fluctuate greatly with small population sizes making it difficult to call out high rates. Burden Status will only be provided for City of Neenah, City of Oshkosh, and Village of Fox Crossing due to population size. Number of cases for each Burden Status refers to the number of confirmed cases during a two-week time span.

## Confirmed Case Rate Trends by Municipality

The graphs below show confirmed case rate per 100,000 people by municipalities. These case rates are based on confirmed case counts during a two-week time span.




\*\*\*\*Due to population size, the smaller municipalities were grouped together into the following rural regions  
(See map on pg. 3)

- West: Towns of Nepeuskun, Poygan, Rushford, Utica, Winchester, and Wolf River
- Northeast: Towns of Clayton, Neenah, and Vinland
- Southeast: Towns of Algoma, Black Wolf, Nekimi, and Oshkosh
- Central: City of Omro, Towns of Omro & Winneconne, and Village of Winneconne

## Active Cases and Total Number of Confirmed Cases by Municipality (3/11/20-3/17/21)

A person is counted as an active COVID-19 case if they had a positive confirmatory laboratory test (for example, a test that detects the virus in the nose or throat) and are currently in isolation.

Municipality	Active Cases		Total Cases
	Number of Active Cases	Percent	Total Number of Confirmed Cases
City of Oshkosh	30	0%	6,212
City of Neenah	42	2%	2,364
Village of Fox Crossing	22	1%	1,816
City of Omro	Less than 5 cases		429
Town of Algoma	Less than 5 cases		639
Town of Black Wolf	Less than 5 cases		229
Town of Clayton	Less than 5 cases		406
Town of Neenah	11	3%	319
Town of Nekimi	0	0%	138
Town of Nepeuskun	0	0%	60
Town of Omro	0	0%	210
Town of Oshkosh	0	0%	228
Town of Poygan	Less than 5 cases		113
Town of Rushford	0	0%	131
Town of Utica	Less than 5 cases		112
Town of Vinland	0	0%	150
Town of Winchester	0	0%	169
Town of Winneconne	0	0%	251
Town of Wolf River	0	0%	115
Village of Winneconne	7	3%	251
Rural Regions****			
Central	8	1%	1,141
Northeast	15	2%	875
Southeast	4	<1%	1,234
West	4	1%	700
Winnebago County Health Department Jurisdiction	125	1%	14,343
Wisconsin	6,311	1%	570,571

 - Data is suppressed for municipalities with fewer than five active confirmed cases.

## Background Information

This report provides *preliminary* data on the confirmed COVID-19 cases from March 3, 2021 – March 16, 2021. **A person is counted as a confirmed COVID-19 case if they had a positive confirmatory laboratory test (for example, polymerase chain reaction (PCR) tests or nucleic acid amplification tests (NAT) that detect genetic material of SARS-CoV-2, the virus that causes COVID-19). Antigen positive tests are counted as probable cases and are not currently included in the case count rates and graphs in this report.** Please view the General Weekly Data Report to learn more about the confirmed and probable case counts, rates, and burden level.

Dates utilized for all graphs and tables are based on test result date and may not represent final reported case counts. Data may be underreported for recent days because results can take multiple days to be reported to the health department. This means the number of tests and percent positivity may change in next week's report. As this is a weekly report for the past 14 days, there will always be a week of overlap between reports.

\*The COVID-19 data provided in this report is specific to the Winnebago County Health Department (WCHD) jurisdiction (population: 153,748). It does not include the portions of the City of Menasha or City of Appleton that fall within Winnebago County as those areas fall within the jurisdiction of the [City of Menasha Health Department](#) and [City of Appleton Health Department](#). As of October 3, 2020, data reports from the Winnebago County Health Department do not include test results from residents in Wisconsin Department of Corrections facilities, which includes the Oshkosh Correctional Institute. This data can be found on the Wisconsin Department of Corrections [website](#). Data provided on the [Department of Health Services website](#) may be different than the information provided by WCHD because the state reports data for the entire county based on address, which includes those portions of Menasha and Appleton as well as the correctional facilities.

### For additional Winnebago County Health Department COVID-19 information:

- [WCHD COVID-19 Webpage](#)
- [General Weekly Data Summaries](#)
- [School District Weekly Data Summaries](#)
- [Trend Data Graphs](#)