



Public Health
Prevent. Promote. Protect.

**Winnebago County
Health Department**

Winnebago County Health Department Municipalities Weekly COVID Data Summary

March 11, 2021

Summary

- The Wisconsin Department of Health Services (DHS) [announced today](#) that people age 16 and older with certain medical conditions will be eligible for the COVID-19 vaccine beginning March 29. You can view details regarding the next eligible group on the [DHS website](#).
- While it is very exciting that there are now three COVID-19 vaccines available, it may still take months before we have enough people vaccinated to reach an adequate level of community immunity. It is important to continue to practice COVID-19 prevention measures including staying home, wearing a mask, social distancing and practicing good hand hygiene. When you do get vaccinated, please see these [tips](#).
- Know your status. Anyone who feels they need to be tested, should get [tested](#). At-home [specimen collection kits](#) are available at no cost to Wisconsinites, regardless of symptoms or exposure. Case rates may be improving, but they are still considered high. Any respiratory illness should be a suspected COVID-19 case. Most PCR results are returned within 24-36 hours. Antigen testing is available at the [UWO Culver Welcome Center](#) with antigen results available in about 20 minutes. The Culver Center also provides PCR confirmation testing. If you have been tested, stay home until you receive your test results and [follow this guidance](#).
- As kids return to in-person school, sports, and other extracurricular activities, we strongly encourage families to [get tested](#) for COVID-19, so we can keep our schools and sports open! Social distance, wear masks and do not host or participate in team social gathering events.
- [On March 1st](#), education staff and staff in *licensed* child care settings were among the groups added to the [eligible population](#) to receive the COVID-19 vaccine. If you fall within the currently eligible population, please connect with your employer regarding the vaccination plans for their employees. It will take weeks to fully vaccinate all the population currently eligible; please be patient and see [our website](#) for updates and vaccine clinic locations. *Being eligible does not mean vaccine is available right now.*
- As of March 10, **52,833** COVID-19 vaccine doses have been administered to Winnebago County residents that are [currently eligible](#) to receive the vaccine, and **1,743,880** doses of COVID-19 vaccine have been administered to Wisconsin residents.
- **Our confirmed + probable case burden remains high and relatively unchanged over the past few weeks.** The confirmed + probable case rate over the past 2 weeks for our jurisdiction is 165.9 cases per 100,000 people, a slight decrease from 173.7 cases per 100,000 reported last week. The number of cases (confirmed/probable) in the first week of this 2-week timeframe was 83/41 and for this most recent week is 83/48.
- Individuals under 18 had the highest PCR confirmed case rates of 168.1 per 100,000. Rates are lowest in those aged 60+ (52.5 per 100,000).
- There are currently 10 COVID-19 patients hospitalized in the Fox Valley.
- There has been a total of 182 confirmed COVID-19 deaths among confirmed and probable cases.
- Over this past week, 2.2% of [PCR tests in Wisconsin](#) were positive, 2.5% of PCR tests across all of Winnebago County were positive, and 2.4% of PCR tests across Winnebago County Health Department jurisdiction were positive. Over the past two weeks, 2.1% of PCR tests were positive in our jurisdiction. Many people with symptoms are only receiving antigen tests, which are excluded from the percent positivity calculation and likely leads to artificially lower percentages.
- Over the past two weeks, a daily average of 558 PCR tests were conducted among residents within the Winnebago County Health Department jurisdiction.
- We have shortened the timespan on certain graphs in our weekly data summaries. When visiting our [website](#), select 'COVID-19 Trend Graphs' to view data trends for the duration of the pandemic.

Confirmed Cases by Municipality for the Past Two Weeks (February 24 – March 9)

Municipality	Confirmed Case Count for past 2 weeks	Case Rate (per 100,000)	Burden**	Population***
City of Oshkosh	47	70.6	Moderately High	66,595
City of Neenah	47	178.5	High	26,333
Village of Fox Crossing	34	178.1	High	19,090
City of Omro	Less than 5 cases		<i>The populations in these municipalities are too small to provide burden status. Case rates fluctuate greatly with small population sizes. Interpret with caution, rely more on case counts and trend of case counts over time to estimate risks.</i> <i>Data is suppressed for municipalities with fewer than five confirmed cases in the past two weeks. See Case Rate by region graph on page 4.</i>	3,584
Town of Algoma	Less than 5 cases			6,939
Town of Black Wolf	0	0.0		2,446
Town of Clayton	12	286.2		4,193
Town of Neenah	Less than 5 cases			3,632
Town of Nekimi	0	0.0		1,422
Town of Nepeuskun	0	0.0		743
Town of Omro	0	0.0		2,325
Town of Oshkosh	Less than 5 cases			2,480
Town of Poygan	Less than 5 cases			1,327
Town of Rushford	Less than 5 cases			1,612
Town of Utica	0	0.0		1,337
Town of Vinland	Less than 5 cases			1,736
Town of Winchester	0	0.0		1,824
Town of Winneconne	Less than 5 cases			2,436
Town of Wolf River	Less than 5 cases			1,195
Village of Winneconne	Less than 5 cases			2,499
Rural Regions****				
Central	7	64.7	Moderately High	10,844
Northeast	19	198.9	High	9,561
Southeast	4	30.2	Moderate	13,287
West	8	99.7	Moderately High	8,038
Winnebago County Health Department Jurisdiction	166	108.0	High	153,748
Winnebago County	200	118.1	High	169,861
Wisconsin	6,666	115.3	High	

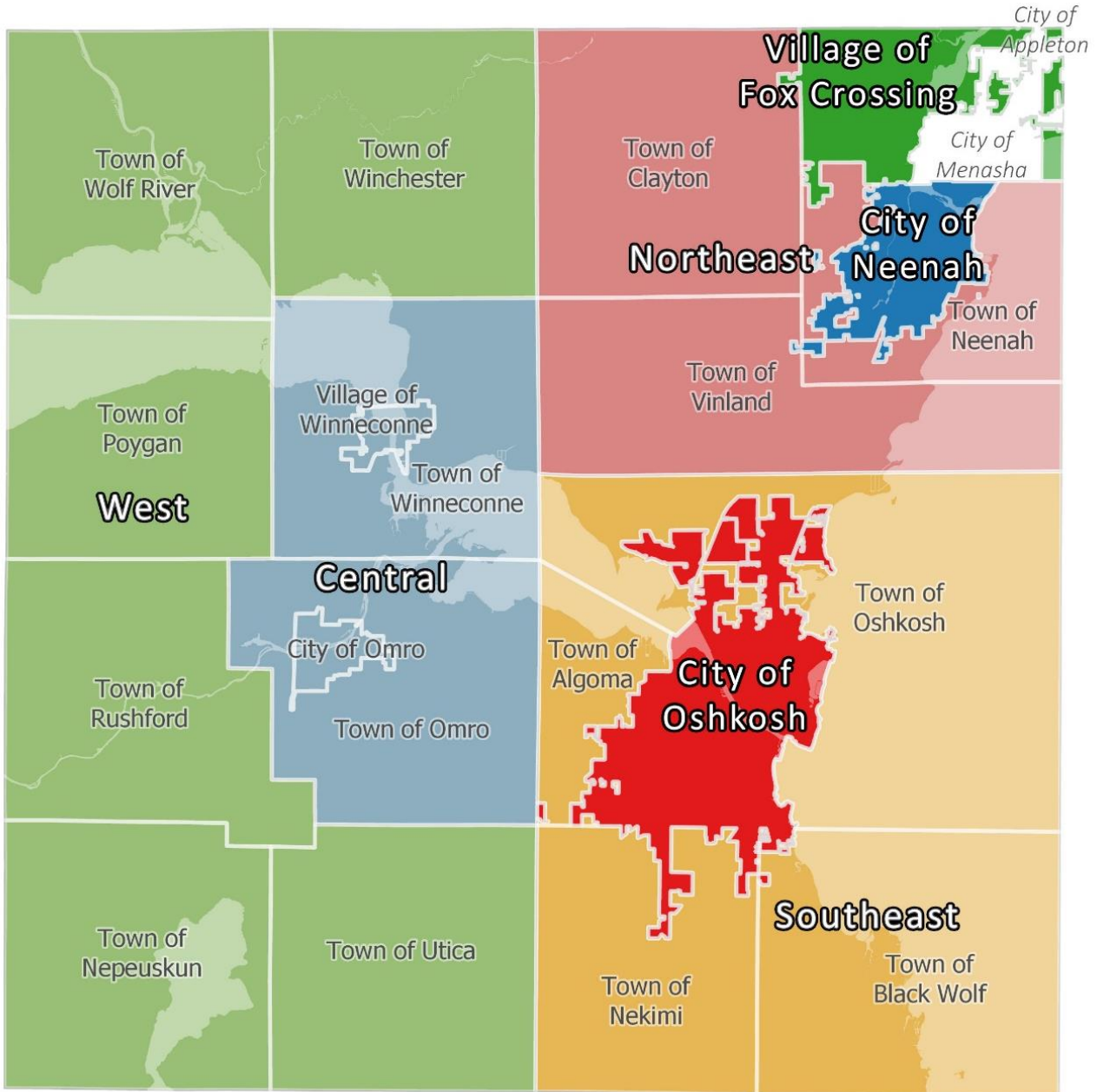
**Burden is based off of the case rate per 100,000 people in the past two weeks. See table on page 4 for more information on Burden Status for our county. Visit the DHS website for more information on this indicator at the state level

<https://www.dhs.wisconsin.gov/covid-19/local.htm>

***Population for municipality was retrieved from https://doa.wi.gov/DIR/Final_Ests_Muni_2020.pdf. Winnebago County Health Department Jurisdiction does not include the portions of the City of Menasha and the City of Appleton that fall within Winnebago County but report to their own health departments.

****Due to population size, the smaller municipalities were grouped together into rural regions (See map on pg. 3)

Winnebago County Map by Regions



- **West:** Towns of Nepeuskun, Poygan, Rushford, Utica, Winchester, and Wolf River
- **Northeast:** Towns of Clayton, Neenah, and Vinland
- **Southeast:** Towns of Algoma, Black Wolf, Nekimi, and Oshkosh
- **Central:** City of Omro, Towns of Omro & Winneconne, and Village of Winneconne

Number of Confirmed Cases and Rate per 100,000 People for Select Municipalities in the Past Two Weeks (February 24 – March 9)

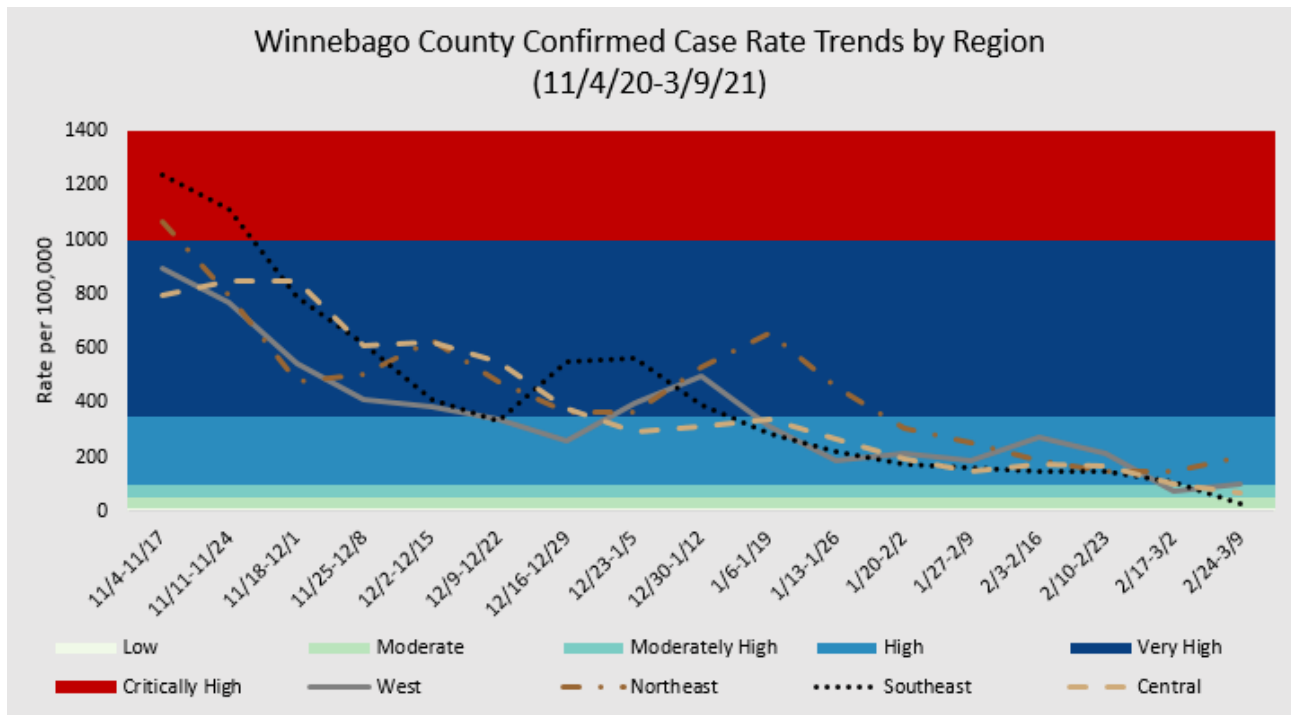
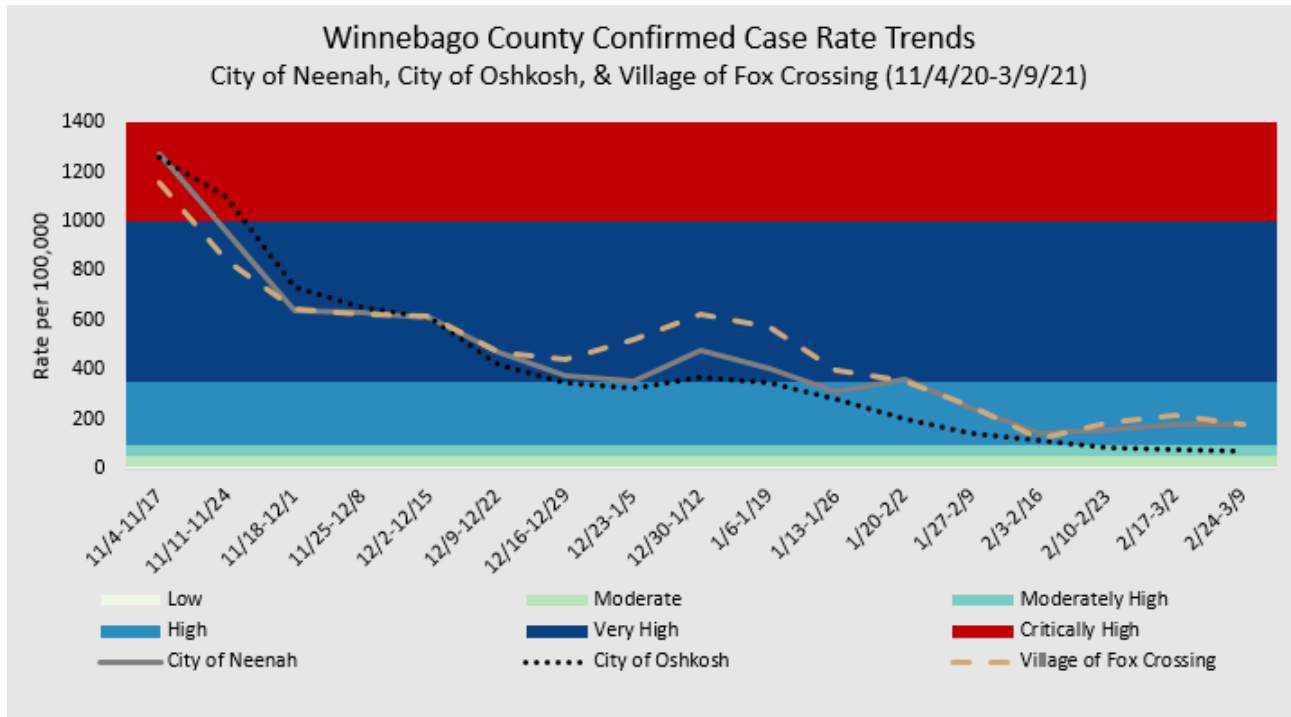
Age Group	City of Neenah			City of Oshkosh			Village of Fox Crossing		
	Number of cases	Rate per 100,000	Pop.	Number of cases	Rate per 100,000	Pop.	Number of cases	Rate per 100,000	Pop.
<18	19	299.4	6,347	10	84.5	11,836	11	287.6	3,825
18-24	3	160.9	1,864	13	100.3	12,962	2	114.7	1,743
25-29	2	110.9	1,803	2	38.0	5,261	1	66.5	1,503
30-39	6	174.5	3,439	7	78.8	8,882	4	153.2	2,611
40-49	8	237.3	3,371	2	26.7	7,491	6	336.1	1,785
50-59	5	129.9	3,850	7	85.3	8,206	8	236.3	3,385
60-69	2	73.0	2,739	2	35.3	5,658	2	95.6	2,091
70-79	1	64.6	1,547	2	62.3	3,209	0	0.0	1,227
80+	1	108.0	926	2	64.4	3,105	0	0.0	618
Total	47	181.6	25,886	47	70.6	66,610	34	181.0	18,788

Burden Status	Case Rate per 100,000 residents in the past two weeks	City of Neenah	City of Oshkosh	Village of Fox Crossing
Low	Case rate is less than or equal to 10.	Less than 3 cases.	Less than 7 case.	Less than 2 cases.
Moderate	Case rate is greater than 10, but less than or equal to 50.	Greater than 3 cases, but less than or equal to 13 cases.	Greater than 7 case, but less than or equal to 33 cases.	Greater than 2 cases, but less than or equal to 10 cases.
Moderately High	Case rate is greater than 50, but less than or equal to 100.	Greater than 13 cases, but less than or equal to 26 cases.	Greater than 33 cases, but less than or equal to 67 cases.	Greater than 10 cases, but less than or equal to 19 cases.
High	Case rate is greater than 100, but less than or equal to 350.	Greater than 26 cases, but less than or equal to 92 cases.	Greater than 67 cases, but less than or equal to 233 cases.	Greater than 19 cases, but less than or equal to 67 cases.
Very High	Case rate is greater than 350, but less than or equal to 1,000.	Greater than 92 cases, but less than or equal to 263 cases.	Greater than 233 cases, but less than or equal to 666 cases.	Greater than 67 cases, but less than or equal to 191 cases.
Critically High	Case rate is greater than 1,000.	Greater than 263 cases.	Greater than 666 cases.	Greater than 191 cases.

Case rate is determined by number of new confirmed cases in a particular group (such as a municipality) during the past two weeks, divided by the population of that particular group, multiplied by 100,000. Rates can fluctuate greatly with small population sizes making it difficult to call out high rates. Burden Status will only be provided for City of Neenah, City of Oshkosh, and Village of Fox Crossing due to population size. Number of cases for each Burden Status refers to the number of confirmed cases during a two-week time span.

Confirmed Case Rate Trends by Municipality

The graphs below show confirmed case rate per 100,000 people by municipalities. These case rates are based on confirmed case counts during a two-week time span.



****Due to population size, the smaller municipalities were grouped together into the following rural regions


(See map on pg. 3)

- West: Towns of Nepeuskun, Poygan, Rushford, Utica, Winchester, and Wolf River
- Northeast: Towns of Clayton, Neenah, and Vinland
- Southeast: Towns of Algoma, Black Wolf, Nekimi, and Oshkosh
- Central: City of Omro, Towns of Omro & Winneconne, and Village of Winneconne

Active Cases and Total Number of Confirmed Cases by Municipality (3/11/20-3/10/21)

A person is counted as an active COVID-19 case if they had a positive confirmatory laboratory test (for example, a test that detects the virus in the nose or throat) and are currently in isolation.

Municipality	Active Cases		Total Cases
	Number of Active Cases	Percent	Total Number of Confirmed Cases
City of Oshkosh	34	1%	6,192
City of Neenah	35	2%	2,333
Village of Fox Crossing	25	1%	1,804
City of Omro	Less than 5 cases		428
Town of Algoma	Less than 5 cases		636
Town of Black Wolf	0	0%	228
Town of Clayton	7	2%	404
Town of Neenah	Less than 5 cases		312
Town of Nekimi	0	0%	138
Town of Nepeuskun	0	0%	60
Town of Omro	0	0%	210
Town of Oshkosh	Less than 5 cases		228
Town of Poygan	Less than 5 cases		111
Town of Rushford	Less than 5 cases		131
Town of Utica	0	0%	111
Town of Vinland	Less than 5 cases		150
Town of Winchester	0	0%	169
Town of Winneconne	Less than 5 cases		251
Town of Wolf River	Less than 5 cases		115
Village of Winneconne	Less than 5 cases		247
Rural Regions****			
Central	6	1%	1,136
Northeast	13	2%	866
Southeast	2	<1%	1,230
West	7	1%	697
Winnebago County Health Department Jurisdiction	122	1%	14,259
Wisconsin	6,528	1%	567,691

 - Data is suppressed for municipalities with fewer than five active confirmed cases.

Background Information

This report provides *preliminary* data on the confirmed COVID-19 cases from February 24, 2021 – March 9, 2021. **A person is counted as a confirmed COVID-19 case if they had a positive confirmatory laboratory test (for example, polymerase chain reaction (PCR) tests or nucleic acid amplification tests (NAT) that detect genetic material of SARS-CoV-2, the virus that causes COVID-19). Antigen positive tests are counted as probable cases and are not currently included in the case count rates and graphs in this report.** Please view the General Weekly Data Report to learn more about the confirmed and probable case counts, rates, and burden level.

Dates utilized for all graphs and tables are based on test result date and may not represent final reported case counts. Data may be underreported for recent days because results can take multiple days to be reported to the health department. This means the number of tests and percent positivity may change in next week's report. As this is a weekly report for the past 14 days, there will always be a week of overlap between reports.

*The COVID-19 data provided in this report is specific to the Winnebago County Health Department (WCHD) jurisdiction (population: 153,748). It does not include the portions of the City of Menasha or City of Appleton that fall within Winnebago County as those areas fall within the jurisdiction of the [City of Menasha Health Department](#) and [City of Appleton Health Department](#). As of October 3, 2020, data reports from the Winnebago County Health Department do not include test results from residents in Wisconsin Department of Corrections facilities, which includes the Oshkosh Correctional Institute. This data can be found on the Wisconsin Department of Corrections [website](#). Data provided on the [Department of Health Services website](#) may be different than the information provided by WCHD because the state reports data for the entire county based on address, which includes those portions of Menasha and Appleton as well as the correctional facilities.

For additional Winnebago County Health Department COVID-19 information:

- [WCHD COVID-19 Webpage](#)
- [General Weekly Data Summaries](#)
- [School District Weekly Data Summaries](#)
- [Trend Data Graphs](#)