

SUMMARY BY DIVISION

	<u>Revenues</u>	<u>Expenses</u>	<u>Adjustments</u>	<u>Levy</u>
EDUCATION, CULTURE, & RECREATION				
UWO - Fox Cities Campus	\$ 158,992	\$ 307,616	\$ -	\$ 148,624
University Extension	46,126	749,548	-	703,422
Parks	325,173	1,823,468	(130,000)	1,368,295
Boat Launch	110,000	108,532	1,468	-
	<u>\$ 640,291</u>	<u>\$ 2,989,164</u>	<u>\$ (128,532)</u>	<u>\$ 2,220,341</u>

UWO-FOX CITIES CAMPUS

**General Fund – Department: 062
2023 BUDGET NARRATIVE**

DEPARTMENT HEAD: Martin Rudd
LOCATION: UWO-Fox Cities Campus
1478 Midway Road
Menasha, WI 54952

TELEPHONE: (920) 832-2610

MISSION STATEMENT:

The University of Wisconsin Oshkosh (UWO)-Fox Cities Campus delivers accessible and high quality university education providing liberal arts and pre-professional instruction that engages students in baccalaureate and professional programs. The learning environment allows our students to seek and discover their potential for leadership, service, and responsible citizenship and encourages life-long learning. UWO-Fox Cities Campus serves our community through civic engagement by providing access to information, knowledge and cultural enrichment opportunities. The University of Oshkosh-Fox Cities Campus will be an innovative and responsive educational leader, providing superior education to undergraduate students and improving the quality of life and work in the region.

PROGRAM DESCRIPTION:

Through an agreement made in 1959 with the State of Wisconsin, Winnebago County and Outagamie County jointly own the buildings and grounds of the campus of the University of Wisconsin Oshkosh – Fox Cities Campus. County funding provides for the maintenance and improvement of these campus facilities. The University of Wisconsin, with state, federal and program funds, provide the campus budget for salaries and program expenses, totaling \$7 million for the 2021-2022 fiscal year. The campus web site is <https://uwosh.edu/fox>

The UWO-Fox Cities Campus commits itself to the following goals:

- (a) To plan and deliver the freshman-sophomore years of baccalaureate programs and professional studies.
- (b) To place major emphasis on teaching excellence.
- (c) To support the development, testing, and use of effective teaching methods.
- (d) To assess the learning outcomes of our students.
- (e) To foster the development and provide collaborative bachelor's degree programs in high-demand areas for adult learners, including, Mechanical Engineering, Electrical Engineering, and Engineering Technology, in addition to the pursuit of new partnerships of educational credentials.
- (f) To expect scholarly activity including research, scholarship and creative endeavor, that supports its programs at the associate degree level.
- (g) To serve the citizens in the UWO-Fox Cities Campus service area by (1) promoting the integration of the extension function and encouraging faculty and staff to participate in outreach activity through, for example, providing continuing educational programs, (2) facilitating the delivery of programs offered by the University of Wisconsin Oshkosh and other UW institutions.

- (h) To participate in inter-institutional relationships including but not limited to private colleges, public schools, other University of Wisconsin institutions, the College of the Menominee Nation, and the Wisconsin Technical College System in order to maximize educational opportunity and resources for the citizens of the area.**
- (i) To serve the special needs of minority, disadvantaged, disabled and nontraditional students, especially those in immediate service areas.**
- (j) To provide opportunities for cultural enrichment.**
- (k) To make available, as a service to business, industry and the general public, the unique professional expertise of the faculty and staff.**

UWO-FOX CITIES CAMPUS

**General Fund – Department: 062
2023 BUDGET NARRATIVE**

DEPARTMENT HEAD: Martin Rudd
LOCATION: UWO-Fox Cities Campus
1478 Midway Road
Menasha, WI 54952

TELEPHONE: (920) 832-2610

2022 ACCOMPLISHMENTS:

- 1. Successfully launched first season of “Wisconsin Competitive Sport League” with a return to men’s basketball and women’s volleyball (team development) between “UW System Branch Campuses”**
- 2. UWO Fox Cities was designated by the Arbor Day Foundation as having achieved Tree Campus USA status (for 2021, and celebrated 10 years in a row) recognizing the campus’ and counties’ commitment to effectively manages its trees; develop connectivity with the community beyond campus borders in order to foster healthy, urban forests; and to engage its student population to utilize service learning opportunities centered on the campus, community and forestry efforts.**
- 3. Division of Online and Continuing Education from UWO Fox Cities offered their first overseas community education trip (Portugal) in a return to programming as part of UWO.**
- 4. Returned to in person graduation ceremonies in Dec and May, recognizing more than 150 Associate of Arts and Science degree recipients.**
- 5. Started food service meal plan for international students who are on campus for the majority of the year.**
- 6. Celebrated 10th Anniversary Season of UWO Fox Cities Theatre at the Communication Arts Center with large stage performances of student and community original shows.**
- 7. Successfully launched fully online Associate of Arts and Science degree in cooperation with Division of Online and Continuing Education, allowing students to access additional curriculum and meet their needs.**
- 8. Launched a full year of programming at The Intersection, our space for inclusive community and a supportive environment for students from historically excluded and/or structurally marginalized groups.**

2023 GOALS & OBJECTIVES:

- 1. With a view to continued newly normalized operations while keeping a close eye on the emergence of COVID related variants, we will:**
 - Continue to expand community facing offerings of the Barlow Planetarium (with a newly hired Program Manager) and celebrate the 20th Anniversary of the Weis Earth Science Museum with an open house and new exhibits celebrating its status as the Official Mineralogical Museum of Wisconsin.**
 - Finalize and implement UWO’s Strategic Plan to embrace its goals and measured outcomes through priorities of student success, organizational identity, workplace culture and institutional innovation and success.**
- 2. Child Care Center Addition. Complete construction of Children’s Center Addition and hold formal opening.**

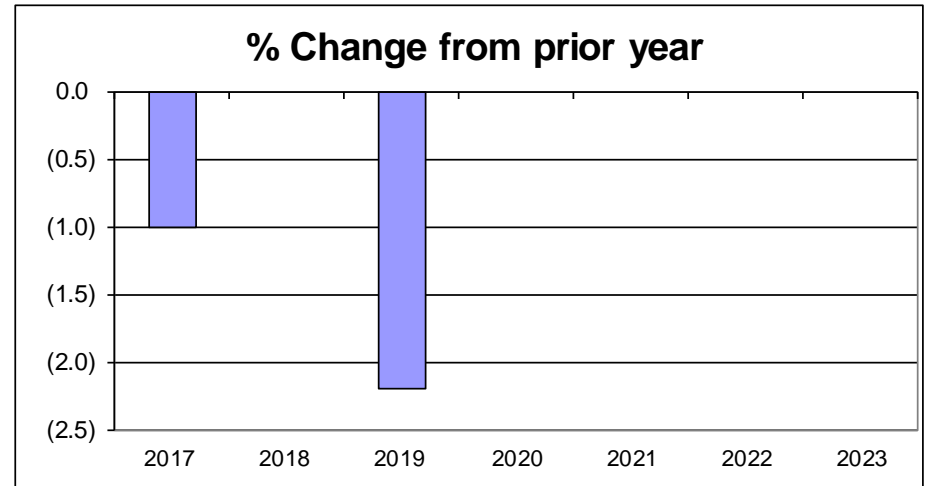
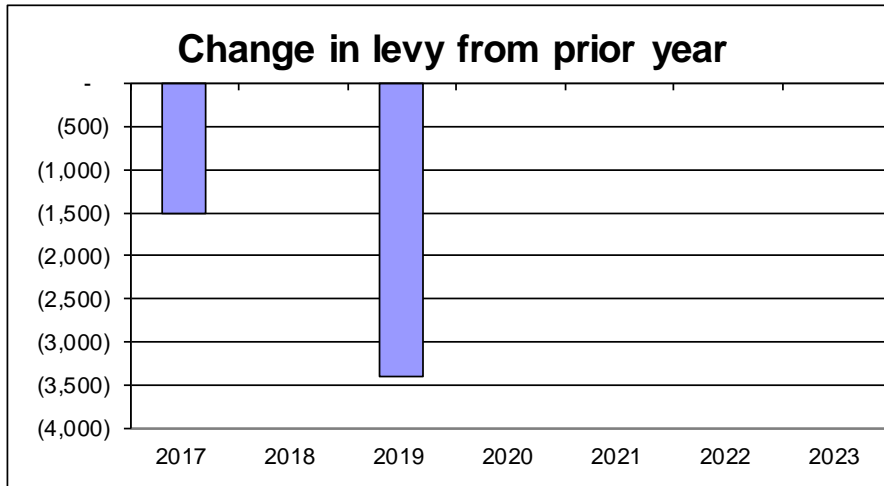
- 3. Academic Programming: Introduce new programming at the certificate level embedded within the associate of arts and science degree including Community Health, Sustainability, Spanish.**
- 4. Food Service and Student Development Space. Complete design and engineering of this project to meet the current and future needs of the campus leading to counties' approvals of the final construction of updated and enlarged food service and commons to enable meal plan service for all students and employees, offer club / meeting rooms, flexible student event areas.**

UWO-FOX CITIES CAMPUS

2023 BUDGET NARRATIVE HIGHLIGHTS

DEPARTMENT STAFFING: There are no County staff assigned to this facility.

COUNTY LEVY: The tax levy for 2023 is \$148,624, no change from 2022. A schedule of significant changes follows.



SIGNIFICANT CHANGES FROM 2022 ADOPTED - UWO-Fox Cities Campus

Account	Amount	Description
Significant changes from 2022		
Tax Levy 2022	\$ 148,624	
Revenue Changes - impact on levy:		
None	-	
Expense Changes - impact on levy:		
Maintenance Grounds	10,247	Increase to move the budget from the interfund account below. Their maintenance grounds work is not completed by a County department.
Repair Maintenance Supplies	(441)	Decrease based on staying within the levy target and the increase required in the Prop Liab Insurance account below.
Maintenance Grounds - Interfund	(10,247)	Decrease to move the budget from the interfund account into the Maintenance Grounds account above. The maintenance grounds work is not completed by a County department, unless it is parking lot repairs done by the Highway Department.
Prop Liab Insurance	441	Increase based on interfund charges charged by the Property & Liability Insurance Fund.
Other small changes	-	This is a combination of small increases and decreases to revenue and expense accounts.
Tax Levy 2023	\$ 148,624	

Financial Summary UWO-Fox Cities Campus

Items	2022 7-Month Actual	2022 12-Month Estimate	2022 Adopted Budget	2022 Adjusted Budget	2023 Adopted Budget
Total Revenues	64,747	163,840	158,992	158,992	158,992
Labor	-	-	-	-	-
Travel	-	-	-	-	-
Capital	9,416	-	-	9,416	-
Other Expenditures	99,342	307,896	307,616	311,096	307,616
Total Expenditures	108,758	307,896	307,616	320,512	307,616
Levy			148,624		148,624

Winnebago County

Budget Detail - 2023

Description	Object	2019 Actual	2020 Actual	2021 Actual	2022 Adopted	2022 Revised	2022 Projected	2023 Request	2023 Executive	2023 Adopted	% Change From Prior Yr Adopted
Department - 062 - UWO-Fox Cities Campus											
Revenue											
Misc Revenues:											
Other Miscellaneous Revenues	48109	5,184	5,184	5,184	5,184	5,184	5,184	5,184	5,184	5,184	0.00%
Cost Sharing Allocations	48110	157,646	116,760	176,758	153,808	153,808	158,656	153,808	153,808	153,808	0.00%
Misc Revenues Subtotal:		162,830	121,944	181,942	158,992	158,992	163,840	158,992	158,992	158,992	0.00%
Total Non-Operating Revenue:		162,830	121,944	181,942	158,992	158,992	163,840	158,992	158,992	158,992	0.00%
Revenue Total:		162,830	121,944	181,942	158,992	158,992	163,840	158,992	158,992	158,992	0.00%
Expense											
Capital Outlay:											
Improvements	58002	36,273	66,673	27,041	0	9,416	9,416	0	0	0	0.00%
Capital Outlay Subtotal:		36,273	66,673	27,041	0	9,416	9,416	0	0	0	0.00%
Total Capital:		36,273	66,673	27,041	0	9,416	9,416	0	0	0	0.00%
Office:											
Computer Supplies	53005	72	0	0	0	0	0	0	0	0	0.00%
Office Subtotal:		72	0	0	0	0	0	0	0	0	0.00%
Operating:											
Agricultural Supplies	53515	516	0	0	2,200	2,200	500	2,200	2,200	2,200	0.00%
Small Equipment	53522	1,717	32	4,885	4,000	4,000	2,500	4,000	4,000	4,000	0.00%
Equipment Rental	53551	1,156	0	0	0	0	0	0	0	0	0.00%
Operating Subtotal:		3,389	32	4,885	6,200	6,200	3,000	6,200	6,200	6,200	0.00%

Winnebago County

Budget Detail - 2023

Description	Object	2019 Actual	2020 Actual	2021 Actual	2022 Adopted	2022 Revised	2022 Projected	2023 Request	2023 Executive	2023 Adopted	% Change From Prior Yr Adopted
Department - 062 - UWO-Fox Cities Campus											
Repairs & Maint:											
Maintenance Buildings	54020	9,590	5,089	8,825	4,000	4,000	4,000	4,000	4,000	4,000	0.00%
Maintenance Grounds	54021	0	0	0	0	0	10,247	10,247	10,247	10,247	100.00%
Repair Maintenance Supplies	54024	52,616	58,082	49,052	55,291	58,771	58,771	54,850	54,850	54,850	-0.80%
Maintenance Grounds	74021	3,420	0	7,329	10,247	10,247	0	0	0	0	-100.00%
Repairs & Maint Subtotal:		65,626	63,171	65,206	69,538	73,018	73,018	69,097	69,097	69,097	-0.63%
Contractual Services:											
Pest Extermination	55002	2,321	1,214	1,364	3,200	3,200	3,200	3,200	3,200	3,200	0.00%
Snow Removal	55003	62,490	36,134	60,186	60,000	60,000	60,000	60,000	60,000	60,000	0.00%
Grounds Maintenance	55007	23,692	1,093	10,994	0	0	0	0	0	0	0.00%
Building Repairs	55008	103,717	46,783	96,202	130,068	130,068	130,068	130,068	130,068	130,068	0.00%
Professional Service	55014	0	0	56,280	0	0	0	0	0	0	0.00%
Contractual Services Subtotal:		192,220	85,224	225,027	193,268	193,268	193,268	193,268	193,268	193,268	0.00%
Insurance Expenses:											
Prop Liab Insurance	76000	17,712	18,420	31,356	38,610	38,610	38,610	39,051	39,051	39,051	1.14%
Insurance Expenses Subtotal:		17,712	18,420	31,356	38,610	38,610	38,610	39,051	39,051	39,051	1.14%
Total Other Operating:		279,018	166,847	326,474	307,616	311,096	307,896	307,616	307,616	307,616	0.00%
Expense Total:		315,291	233,520	353,515	307,616	320,512	317,312	307,616	307,616	307,616	0.00%
UWO-Fox Cities Campus Net/(Levy):		(152,461)	(111,576)	(171,573)	(148,624)	(161,520)	(153,472)	(148,624)	(148,624)	(148,624)	0.00%

UW - EXTENSION

General Fund – Department: 064
2023 BUDGET NARRATIVE

DEPARTMENT HEAD/

AREA EXTENSION DIRECTOR:

Chris Viau

LOCATION:

Winnebago County UW-Extension

James P. Coughlin Center

625 E. County Road Y, Suite 600

Oshkosh, WI 54901-9774

TELEPHONE: (920) 232-1973

MISSION STATEMENT:

Extension Winnebago County provides residents with access to university resources, engaging lifelong learners wherever they live and work. Educational programs support the community, organizations, youth, families, and agriculture and meet local needs by utilizing input from residents and community leaders throughout Winnebago County.

PROGRAM DESCRIPTIONS:

AGRICULTURE, NATURAL RESOURCES, and COMMUNITY DEVELOPMENT PROGRAMS:

Agriculture: Programs provide farm operators, rural landowners, and youth with the latest information to empower them to improve crop and animal production practices, buildings and facilities, water quality, and marketing.

Horticulture: Programs provide best practices and technical assistance to home gardeners and green industry professionals improving economic and environmental sustainability for individuals, families, communities, and businesses. The Master Gardener Program educates, empowers, and supports volunteers to use university research-based information to extend the Wisconsin Idea, making a positive difference in lives and communities.

Community and Organizational Development: Programs provide educational programming to assist leaders, communities, and organizations in realizing their fullest potential. We work with communities to build the vitality that enhances their quality of life and enriches the lives of their residents. We educate in leadership development, organizational development, food systems, community economic development, local government education, and much more. In short, the Community Development Institute plants and cultivates the seeds for thriving communities and organizations.

YOUTH, FAMILY, and HEALTH PROGRAMS:

4-H Positive Youth Development: Programs develop confident, capable, and caring youth with the life skills to thrive in today's world and succeed in their boldest dreams for tomorrow. By incorporating four essential elements of positive youth development (belonging, mastery, independence, and generosity) into all of its programming, youth ages 5-19 can learn important life skills like leadership, teamwork, critical thinking, and communication to help prepare them for successful futures. 4-H programming includes community clubs, camps, and educational travel experiences, delivered by youth and adult volunteers who are trained and supported by Extension staff.

Human Development and Family Relationships: Programs provide education promoting family strengths and help communities become supportive environments for family life. Programs respond to issues identified by county needs assessments to help families and individuals make decisions about relationships, parenting, financial management, food safety, and housing. An additional emphasis is placed upon health during the lifespan, including programs in mental, physical, and social-emotional health, resilience skill building, and financial management. Our programs focus on leveraging community resources and strengthening community/family partnerships. Programs and collaborative efforts with agencies focus on building community capacity to deal with family issues and concerns.

Health and Well-Being: The Wisconsin FoodWise program seeks to empower Wisconsin residents with limited incomes to make healthy choices to achieve healthy lives and reduce health disparities. Additionally, programming is focused upon stress management, holistic wellness, and suicide prevention.

UW - EXTENSION

General Fund – Department: 064
2023 BUDGET NARRATIVE

DEPT HEAD/

AREA EXTENSION DIRECTOR: Chris Viau

TELEPHONE: (920) 232-1973

LOCATION:

Winnebago County UW-Extension
James P. Coughlin Center
625 E. County Road Y, Suite 600
Oshkosh, WI 54901-9774

2022 ACCOMPLISHMENTS:

(HORT=Horticulture, AG=Agriculture, HDR=Human Development and Relationships, CD=Community Development, 4-HY=4-H Youth, FW=FoodWise)

1. HDR: Expanded Rent Smart programming to reach Justice Involved Families.
2. HDR: Offered new “Triple P” Positive Parenting Program, Mental Health First Aid, 8 Dimensions of Wellness, and Compassion Resilience.
3. CD: Continued to expand access to entrepreneurs of color by partnering with community organizations and the ColorBold Business Association to maintain and grow their presence.
4. CD: Launched a community garden map for Outagamie and Winnebago counties including community garden locations and information in the greater Fox Valley-Oshkosh area, which is available to the public.
5. 4-HY: Re-established face to face programs with partners such as Boys & Girls Clubs and Oshkosh and Menasha after school programs.
6. 4-HY: Provided focused learning opportunities for 4-H volunteers in club and project leadership roles.
7. FW: Delivered nutrition education to 2nd and 5th grade students at income eligible elementary schools, where increased healthy behaviors such as eating more fruits and vegetables and drinking less sugar-sweetened beverages has been recorded.
8. Office: Assist Diversity Affairs Commission to develop a Strategic Plan and Bylaws to aid the Commission to engage in education and civil dialogue.

2023 GOALS & OBJECTIVES:

(HORT=Horticulture, AG=Agriculture, HDR=Human Development and Relationships, CD=Community Development, 4-HY=4-H Youth, FW=FoodWise)

1. HORT: Provide outreach education for green industry professionals, Master Gardeners, and consumers on horticulture, environment, and sustainability. This includes development or adaptation of virtual and remote programs as needed.
2. AG: Develop outreach educational programs to increase producers’ use of cover crops to improve soil health.
3. AG: Assist in hosting and teaching relevant, timely, and content-specific workshops using a variety of methods to reach the broadest audience.
4. HDR: Certify schools in the Sources of Strength Framework, using various formats as needed.
5. HDR: Coordinate staff and community professional development in mental health topics, using a variety of methods to meet needs.
6. HDR: Evaluate needs and offer relevant parenting programming for our community via various formats.
7. HDR: Provide financial coaching services to encourage personal finance behavior changes in coaching participants.
8. HDR: Expand financial education to reach Justice Involved Families.

- 9. CD: Continue expanding access to Entrepreneurs of Color by partnering with ColorBold Business Association.**
- 10. CD: Deliver organizational capacity-building programming to select community organizations or Extension partners.**
- 11. 4-HY: Build social capital with historically marginalized and underserved youth and emerging communities.**
- 12. 4-HY: Provide high quality, culturally relevant youth development programs developed in cooperation with youth and community partners.**
- 13. 4-HY: Utilize youth-adult partnerships to incorporate youth into governance and decision-making processes with resources for youth to learn, work, plan, and lead.**
- 14. FW: Advance healthy eating habits, active lifestyles, and healthy community environments for Wisconsin residents with limited incomes through nutrition education at the individual, community, and systems levels.**

UW-EXTENSION

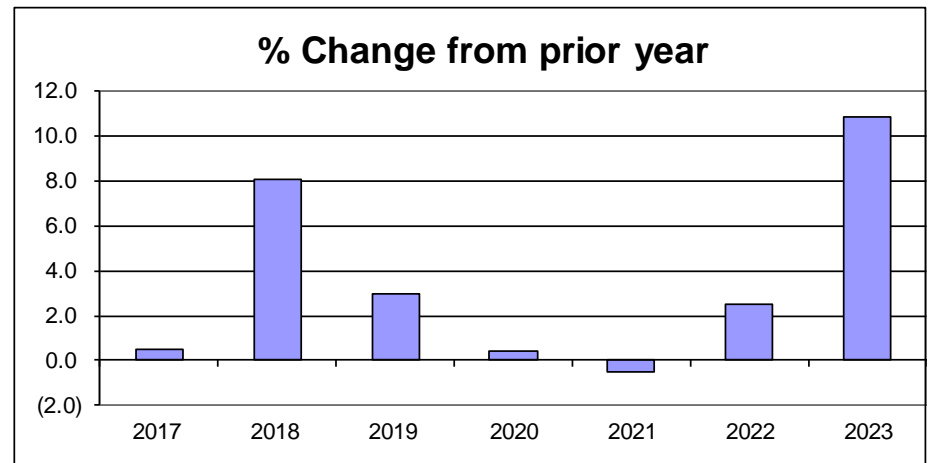
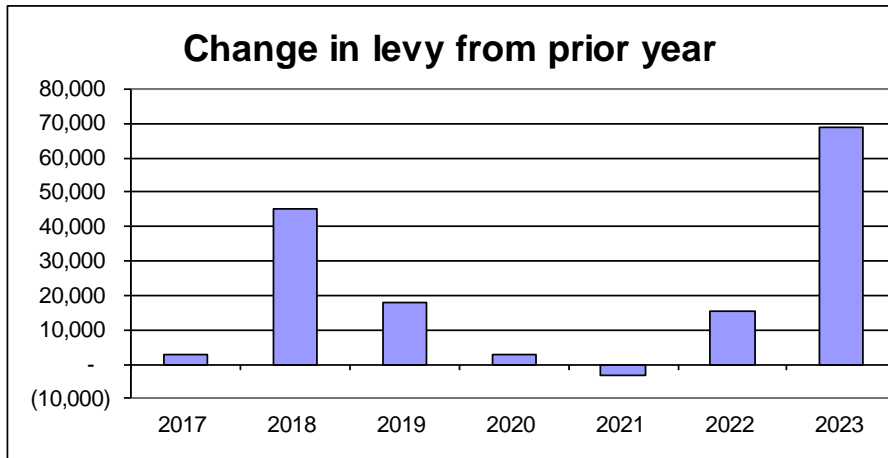
2023 BUDGET NARRATIVE HIGHLIGHTS

DEPARTMENT STAFFING:

There is no change to the staffing table for 2023. The Table of Organization of Classified Positions can be found in the Overview section.

COUNTY LEVY:

The tax levy for 2023 is \$703,422, an increase of \$69,060, or 10.89% over 2022. A schedule of significant changes follows.



SIGNIFICANT CHANGES FROM 2022 ADOPTED - University Extension

Account	Amount	Description
Significant changes from 2022		
Tax Levy 2022	\$ 634,362	
Revenue Changes - impact on levy:		
Cost Share Municipalities	27,500	Decrease due to the Sources of Strength program ending.
Expense Changes - impact on levy:		
Registration Tuition	(6,950)	Decrease due to the Protective Factors and Sources of Strength programs ending.
Other Operating Supplies	(6,000)	Decrease due to the Protective Factors and Sources of Strength programs ending.
Other Contracted Services	39,518	Increase due to the Protective Factors and Sources of Strength programs ending (decrease of roughly \$59,000) and increasing for a new Educator position (increase of roughly \$98,000).
Other small changes	14,992	This is a combination of small increases and decreases to revenue and expense accounts.
Tax Levy 2023	\$ 703,422	

Financial Summary University Extension

Items	2022 6-Month Actual	2022 12-Month Estimate	2022 Adopted Budget	2022 Adjusted Budget	2023 Adopted Budget
Total Revenues	36,305	54,038	74,500	74,500	46,126
Labor	138,279	277,557	279,276	279,276	287,818
Travel	8,549	13,702	26,330	28,080	17,681
Capital	-	-	-	-	-
Other Expenditures	123,443	339,113	403,256	413,913	444,049
Total Expenditures	270,271	630,372	708,862	721,269	749,548
Levy			634,362		703,422

Winnebago County

Budget Detail - 2023

Description	Object	2019 Actual	2020 Actual	2021 Actual	2022 Adopted	2022 Revised	2022 Projected	2023 Request	2023 Executive	2023 Adopted	% Change From Prior Yr Adopted
Department - 064 - University Extension											
Revenue											
Intergov Rev:											
WI Dept of Administration	42002	0	8,572	0	0	0	0	0	0	0	0.00%
WI Dept of Justice	42018	0	2,730	0	0	0	0	0	0	0	0.00%
Other Grantor Agencies	42019	7,808	2,458	0	4,250	4,250	2,500	0	0	0	-100.00%
Interdept Other Grant	62019	18,732	6,068	15,928	8,308	8,308	12,308	8,308	8,308	8,308	0.00%
Intergov Rev Subtotal:		26,539	19,828	15,928	12,558	12,558	14,808	8,308	8,308	8,308	-33.84%
Public Services:											
Other Fees	45002	61	0	0	0	0	0	0	0	0	0.00%
Forms Copies Etc	45003	2,221	900	148	529	529	529	200	200	200	-62.19%
Mail Service Revenue	45015	4,350	4,356	3,863	4,363	4,363	4,351	3,863	3,863	3,863	-11.46%
Donations	45034	0	960	0	0	0	0	0	0	0	0.00%
Garden Fees	45054	1,853	1,533	1,929	0	0	0	0	0	0	0.00%
Program Fees	45055	9,524	2,312	471	29,550	29,550	31,850	33,755	33,755	33,755	14.23%
Public Services Subtotal:		18,009	10,061	6,411	34,442	34,442	36,730	37,818	37,818	37,818	9.80%
Intergov Services:											
Cost Share Municipalities	43016	17,750	20,000	10,250	27,500	27,500	2,500	0	0	0	-100.00%
Intergov Services Subtotal:		17,750	20,000	10,250	27,500	27,500	2,500	0	0	0	-100.00%
Total Operating Revenue:		62,298	49,888	32,589	74,500	74,500	54,038	46,126	46,126	46,126	-38.09%
Revenue Total:		62,298	49,888	32,589	74,500	74,500	54,038	46,126	46,126	46,126	-38.09%

Winnebago County

Budget Detail - 2023

Description	Object	2019 Actual	2020 Actual	2021 Actual	2022 Adopted	2022 Revised	2022 Projected	2023 Request	2023 Executive	2023 Adopted	% Change From Prior Yr Adopted
Department - 064 - University Extension											
Expense											
Wages:											
Regular Pay	51100	146,189	165,300	176,365	185,345	185,345	185,472	193,042	193,042	193,042	4.15%
Temporary Employees	51101	19,373	5,142	252	0	0	0	0	0	0	0.00%
Wages Subtotal:		165,561	170,441	176,617	185,345	185,345	185,472	193,042	193,042	193,042	4.15%
Fringes Benefits:											
FICA Medicare	51200	11,468	11,246	12,230	14,178	14,178	12,817	14,768	14,768	14,768	4.16%
Health Insurance	51201	57,277	63,302	63,240	63,262	63,262	62,805	62,766	62,766	62,766	-0.78%
Dental Insurance	51202	2,754	2,870	2,870	2,870	2,870	2,870	2,870	2,870	2,870	0.00%
Workers Compensation	51203	649	402	888	904	904	906	568	568	568	-37.17%
WI Retirement	51206	9,478	11,170	11,605	11,679	11,679	11,687	12,723	12,723	12,723	8.94%
Fringe Benefits Other	51207	736	913	938	1,038	1,038	1,000	1,081	1,081	1,081	4.14%
Fringes Benefits Subtotal:		82,363	89,903	91,770	93,931	93,931	92,085	94,776	94,776	94,776	0.90%
Total Labor:		247,924	260,345	268,387	279,276	279,276	277,557	287,818	287,818	287,818	3.06%

Winnebago County
Budget Detail - 2023

Description	Object	2019 Actual	2020 Actual	2021 Actual	2022 Adopted	2022 Revised	2022 Projected	2023 Request	2023 Executive	2023 Adopted	% Change From Prior Yr Adopted
Department - 064 - University Extension											
Travel:											
Registration Tuition	52001	1,306	1,420	7,401	13,200	13,200	7,000	5,350	6,250	6,250	-52.65%
Automobile Allowance	52002	7,854	2,654	3,502	7,500	7,500	4,863	4,575	5,075	5,075	-32.33%
Commercial Travel	52004	0	0	0	750	750	0	1,400	1,400	1,400	86.67%
Meals	52005	49	0	150	400	400	200	420	485	485	21.25%
Lodging	52006	968	0	915	4,000	5,750	1,300	3,358	3,791	3,791	-5.23%
Other Travel Exp	52007	98	0	128	300	300	159	375	425	425	41.67%
Taxable Benefit	52008	17	21	12	180	180	180	225	255	255	41.67%
Travel Subtotal:		10,292	4,095	12,108	26,330	28,080	13,702	15,703	17,681	17,681	-32.85%
Total Travel:		10,292	4,095	12,108	26,330	28,080	13,702	15,703	17,681	17,681	-32.85%
Office:											
Office Supplies	53000	3,759	3,577	1,434	5,000	5,000	3,000	5,185	5,185	5,185	3.70%
Stationery and Forms	53001	114	552	499	500	757	500	600	600	600	20.00%
Printing Supplies	53002	1,193	855	937	1,500	1,500	1,000	1,500	1,500	1,500	0.00%
Print Duplicate	53003	3,140	227	4,932	2,200	2,200	5,000	5,000	5,000	5,000	127.27%
Postage and Box Rent	53004	3,705	3,757	3,819	4,000	4,000	3,708	3,900	3,900	3,900	-2.50%
Computer Software	53006	9,803	784	440	1,000	1,000	491	2,530	2,530	2,530	153.00%
Telephone	53008	3,591	4,354	3,583	4,500	4,500	4,000	4,000	4,000	4,000	-11.11%
Print Duplicate	73003	11,637	5,132	7,223	10,000	10,000	11,000	12,000	12,000	12,000	20.00%
Postage and Box Rent	73004	289	220	75	400	400	155	300	300	300	-25.00%
Computer Licensing Charge	73006	0	0	0	7,902	7,902	7,902	3,211	3,211	3,211	-59.36%
Office Subtotal:		37,231	19,458	22,942	37,002	37,259	36,756	38,226	38,226	38,226	3.31%

Winnebago County

Budget Detail - 2023

Description	Object	2019 Actual	2020 Actual	2021 Actual	2022 Adopted	2022 Revised	2022 Projected	2023 Request	2023 Executive	2023 Adopted	% Change From Prior Yr Adopted
Department - 064 - University Extension											
Operating:											
Advertising	53500	360	45	394	300	300	300	300	300	300	0.00%
Subscriptions	53501	712	575	1,498	2,000	2,250	1,500	2,000	3,000	3,000	50.00%
Membership Dues	53502	702	825	470	2,000	2,000	1,100	1,625	1,875	1,875	-6.25%
Registration Tuition Other	53509	0	0	0	17,800	17,800	19,685	20,700	20,700	20,700	16.29%
Consumer Transportation	53514	0	0	0	1,200	1,200	3,145	3,200	3,200	3,200	166.67%
Agricultural Supplies	53515	2,528	1,895	7,040	3,500	3,500	1,725	1,700	1,700	1,700	-51.43%
Household Supplies	53516	70	417	332	500	500	500	750	750	750	50.00%
Food	53520	6,288	1,880	1,432	8,000	13,200	4,686	6,000	7,000	7,000	-12.50%
Small Equipment	53522	2,412	1,870	0	1,500	1,500	1,500	2,000	2,000	2,000	33.33%
Other Operating Supplies	53533	7,495	5,195	7,433	15,000	18,500	15,340	8,000	9,000	9,000	-40.00%
Motor Fuel	53548	0	16	230	100	100	100	200	200	200	100.00%
Other Rents and Leases	53552	500	0	1,590	100	100	100	300	400	400	300.00%
Employee Benefit Taxable Other	53578	169	17	0	200	200	110	100	100	100	-50.00%
Small Equipment Technology	53580	3,352	8,667	4,871	2,013	2,013	1,000	6,785	6,785	6,785	237.06%
Motor Fuel	73548	305	16	117	750	750	150	500	500	500	-33.33%
Operating Subtotal:		24,891	21,418	25,408	54,963	63,913	50,941	54,160	57,510	57,510	4.63%
Repairs & Maint:											
Small Hardware	54008	0	26	190	16	16	16	50	50	50	212.50%
Maintenance Equipment	54022	262	262	262	262	262	262	262	262	262	0.00%
Maintenance Vehicles	54023	0	71	52	250	250	250	275	275	275	10.00%
Equipment Repairs	54029	0	0	0	250	250	564	410	410	410	64.00%
Maintenance Grounds	74021	29,451	12,181	0	0	0	0	0	0	0	0.00%
Maintenance Vehicles	74023	612	682	381	350	350	350	350	350	350	0.00%
Technology Repair and Maintain	74029	2,046	1,749	1,749	1,815	1,815	1,815	1,650	1,650	1,650	-9.09%
Repairs & Maint Subtotal:		32,371	14,971	2,634	2,943	2,943	3,257	2,997	2,997	2,997	1.83%

Winnebago County

Budget Detail - 2023

Description	Object	2019 Actual	2020 Actual	2021 Actual	2022 Adopted	2022 Revised	2022 Projected	2023 Request	2023 Executive	2023 Adopted	% Change From Prior Yr Adopted
Department - 064 - University Extension											
Contractual Services:											
Data Processing	55013	500	500	500	500	500	500	500	500	500	0.00%
Professional Service	55014	5,484	529	300	9,100	10,550	3,250	5,500	6,500	6,500	-28.57%
Other Contract Serv	55030	246,068	274,295	238,095	294,605	294,605	240,419	235,667	334,123	334,123	13.41%
Contractual Services Subtotal:		252,052	275,323	238,895	304,205	305,655	244,169	241,667	341,123	341,123	12.14%
Insurance Expenses:											
Prop Liab Insurance	56000	0	0	0	1,000	1,000	847	1,000	1,000	1,000	0.00%
Prop Liab Insurance	76000	2,076	2,160	3,168	3,143	3,143	3,143	3,193	3,193	3,193	1.59%
Insurance Expenses Subtotal:		2,076	2,160	3,168	4,143	4,143	3,990	4,193	4,193	4,193	1.21%
Total Other Operating:		348,622	333,330	293,047	403,256	413,913	339,113	341,243	444,049	444,049	-15.38%
Expense Total:		606,837	597,769	573,541	708,862	721,269	630,372	644,764	749,548	749,548	5.74%
University Extension Net/(Levy):		(544,539)	(547,881)	(540,953)	(634,362)	(646,769)	(576,334)	(598,638)	(703,422)	(703,422)	10.89%

PARKS

General Fund – Division: 065
2023 BUDGET NARRATIVE

DEPARTMENT HEAD: Adam Breest
LOCATION: Winnebago County Parks Department
James P. Coughlin Center
625 East County Road Y, Suite 500
Oshkosh, WI 54901

TELEPHONE: (920) 232-1961

MISSION STATEMENT:

To provide for the physical maintenance and development of County-owned park lands; facilitate recreational programming; promote and encourage the recreational use of the County-owned park lands and facilities; provide access to, and navigation aids for, the major bodies of water; provide multi-use recreation trails; and promote the use of the County Exposition grounds for the annual County Fair and other special events.

PROGRAM DESCRIPTION:

PARKS: Provide park sites that can serve as a destination with enough and varied support facilities to provide for a daylong recreation experience on the site.

BOAT LANDINGS: Provide quality boat launch sites on major bodies of water that possess site amenities and can serve as day use park sites for boaters and non-boaters alike.

NAVIGATION AIDS: Mark major navigational channels throughout the Winnebago County lakes system with both lighted and unlighted buoys to assist boaters in reaching their destination safely.

RECREATION TRAILS: Provide multipurpose trail corridors through ownership and leasing for a variety of recreational and transit-oriented opportunities.

EXPO CENTER: Provide a facility where a wide variety of events, festivals, competitive shows and meeting/training sessions can occur.

PRESERVATION AND CONSERVATION AREAS: Provide for perpetuation of sensitive lands and areas of historical, archaeological or vegetative significance.

PARKS

General Fund – Division: 065
2023 BUDGET NARRATIVE

DEPARTMENT HEAD: Adam Breest
LOCATION: Winnebago County Parks Department
James P. Coughlin Center
625 East County Road Y, Suite 500
Oshkosh, WI 54901

TELEPHONE: (920) 232-1961

2022 ACCOMPLISHMENTS:

1. Completed the Sunnyview Exposition East Campus Improvements (Phase 1). These improvements more than doubled the number of electric camping areas, added site security, and provided storm water improvements to the site. This will provide a benefit to all of our events.
2. County Board approved funding to replace existing lighting with LED lights, improve the driveway, and install gutters in the equestrian complex at the Sunnyview Exposition Center.
3. Offered paid camping opportunities at the Sunnyview Exposition Center for the week of AirVenture
4. Entered into a contract with Cumulus Radio to renew their sponsorship at the Sunnyview Exposition Center for another 3 years.
5. Maintained a consistent and growing monthly e-newsletter.
6. Completed the Jerry Finch Winnebago County Dog Park in Fox Crossing and hosted a ribbon cutting.
7. Worked with OYSC to install drain tile on soccer fields 1 and 2 within the Community Park.
8. Worked with the County HWY Department to reconstruct the 4 parking lots located within the soccer complex at the Community Park.
9. Hired GRAEF Engineering to bring the design and permitting work for the Grundman Boat Landing. The County was awarded a \$400,000 grant from the NRDA and applied for a \$900,000 grant with the WI DNR.
10. The Parks and Recreation Committee approved the master plan for the improvements at the Waukau Dam.
11. Worked with the Health Department to host their COVID-19 vaccine and testing center.
12. Lifest Promotions donated the installation of fiber optic cabling to the Sunnyview Exposition Center Stage and Press Box.
13. Trail and car counters were installed on the WIOUWASH Trail, Mascoutin Trail, Grundman Boat Landing, and Butte des Morts Boat Landing.

2023 GOALS AND OBJECTIVES:

- 1. Improve the system for processing promoter contracts at the Sunnyview Exposition Center.**
- 2. Request funding for engineering services for the West Campus Improvements (Phase 2) at the Sunnyview Exposition Center. These improvements include the main parking lot, storm water management, and camping improvements.**
- 3. Hire a consultant and begin the process of creating the update to our Comprehensive Outdoor Recreation Plan for 2024-2028.**
- 4. Increase the number of events we host at the Sunnyview Exposition Center.**
- 5. Work with Midwest Rentals to implement kayak rentals at the Asylum Bay Boat Landing.**
- 6. Launch a sponsorship program for the Sunnyview Exposition Center.**
- 7. Work with the County HWY Department to reconstruct more parking lots within the Community Park.**
- 8. Finish final engineering and complete the constructions and improvements to the Grundman Boat Landing.**
- 9. Request funding for an engineering firm to engineer and design the improvements to the Waukau Dam.**
- 10. Expanding programming and events at the Community Park.**
- 11. Address drainage issues at the Sunnyview Exposition Center and Community Park.**
- 12. Finalize the Wiouwash Trail swap with the City of Oshkosh.**

PARKS

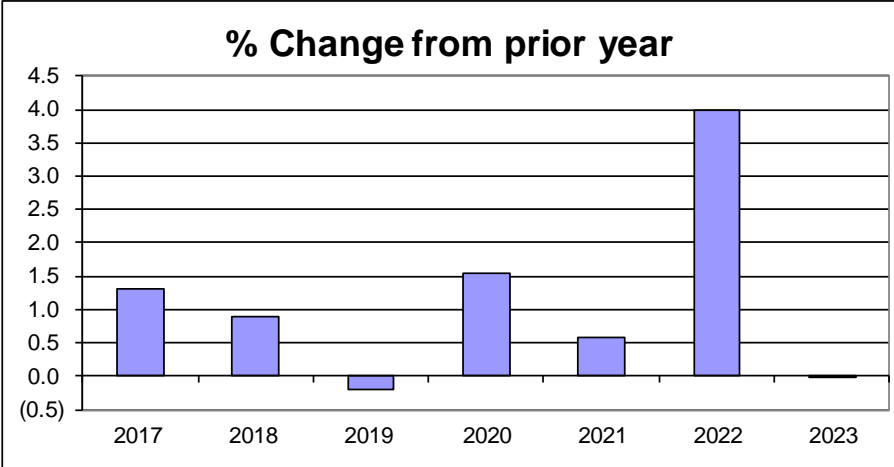
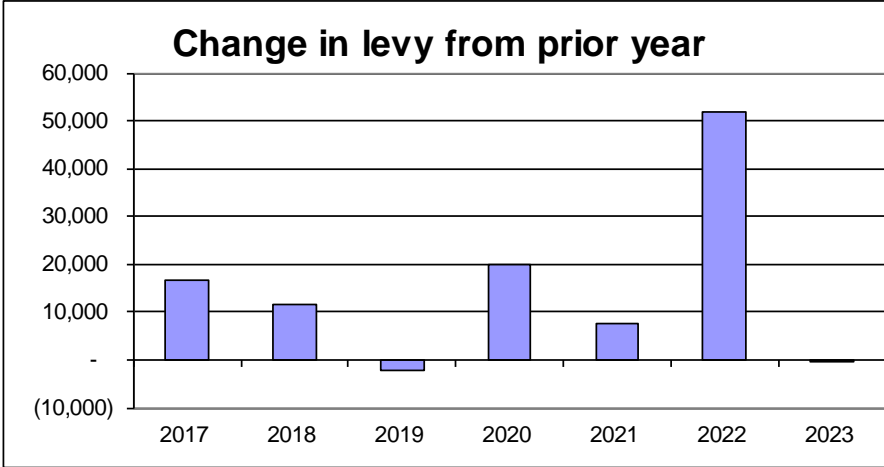
2023 BUDGET NARRATIVE HIGHLIGHTS

DEPARTMENT STAFFING:

There is no change to the staffing table for 2023. The Table of Organization of Classified Positions can be found in the Overview section.

COUNTY LEVY:

The 2023 net levy is \$1,368,295, a decrease of \$12 or 0.00% under 2022. A schedule of significant changes follows.



SIGNIFICANT CHANGES FROM 2022 ADOPTED - Parks

Account	Amount	Description
Significant changes from 2022		
Tax Levy 2022	\$ 1,368,307	
Significant changes to revenues:		
Rental Revenues	(13,500)	Increase for adding special event fees in Community Parks (\$3,500) and an increase in Exposition rentals anticipated (\$10,000).
Donations	(10,500)	Increase based on budgeting bench and tree donations in the Administration account (\$3,700), the 1,000 hours program in the Community Park account (\$5,000), and potential revenue for a memorial bench in the Recreational Trails account (\$1,800).
Landfill Fees	8,500	Decrease as Landfill Fees have been moved to the Rental Revenues account.
Significant changes to expenses:		
Health Insurance	(13,214)	Decrease based on enrollment changes in the department.
Motor Fuel	6,500	Increase based on diesel fuel cost increases.
Building Rental	(5,000)	Decrease as 2022 was a one-time expense for stage rental.
Maintenance Grounds - interfund	(15,000)	Decreased to meet levy target. Parks will perform less trail rehab work in 2023.
Heat	9,050	Increase in heat expenses at the beginning of 2022 and will continue into 2023.
Grounds Maintenance	20,671	Increase for contract services in the Community Parks expense (Roundabouts - \$4,000), reflecting actuals and including mowing costs in the Recreation Trails expenses (\$7,750), and an overall increase based on history for Navigation Aids expenses (\$8,921).
Professional Service	(16,000)	Decrease based on no engineering costs for 2023 (Administration - \$1,000, Community Parks \$5,000, Recreational Trails \$5,000, and Expo \$5,000).
Other small changes	28,481	This is a combination of small increases and decreases to revenue and expense accounts.
Tax Levy 2023	\$ 1,368,295	

Expense Account	Amount	Description
Capital - Equipment	95,000	Increase to purchase a replacement mower using general fund undesignated fund balance.
Professional Services	35,000	This account has a net increase of \$19,000 - a decrease of \$16,000 is within the tax levy above. A one-time expense request for the Parks Department to complete the Comprehensive Outdoor Recreation Plan, which will use general fund undesignated fund balance.
Unassigned General Fund Balance Applied 2023	\$ 130,000	

Financial Summary
Parks (Excludes Boat Launch)

Items	2022 6-Month Actual	2022 12-Month Estimate	2022 Adopted Budget	2022 Adjusted Budget	2023 Adopted Budget
Total Revenues	137,627	315,572	313,243	317,064	325,173
Labor	414,677	921,907	931,907	931,907	936,565
Travel	3,833	3,811	3,500	3,500	4,175
Capital	51,359	110,180	50,000	110,963	145,000
Other Expenditures	289,795	722,233	696,143	747,644	737,728
Total Expenditures	759,664	1,758,131	1,681,550	1,794,014	1,823,468
Levy Before Fund Balance Adjustment			1,368,307		1,498,295
Unassigned General Fund Balance Applied			-		(130,000)
Net Levy After Fund Balance Adjustment			1,368,307		1,368,295

Winnebago County
Budget Detail - 2023

Description	Object	2019 Actual	2020 Actual	2021 Actual	2022 Adopted	2022 Revised	2022 Projected	2023 Request	2023 Executive	2023 Adopted	% Change From Prior Yr Adopted
Division - 065 - Parks											
Revenue											
Intergov Rev:											
WI Dept of Administration	42002	0	20,777	0	0	0	0	0	0	0	0.00%
WI Natural Resources	42009	51,100	51,478	41,526	41,250	43,230	30,000	43,230	43,230	43,230	4.80%
Other Grantor Agencies	42019	30,000	0	150,000	0	0	0	0	0	0	0.00%
Intergov Rev Subtotal:		81,100	72,255	191,526	41,250	43,230	30,000	43,230	43,230	43,230	4.80%
Public Services:											
Other Fees	45002	0	0	0	2,943	2,943	2,943	2,943	2,943	2,943	0.00%
Rental Revenues	45011	209,040	39,705	182,126	200,000	200,000	213,500	213,500	213,500	213,500	6.75%
Restitution	45022	150	0	0	50	50	0	0	0	0	-100.00%
Donations	45034	1,000	5,382	7,872	1,700	3,541	5,871	12,200	12,200	12,200	617.65%
Concession Revenue	45050	35,701	7,623	45,209	32,300	32,300	27,900	27,800	27,800	27,800	-13.93%
Park Reservations	45056	15,535	60	20,280	15,000	15,000	15,000	15,000	15,000	15,000	0.00%
Public Services Subtotal:		261,426	52,770	255,487	251,993	253,834	265,214	271,443	271,443	271,443	7.72%
Intergov Services:											
Other Fees	43001	7,924	10,484	0	3,000	3,000	0	0	0	0	-100.00%
Landfill Fees	43010	0	320	1,870	8,500	8,500	0	0	0	0	-100.00%
Intergov Services Subtotal:		7,924	10,804	1,870	11,500	11,500	0	0	0	0	-100.00%
Total Operating Revenue:		350,449	135,829	448,883	304,743	308,564	295,214	314,673	314,673	314,673	3.26%

Winnebago County
Budget Detail - 2023

Description	Object	2019 Actual	2020 Actual	2021 Actual	2022 Adopted	2022 Revised	2022 Projected	2023 Request	2023 Executive	2023 Adopted	% Change From Prior Yr Adopted
Division - 065 - Parks											
WI Retirement	51206	29,948	35,647	34,185	36,966	36,966	36,966	39,827	39,827	39,827	7.74%
Fringe Benefits Other	51207	3,071	3,360	2,494	3,298	3,298	3,298	3,394	3,394	3,394	2.91%
Fringes Benefits Subtotal:		218,507	231,583	233,408	280,358	280,358	280,358	267,506	267,506	267,506	-4.58%
Total Labor:		773,736	853,754	814,959	931,907	931,907	921,907	936,565	936,565	936,565	0.50%
Travel:											
Registration Tuition	52001	1,891	1,451	778	1,200	1,200	2,287	2,000	2,275	2,275	89.58%
Automobile Allowance	52002	13	0	0	0	0	0	0	0	0	0.00%
Meals	52005	255	0	0	300	300	120	300	300	300	0.00%
Lodging	52006	1,975	0	0	2,000	2,000	1,404	1,600	1,600	1,600	-20.00%
Other Travel Exp	52007	355	0	0	0	0	0	0	0	0	0.00%
Taxable Benefit	52008	29	0	0	0	0	0	0	0	0	0.00%
Travel Subtotal:		4,518	1,451	778	3,500	3,500	3,811	3,900	4,175	4,175	19.29%
Total Travel:		4,518	1,451	778	3,500	3,500	3,811	3,900	4,175	4,175	19.29%
Capital Outlay:											
Land	58000	309,285	0	0	0	0	0	0	0	0	0.00%
Improvements	58002	116,238	16,155	409,748	0	60,963	60,963	0	0	0	0.00%
Equipment	58004	133,186	156,050	262,531	50,000	50,000	49,217	50,000	145,000	145,000	190.00%
Capital Outlay Subtotal:		558,709	172,205	672,279	50,000	110,963	110,180	50,000	145,000	145,000	190.00%
Total Capital:		558,709	172,205	672,279	50,000	110,963	110,180	50,000	145,000	145,000	190.00%

Winnebago County

Budget Detail - 2023

Description	Object	2019 Actual	2020 Actual	2021 Actual	2022 Adopted	2022 Revised	2022 Projected	2023 Request	2023 Executive	2023 Adopted	% Change From Prior Yr Adopted
Division - 065 - Parks											
Office:											
Office Supplies	53000	940	800	1,128	800	800	912	900	900	900	12.50%
Stationery and Forms	53001	195	22	26	100	100	100	100	100	100	0.00%
Printing Supplies	53002	181	98	170	200	200	500	200	200	200	0.00%
Print Duplicate	53003	0	0	0	50	50	0	50	50	50	0.00%
Postage and Box Rent	53004	74	3	193	100	100	200	200	200	200	0.00%
Computer Software	53006	0	0	6,180	5,300	5,300	5,452	5,600	5,600	5,600	5.66%
Telephone	53008	5,594	7,213	8,585	6,700	6,700	8,200	8,200	8,200	8,200	22.39%
Print Duplicate	73003	2,389	1,514	1,019	2,400	2,400	2,026	2,000	2,000	2,000	-16.67%
Postage and Box Rent	73004	211	89	39	400	400	100	200	200	200	-50.00%
Computer Licensing Charge	73006	0	0	0	1,700	1,700	1,700	1,601	1,601	1,601	-5.82%
Office Subtotal:		9,584	9,740	17,341	17,750	17,750	19,190	19,051	19,051	19,051	7.33%
Operating:											
Advertising	53500	8,887	7,079	1,342	3,500	3,500	3,500	3,500	3,500	3,500	0.00%
Subscriptions	53501	0	150	150	150	150	150	150	150	150	0.00%
Membership Dues	53502	1,017	1,062	1,196	1,300	1,300	1,000	1,300	1,300	1,300	0.00%
Household Supplies	53516	0	4,205	0	0	0	0	0	0	0	0.00%
Uniforms Tools Allowance	53517	583	1,690	817	1,000	1,000	1,000	1,000	1,000	1,000	0.00%
Food	53520	87	0	0	100	100	92	100	100	100	0.00%
Small Equipment	53522	28,524	18,643	11,204	27,850	29,691	29,935	30,100	30,100	30,100	8.08%
Recreation Supplies	53529	27,907	1,089	21,124	27,500	27,500	25,000	25,000	25,000	25,000	-9.09%
Other Operating Supplies	53533	1,594	2,145	1,215	1,050	1,050	1,717	1,550	1,550	1,550	47.62%
Motor Fuel	53548	10,060	5,560	12,849	10,000	10,000	16,500	16,500	16,500	16,500	65.00%
Building Rental	53550	0	0	0	5,000	5,000	0	0	0	0	-100.00%
Equipment Rental	53551	6,608	4,672	6,471	5,850	5,850	6,750	6,750	6,750	6,750	15.38%
Operating Licenses Fees	53553	686	953	605	1,070	1,070	645	770	770	770	-28.04%

Winnebago County

Budget Detail - 2023

Description	Object	2019 Actual	2020 Actual	2021 Actual	2022 Adopted	2022 Revised	2022 Projected	2023 Request	2023 Executive	2023 Adopted	% Change From Prior Yr Adopted
Division - 065 - Parks											
Property Taxes	53562	2,978	134	6	140	140	0	0	0	0	-100.00%
Small Equipment Technology	53580	0	6,448	1,156	0	0	0	0	0	0	0.00%
Motor Fuel	73548	11,924	9,478	11,395	13,000	13,000	13,000	13,000	13,000	13,000	0.00%
Operating Subtotal:		100,855	63,307	69,530	97,510	99,351	99,289	99,720	99,720	99,720	2.27%
Repairs & Maint:											
Maintenance Buildings	54020	22,183	19,600	13,315	13,000	13,000	17,000	16,000	16,000	16,000	23.08%
Maintenance Grounds	54021	21,664	25,215	14,025	20,500	20,500	17,500	20,500	20,500	20,500	0.00%
Maintenance Equipment	54022	2,409	3,515	7,216	19,000	19,000	19,350	19,350	19,350	19,350	1.84%
Maintenance Vehicles	54023	0	0	180	0	0	0	0	0	0	0.00%
Sign Parts Supplies	54027	0	60	0	0	0	0	0	0	0	0.00%
Other Maint Supplies	54028	0	0	0	100	100	100	100	100	100	0.00%
Equipment Repairs	54029	0	2,218	301	0	0	0	0	0	0	0.00%
Maintenance Grounds	74021	48,901	29,519	36,047	48,000	48,000	48,000	33,000	33,000	33,000	-31.25%
Maintenance Vehicles	74023	0	0	0	45,000	45,000	45,000	45,000	45,000	45,000	0.00%
Technology Repair and Maintain	74029	46,750	29,539	28,739	396	396	396	363	363	363	-8.33%
Repairs & Maint Subtotal:		141,908	109,666	99,823	145,996	145,996	147,346	134,313	134,313	134,313	-8.00%
Utilities:											
Heat	54700	20,178	16,249	23,010	24,250	24,250	33,300	33,300	33,300	33,300	37.32%
Power and Light	54701	77,771	56,416	78,011	89,700	89,700	80,700	86,660	86,660	86,660	-3.39%
Water and Sewer	54702	93,054	82,084	95,979	100,000	100,000	95,500	101,000	101,000	101,000	1.00%
Refuse Collection	54703	(3,437)	2,349	12,106	14,500	14,500	14,600	14,900	14,900	14,900	2.76%
Refuse Collection	74703	487	620	75	1,100	1,100	0	0	0	0	-100.00%
Utilities Subtotal:		188,053	157,719	209,181	229,550	229,550	224,100	235,860	235,860	235,860	2.75%

Winnebago County

Budget Detail - 2023

Description	Object	2019 Actual	2020 Actual	2021 Actual	2022 Adopted	2022 Revised	2022 Projected	2023 Request	2023 Executive	2023 Adopted	% Change From Prior Yr Adopted
Division - 065 - Parks											
Contractual Services:											
Medical and Dental	55000	2,149	468	927	3,000	3,000	2,000	2,000	2,000	2,000	-33.33%
Pest Extermination	55002	475	0	210	300	300	300	300	300	300	0.00%
Vehicle Repairs	55005	8,670	7,450	2,365	7,000	7,000	7,000	7,000	7,000	7,000	0.00%
Grounds Maintenance	55007	82,783	92,131	84,429	120,329	122,309	118,000	141,000	141,000	141,000	17.18%
Building Repairs	55008	10,337	13,674	14,688	15,000	15,000	15,000	17,000	17,000	17,000	13.33%
Professional Service	55014	14,045	26,801	2,958	16,000	63,680	46,500	0	35,000	35,000	118.75%
Janitorial Services	55016	2,735	4,700	4,501	3,800	3,800	5,100	5,100	5,100	5,100	34.21%
Management Services	55020	0	98	0	0	0	0	0	0	0	0.00%
Security Service	55028	2,742	10,578	3,151	2,500	2,500	1,000	2,500	2,500	2,500	0.00%
Contractual Services Subtotal:		123,935	155,901	113,229	167,929	217,589	194,900	174,900	209,900	209,900	24.99%
Insurance Expenses:											
Prop Liab Insurance	76000	19,608	20,388	31,836	37,408	37,408	37,408	38,884	38,884	38,884	3.95%
Insurance Expenses Subtotal:		19,608	20,388	31,836	37,408	37,408	37,408	38,884	38,884	38,884	3.95%
Total Other Operating:		583,944	516,720	540,940	696,143	747,644	722,233	702,728	737,728	737,728	5.97%
Expense Total:		1,920,907	1,544,130	2,028,957	1,681,550	1,794,014	1,758,130	1,693,193	1,823,468	1,823,468	8.44%
Parks Net/(Levy):		(1,569,374)	(1,398,505)	(1,574,906)	(1,368,307)	(1,476,950)	(1,442,558)	(1,368,020)	(1,498,295)	(1,498,295)	9.50%
Unassigned General Fund Balance Applied:		0	0	0	0	0	0	0	130,000	130,000	100.00%
Parks Net/(Levy):		(1,569,374)	(1,398,505)	(1,574,906)	(1,368,307)	(1,476,950)	(1,442,558)	(1,368,020)	(1,368,295)	(1,368,295)	0.00%

**WINNEBAGO COUNTY
CAPITAL OUTLAY - 2023**

<u>Department</u>	<u>Description</u>	<u>Quantity</u>	<u>Unit Cost</u>	<u>Capital Outlay</u>
Parks -				
Admin -	Vehicle	1	50,000	50,000
	Replacement Mower	1	95,000	95,000
		<hr/>		
		2		145,000
		<hr/> <hr/>		

BOAT LANDING

2023 BUDGET NARRATIVE HIGHLIGHTS

DESCRIPTION:

The Boat Launch Fee program is a program that started several years ago. The County instituted a fee for people to launch boats onto Winnebago County waterways. The intent of this was to establish a program that would fund the maintenance of the boat launch's, docks and other boating related facilities therefore removing it from the general tax levy.

COUNTY LEVY:

There is no tax levy for this function. It is self-supporting from boat launch fees.

FUND BALANCE:

A fund balance roll-forward schedule can be viewed in the Overview section of the budget book. It is listed as Fund Projections in the table of contents.

SIGNIFICANT CHANGES FROM 2022 ADOPTED - Boat Landing

Account	Amount	Description
Significant changes from 2022		
2022 Budgeted Surplus (Deficit)	\$ 14,043	
Revenue Changes - impact on surplus:		
Boat Launching Fees	(10,000)	Decrease based on actuals for the past three years.
Expense Changes - impact on surplus:		
Equipment Rental	(5,000)	Increase based on actuals for the past three years, for portable toilets which were never budgeted for.
Other small changes	2,425	This is a combination of small increases and decreases to revenue and expense accounts.
2023 Budgeted Surplus (Deficit)	\$ 1,468	

Financial Summary Boat Landing

Items	2022 6-Month Actual	2022 12-Month Estimate	2022 Adopted Budget	2022 Adjusted Budget	2023 Adopted Budget
Total Revenues	46,299	110,000	120,000	120,000	110,000
Labor	3,169	12,042	12,042	12,042	12,042
Travel	-	-	-	-	-
Capital	-	-	-	-	-
Other Expenditures	15,620	75,000	93,915	93,915	96,490
Total Expenditures	18,789	87,042	105,957	105,957	108,532
(Surplus) / Deficit before adjustments			(14,043)		(1,468)
Increase / (Decrease) fund balance			14,043		1,468
Net (Surplus) / Deficit after adjustments			-		-

Winnebago County

Budget Detail - 2023

Description	Object	2019 Actual	2020 Actual	2021 Actual	2022 Adopted	2022 Revised	2022 Projected	2023 Request	2023 Executive	2023 Adopted	% Change From Prior Yr Adopted
Department - 070 - Boat Landing											
Contractual Services:											
Grounds Maintenance	55007	17,901	16,387	91,007	63,915	63,915	40,000	61,490	61,490	61,490	-3.79%
Professional Service	55014	151,197	91,089	24,524	0	0	0	0	0	0	0.00%
Contractual Services Subtotal:		169,098	107,476	115,530	63,915	63,915	40,000	61,490	61,490	61,490	-3.79%
Total Other Operating:		213,227	172,102	132,754	93,915	93,915	75,000	96,490	96,490	96,490	2.74%
Expense Total:		220,846	176,645	142,561	105,957	105,957	87,042	108,532	108,532	108,532	2.43%
Boat Landing Net Surplus (Deficit):		(97,444)	(63,532)	(36,922)	14,043	14,043	22,958	1,468	1,468	1,468	-89.55%

NOTE: A deficit will result in a draw down of fund balance. A surplus will increase the ending fund balance.

PARKS PROGRAM BUDGETS

NAME	ORG	LABOR	TRAVEL & MEETINGS	CAPITAL	OTHER EXPENSES	TOTAL EXPENSES	REVENUES	TOTALS BY YEAR			ANNUAL PERCENT INCREASES	
								2023 ADOPTED	2022 ADOPTED	2021 ADOPTED	2023 OVER 2022	2022 OVER 2021
Administration	1065	936,565	4,175	145,000	218,283	1,304,023	12,343	1,291,680	1,146,322	1,155,021	12.68	(0.75)
Community Parks	1066	-	-	-	89,130	89,130	25,300	63,830	70,630	66,600	(9.63)	6.05
Recreation Trails	1067	-	-	-	83,426	83,426	45,030	38,396	51,030	65,104	(24.76)	(21.62)
Navigational Aids	1068	-	-	-	83,100	83,100		83,100	74,179	22,000	12.03	237.18
Exhibition Site	1069	-	-	-	263,789	263,789	242,500	21,289	26,146	57,542	(18.58)	(54.56)
Boat Landing	1070	12,042	-	-	96,490	108,532	110,000	(1,468)	(14,043)	183,295	(89.55)	(107.66)
Grand Totals		<u>948,607</u>	<u>4,175</u>	<u>145,000</u>	<u>834,218</u>	<u>1,932,000</u>	<u>435,173</u>	<u>1,496,827</u>	<u>1,354,264</u>	<u>1,549,562</u>	<u>10.53</u>	<u>(12.60)</u>
Back out boat launch								1,468	14,043	(183,295)	(89.55)	(107.66)
Unassigned General Fund Balance applied								(130,000)	-	(50,000)	0.00	(100.00)
Adjusted Levy								<u>1,368,295</u>	<u>1,368,307</u>	<u>1,316,267</u>	<u>0.00</u>	<u>3.95</u>