



Winnebago County Health Department Municipalities

Weekly COVID Data Summary

February 3, 2022

Cases and hospitalizations remain critically high.
Cases are declining but your risk of exposure remains very high.

Summary

- The Winnebago County Health Department and Wisconsin Department of Health Services (DHS) are urging everyone to [take action](#) to prevent hospitalizations, deaths and further spread of COVID-19. Healthcare systems have been impacted by the record number of COVID patients and limited staff due to illness or exposure, causing some providers to defer non-urgent elective surgeries. DHS is advising everyone to get [vaccinated](#) against COVID-19, wear a [well-fitting mask](#), avoid crowds, and get [tested](#) for COVID-19.
- Situational Awareness:
 - Winnebago County is at a **critically high** burden status and activity level. Although we are seeing a decrease in cases, we are likely to remain at a high level of cases for the weeks to come. If you are at high risk of complications from COVID-19, remain extremely cautious at this time.
 - At this point, we have reported 10,472 confirmed + probable cases in January. This is over half of what was reported for the entire 2021 year. In 2021 we reported a total of 16,943 confirmed + probable cases.
 - Over the past 14 days, the case rate reached 2,338.2 confirmed + probable cases per 100,000 people, which is a 36% decrease from the 3,632.6 confirmed + probable cases reported in last week's report.
 - There are currently [97 COVID-19 patients hospitalized](#) in Fox Valley Area hospitals. Local health systems are at a crisis point and are severely strained.
 - 31% of Winnebago County residents have received a COVID-19 booster dose and are considered "up to date" on their vaccination.
 - Due to the incredibly high number of positive COVID-19 cases, WCHD does not have the capacity to follow up with every person who tests positive at this time. If you test positive, you might receive a [text message](#), voice message, and/or email from WCHD. We are asking [people that test positive](#) for COVID-19 to [reach out to all close contacts](#) themselves. Please reference [our website](#) for guidance following a positive test result or exposure to COVID-19.
- If you or a member of your household tested positive for COVID-19, have symptoms or were exposed, please follow [current isolation and quarantine guidance](#) to help prevent spread of the virus. Also, be sure to notify your workplace, school or daycare. High risk settings may have additional guidelines.
- [Unvaccinated people](#) account for the vast majority of severe cases, hospitalizations (over 90%) and deaths from COVID-19. [Vaccines](#) are proven to reduce the risk of severe illness due to COVID-19 and protect the people around you. COVID-19 vaccines are free, do not require an ID or insurance, and are available for anyone five years and older. Visit [www.wcvaccine.org](#) for answers to your questions and to find a vaccination site near you.
- DHS recommends a Pfizer or Moderna [booster dose at 5 months](#) for everyone 12 years of age and older and also recommends an additional primary dose for certain immune compromised children 5- to 11- years-old.
- [CDC recommends](#) people receive an mRNA COVID-19 vaccine (Pfizer or Moderna) over Johnson & Johnson's COVID-19 vaccine, when possible and appropriate.
- To keep [kids safe and in school](#), get your child vaccinated, have your child wear a well-fitting mask, stay home when ill, and get [tested](#) if they have symptoms or were exposed to COVID-19. If your child is ill or has been exposed to COVID-19, keep all other children in your household home too.
- COVID-19 testing remains an important tool in reducing spread of the virus. Whether you are vaccinated or unvaccinated, protect others by isolating if infected and get a COVID-19 test if you have symptoms, were exposed to the virus, or feel you need a test. Even if you have no symptoms or mild ones, you can infect others.
 - If you were [exposed to COVID-19](#), wait 5 days from exposure to get tested. Get tested immediately if you have symptoms. Find additional quarantine and testing guidance on our website.
 - [Visit our website](#) for a list of testing locations in Winnebago County.
 - [Sunnyview Expo Center](#) PCR test results currently take approximately 1-2 days.

Confirmed Cases (PCR tests only) by Municipality for the Past Two Weeks (January 19, 2022 – February 1, 2022)

Municipality	Confirmed Case Count	Case Rate (per 100,000)	Burden**	Population***
City of Oshkosh	1,441	2,163.8	Critically High	66,595
City of Neenah	608	2,308.9	Critically High	26,333
Village of Fox Crossing	319	1,671.0	Critically High	19,090
Rural Regions****				
Central	299	2,757.3	Critically High	10,844
Northeast	165	1,725.8	Critically High	9,561
Southeast	312	2,348.2	Critically High	13,287
West	164	2,040.3	Critically High	8,038
Winnebago County Health Department Jurisdiction	3,308	2,151.6	Critically High	153,748

**Burden is based off of the case rate per 100,000 people in the past two weeks. See table on page 4 for more information on Burden Status for our county. Visit the DHS website for more information on this indicator at the state level

<https://www.dhs.wisconsin.gov/covid-19/local.htm>

***Population for municipality was retrieved from https://doa.wi.gov/DIR/Final_Ests_Muni_2020.pdf. Winnebago County Health Department Jurisdiction does not include the portions of the City of Menasha and the City of Appleton that fall within Winnebago County but report to their own health departments.

****Due to population size, the smaller municipalities were grouped together into rural regions (See map on pg. 5)

COVID-19 Vaccination Data by Municipality

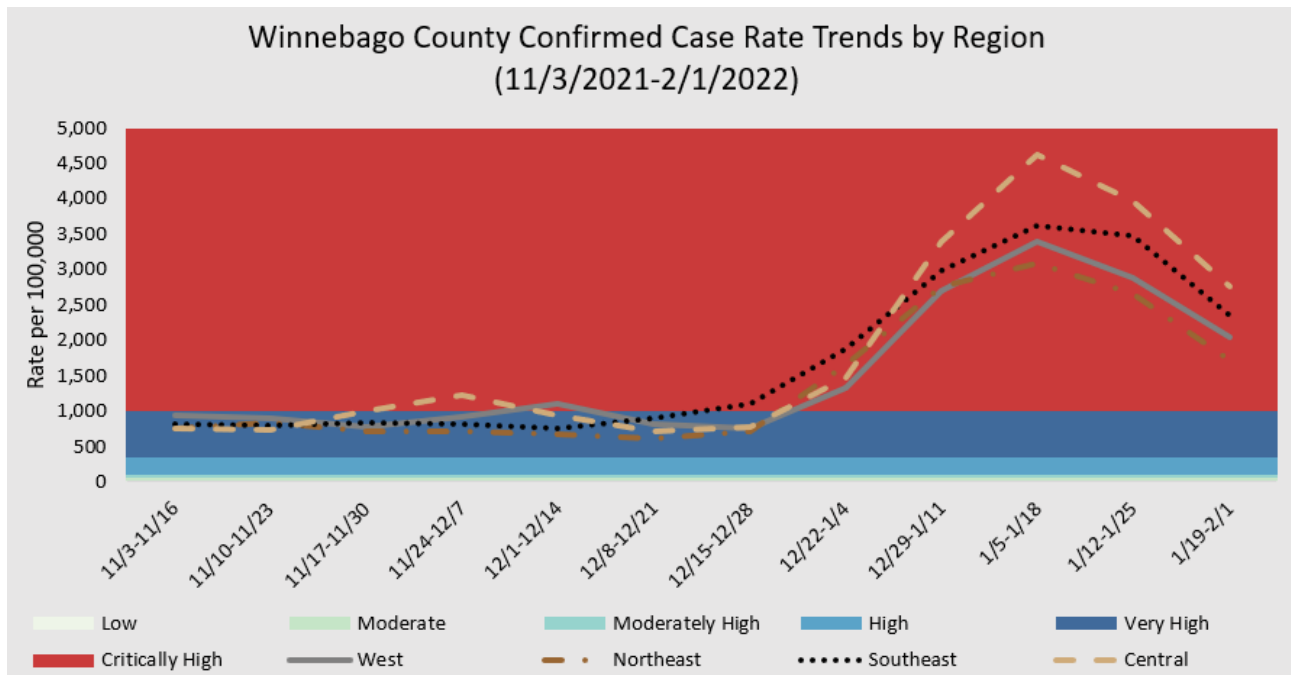
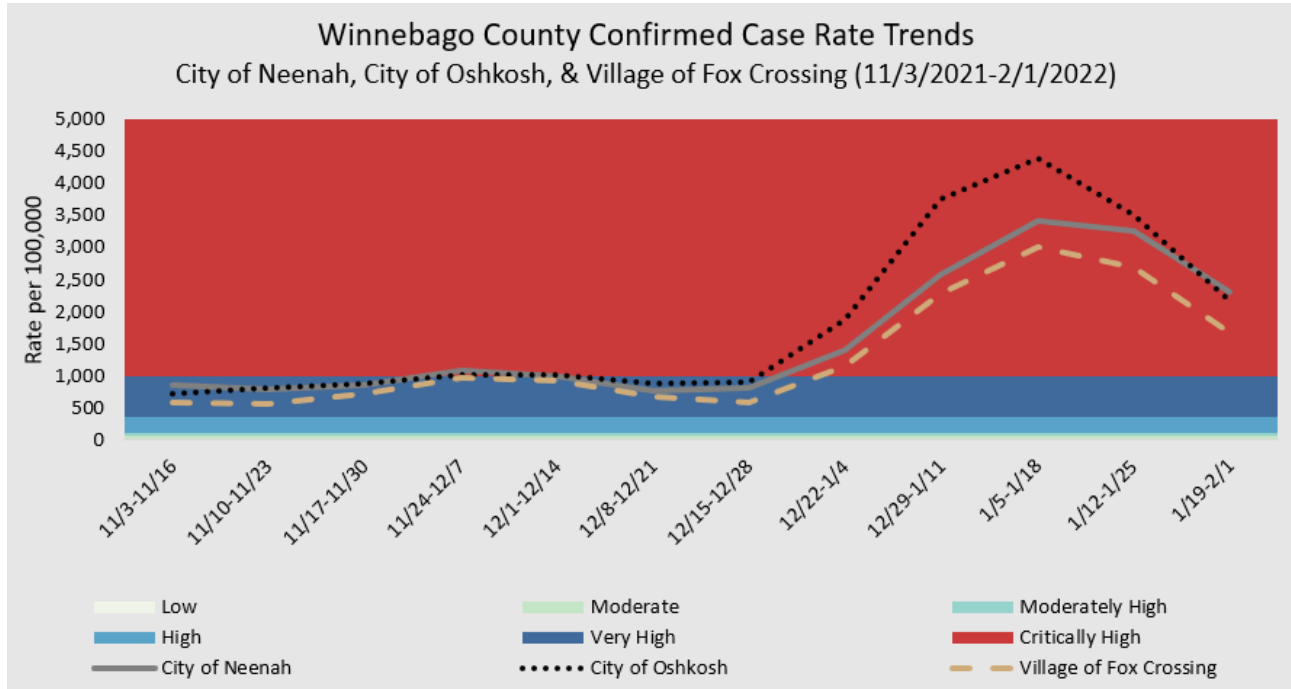
Municipality	Percent of residents who have received at least one dose of the vaccine	Percent of residents who have completed the vaccine series	Population
City of Oshkosh	53.3%	50.2%	66,773
City of Neenah	67.8%	64.2%	25,967
Village of Fox Crossing	60.4%	57.7%	18,841
Rural Regions			
Central	54.4%	52.3%	11,021
Northeast	65.8%	62.9%	9,413
Southeast	70.6%	66.8%	13,241
West	54.0%	51.7%	8,074
Winnebago County	62.0%	60.7%	170,411
Wisconsin	63.3%	59.4%	

Municipal vaccine data is pulled from [WI DHS Vaccine Maps](#).

- West: Towns of Nepeuskun, Poygan, Rushford, Utica, Winchester, and Wolf River
- Northeast: Towns of Clayton, Neenah, and Vinland
- Southeast: Towns of Algoma, Black Wolf, Nekimi, and Oshkosh
- Central: City of Omro, Towns of Omro & Winneconne, and Village of Winneconne

Confirmed Case Rate Trends by Municipality

The graphs below show confirmed case rate per 100,000 people by municipalities. These case rates are based on confirmed case counts during a two-week time span.



****Due to population size, the smaller municipalities were grouped together into the following rural regions (See map on pg. 5)

- West: Towns of Nepeuskun, Poygan, Rushford, Utica, Winchester, and Wolf River
- Northeast: Towns of Clayton, Neenah, and Vinland
- Southeast: Towns of Algoma, Black Wolf, Nekimi, and Oshkosh
- Central: City of Omro, Towns of Omro & Winneconne, and Village of Winneconne

Active Cases and Total Number of Confirmed Cases by Municipality (03/11/2020 – 02/02/2022)

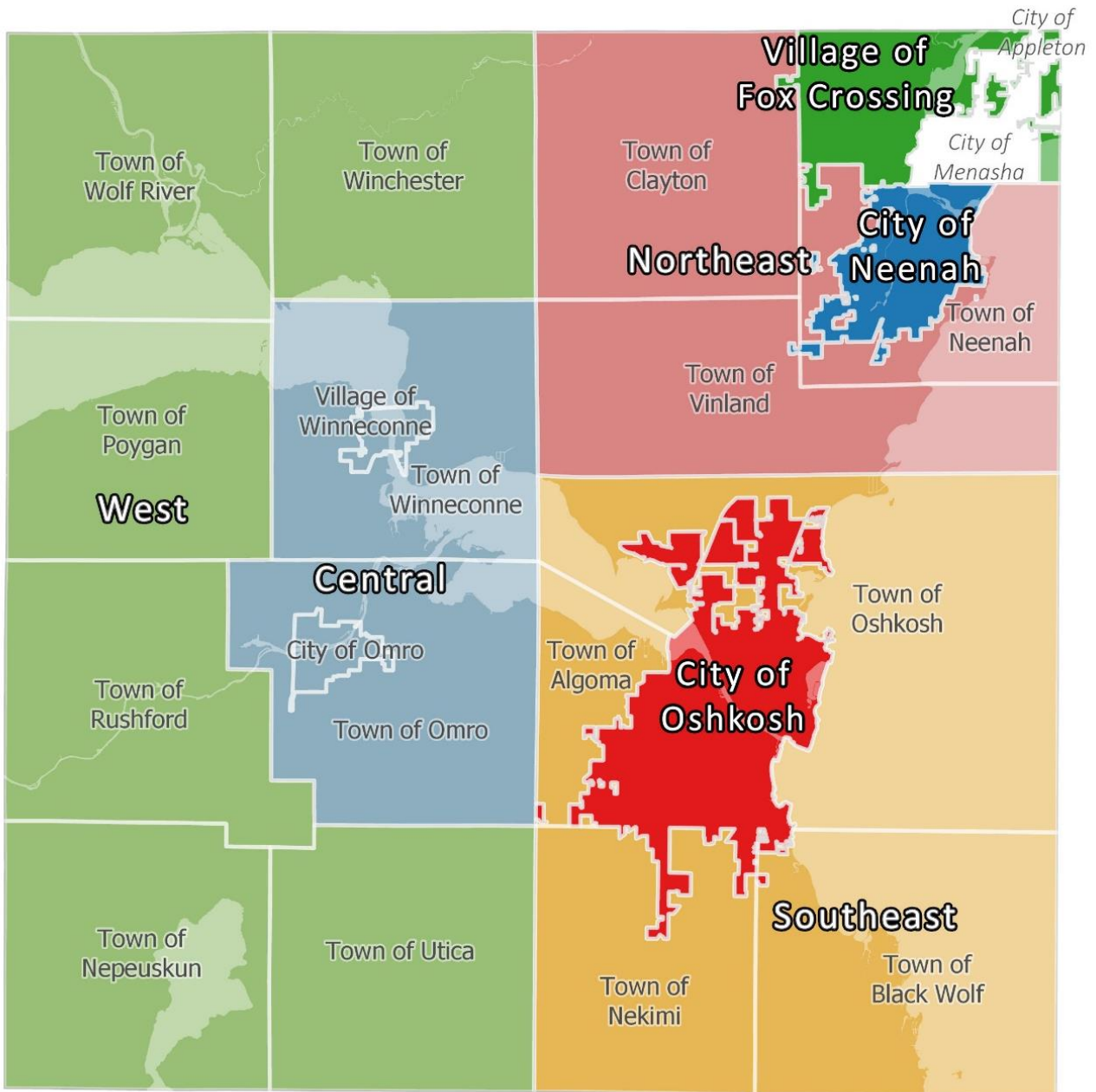
A person is counted as an active COVID-19 case if they had a positive confirmatory laboratory test (for example, a test that detects the virus in the nose or throat) and are currently in isolation.

Municipality	Active Cases		Total Cases
	Number of Active Cases	Percent of Total Cases	Total Number of Confirmed Cases
City of Oshkosh	1,226	7%	16,434
City of Neenah	510	9%	5,917
Village of Fox Crossing	264	6%	4,118
Rural Regions****			
Central	259	9%	2,969
Northeast	144	7%	2,063
Southeast	259	8%	3,114
West	152	8%	1,812
Winnebago County Health Department Jurisdiction	2,815	8%	36,429

Burden Status	Case Rate per 100,000 residents in the past two weeks	City of Neenah	City of Oshkosh	Village of Fox Crossing
Low	Case rate is less than or equal to 10.	Less than 3 cases.	Less than 7 case.	Less than 2 cases.
Moderate	Case rate is greater than 10, but less than or equal to 50.	Greater than 3 cases, but less than or equal to 13 cases.	Greater than 7 case, but less than or equal to 33 cases.	Greater than 2 cases, but less than or equal to 10 cases.
Moderately High	Case rate is greater than 50, but less than or equal to 100.	Greater than 13 cases, but less than or equal to 26 cases.	Greater than 33 cases, but less than or equal to 67 cases.	Greater than 10 cases, but less than or equal to 19 cases.
High	Case rate is greater than 100, but less than or equal to 350.	Greater than 26 cases, but less than or equal to 92 cases.	Greater than 67 cases, but less than or equal to 233 cases.	Greater than 19 cases, but less than or equal to 67 cases.
Very High	Case rate is greater than 350, but less than or equal to 1,000.	Greater than 92 cases, but less than or equal to 263 cases.	Greater than 233 cases, but less than or equal to 666 cases.	Greater than 67 cases, but less than or equal to 191 cases.
Critically High	Case rate is greater than 1,000.	Greater than 263 cases.	Greater than 666 cases.	Greater than 191 cases.

Case rate is determined by number of new confirmed cases in a particular group (such as a municipality) during the past two weeks, divided by the population of that particular group, multiplied by 100,000. Rates can fluctuate greatly with small population sizes making it difficult to call out high rates. Burden Status will only be provided for City of Neenah, City of Oshkosh, and Village of Fox Crossing due to population size. Number of cases for each Burden Status refers to the number of confirmed cases during a two-week time span.

Winnebago County Map by Regions



- **West:** Towns of Nepeuskun, Poygan, Rushford, Utica, Winchester, and Wolf River
- **Northeast:** Towns of Clayton, Neenah, and Vinland
- **Southeast:** Towns of Algoma, Black Wolf, Nekimi, and Oshkosh
- **Central:** City of Omro, Towns of Omro & Winneconne, and Village of Winneconne

Background Information

This report provides *preliminary* data on the confirmed COVID-19 cases from January 19, 2022 – February 1, 2022. A person is counted as a **confirmed** COVID-19 case if they had a **positive confirmatory laboratory test (for example, polymerase chain reaction (PCR) tests or nucleic acid amplification tests (NAAT) that detect genetic material of SARS-CoV-2, the virus that causes COVID-19)**. Antigen positive tests are counted as **probable** cases and are not currently included in the case count rates and graphs in this report. Please view the General Weekly Data Report to learn more about the confirmed and probable case counts, rates, and burden level.

Dates utilized for all graphs and tables are based on test result date and may not represent final reported case counts. Data may be underreported for recent days because results can take multiple days to be reported to the health department. This means the number of tests and percent positivity may change in next week's report. As this is a weekly report for the past 14 days, there will always be a week of overlap between reports.

*The COVID-19 data provided in this report is specific to the Winnebago County Health Department (WCHD) jurisdiction (population: 153,748). It does not include the portions of the City of Menasha or City of Appleton that fall within Winnebago County as those areas fall within the jurisdiction of the [City of Menasha Health Department](#) and [City of Appleton Health Department](#). As of October 3, 2020, data reports from the Winnebago County Health Department do not include test results from residents in Wisconsin Department of Corrections facilities, which includes the Oshkosh Correctional Institute. This data can be found on the Wisconsin Department of Corrections [website](#).

Data provided on the [Department of Health Services website](#) may be different than the information provided by WCHD because the state reports data for the entire county based on address, which includes those portions of Menasha and Appleton as well as the correctional facilities.

For additional Winnebago County Health Department COVID-19 information:

- [WCHD COVID-19 Webpage](#)
- [General Weekly Data Summaries](#)
- [School District Weekly Data Summaries](#)
- [Trend Data Graphs](#)