



Winnebago County Health Department

COVID-19 Trend Graphs from Data Summaries

February 17, 2022

Background Information

Graphs in the weekly data summaries have been shortened to show the most recent data. Select graphs and data spanning the entirety of the COVID-19 pandemic can be found in this document. Please see the weekly data summaries for data on the past two weeks. **A person is counted as a confirmed COVID-19 case if they had a positive confirmatory laboratory test (for example, polymerase chain reaction (PCR) tests or nucleic acid amplification tests (NAAT) that detect genetic material of SARS-CoV-2, the virus that causes COVID-19). Antigen positive tests are counted as probable cases.**

Dates utilized for all graphs and tables are based on test result date and may not represent final reported case counts. Data may be underreported for recent days because results can take multiple days to be reported to the health department.

*The COVID-19 data provided in this report is specific to the Winnebago County Health Department (WCHD) jurisdiction (population: 153,748). It does not include the portions of Winnebago County that fall within the jurisdiction of the [City of Menasha Health Department](#) and [City of Appleton Health Department](#). As of October 3, 2020, data reports from the Winnebago County Health Department do not include test results from residents in Wisconsin Department of Corrections facilities, which includes the Oshkosh Correctional Institute. This data can be found on the Wisconsin Department of Corrections [website](#).

Data provided on the [Department of Health Services website](#) may be different than information provided by WCHD because the state reports data for the entire county based on address, which includes those portions of Menasha and Appleton as well as the correctional facilities.

Burden Status	Case Rate per 100,000 residents in the past two weeks
Low	Case rate is less than or equal to 10.
Moderate	Case rate is greater than 10, but less than or equal to 50.
Moderately High	Case rate is greater than 50, but less than or equal to 100.
High	Case rate is greater than 100, but less than or equal to 350.
Very High	Case rate is greater than 350, but less than or equal to 1,000.
Critically High	Case rate is greater than 1,000.

Case rate is determined by number of new confirmed cases in a particular group (such as an age group) during the past two weeks, divided by the population of that particular group, multiplied by 100,000. View the [DHS COVID Local Activity Level](#) page to learn more about burden status.

For additional Winnebago County Health Department COVID-19 information:

[WCHD COVID-19 Webpage](#)
[General Weekly Data Summaries](#)
[School District Weekly Data Summaries](#)
[Municipality Weekly Data Summaries](#)
[Trend Data Graphs](#)

***Note: In order to accommodate larger graphs, the document is 8.5"x14".

Monthly Total Number of Cases

This table shows the total number of cases by month since the first confirmed case in March 2020.

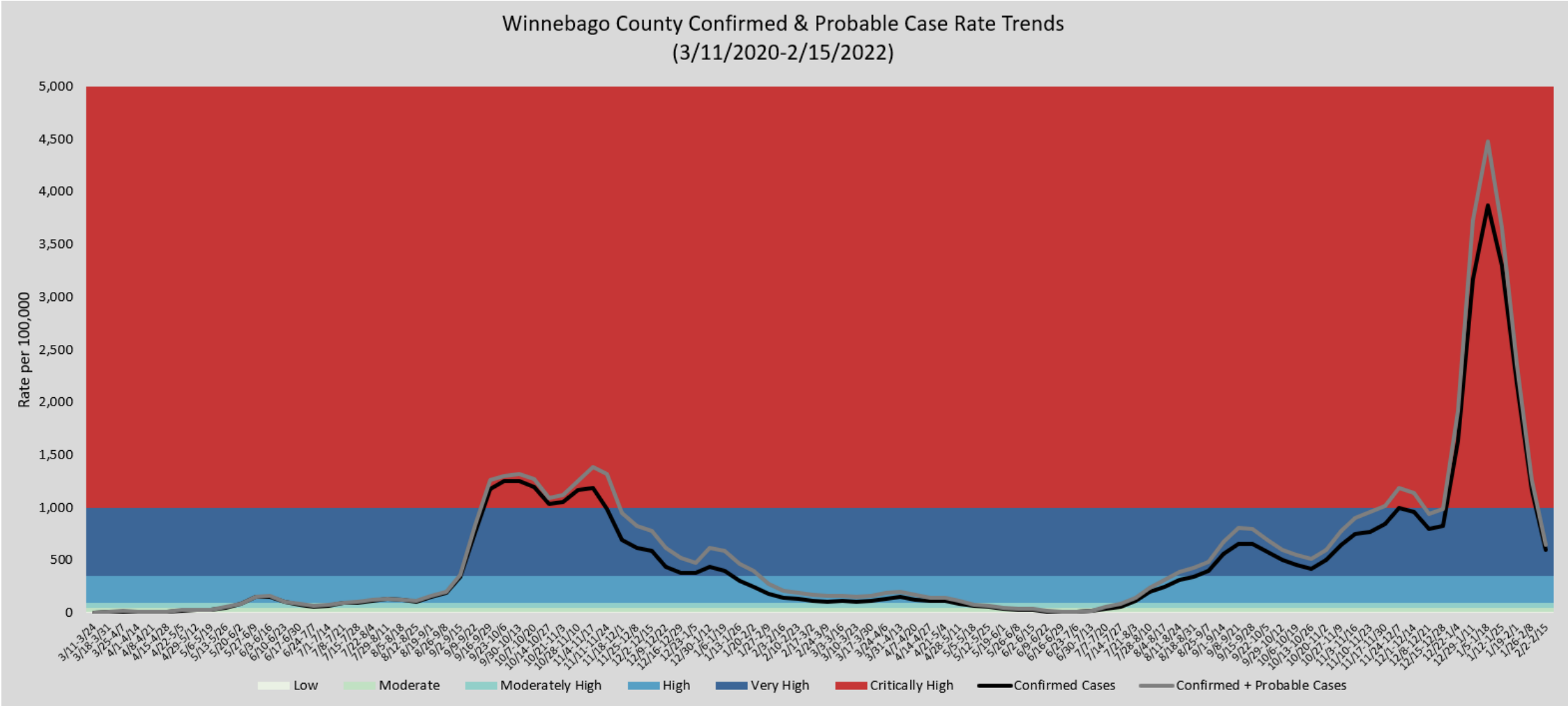
	Cases Among People of All Ages in the Winnebago County Health Department Jurisdiction			PCR Confirmed Cases Among People Under the Age of 18 by School District Geographic Boundary			
	PCR Confirmed Cases	Probable Cases	PCR Confirmed + Probable Cases	Neenah SD	Omro SD	Oshkosh SD	Winneconne SD
March 2020	14	7	21	<i>Data not available for this timeframe</i>			
April 2020	44	6	50				
May 2020	160	11	171				
June 2020	391	24	415				
July 2020	314	14	328	14	1	11	4
August 2020	431	17	448	10	0	14	1
September 2020	2,559	165	2,724	90	16	64	6
October 2020	3,895	213	4,108	132	32	124	34
November 2020	3,073	677	3,750	127	17	147	22
December 2020	1,743	591	2,334	69	13	105	20
January 2021	1,094	581	1,675	79	7	55	7
February 2021	429	194	623	54	21	34	6
March 2021	400	172	572	46	2	25	7
April 2021	428	137	565	31	5	34	4
May 2021	199	41	240	9	8	10	2
June 2021	68	21	89	4	1	8	0
July 2021	193	49	242	12	5	18	1
August 2021	967	242	1,209	61	7	79	17
September 2021	2,029	424	2,453	96	48	288	65
October 2021	1,599	317	1,916	116	30	186	19
November 2021	2,553	539	3,092	194	45	374	67
December 2021	3,650	617	4,267	254	33	456	38
January 2022	10,097	1,392	11,489	803	211	1,310	193
February 2022*	1,062	89	1,151	79	25	152	16
Total	37,392	6,540	43,932	2,280	527	3,494	529

*Data for the most recent month is incomplete and only covers cases reported to the health department by 8:30am on February 16, 2022.

General Weekly Data Summary

Biweekly Confirmed & Probable Case Rate Trends

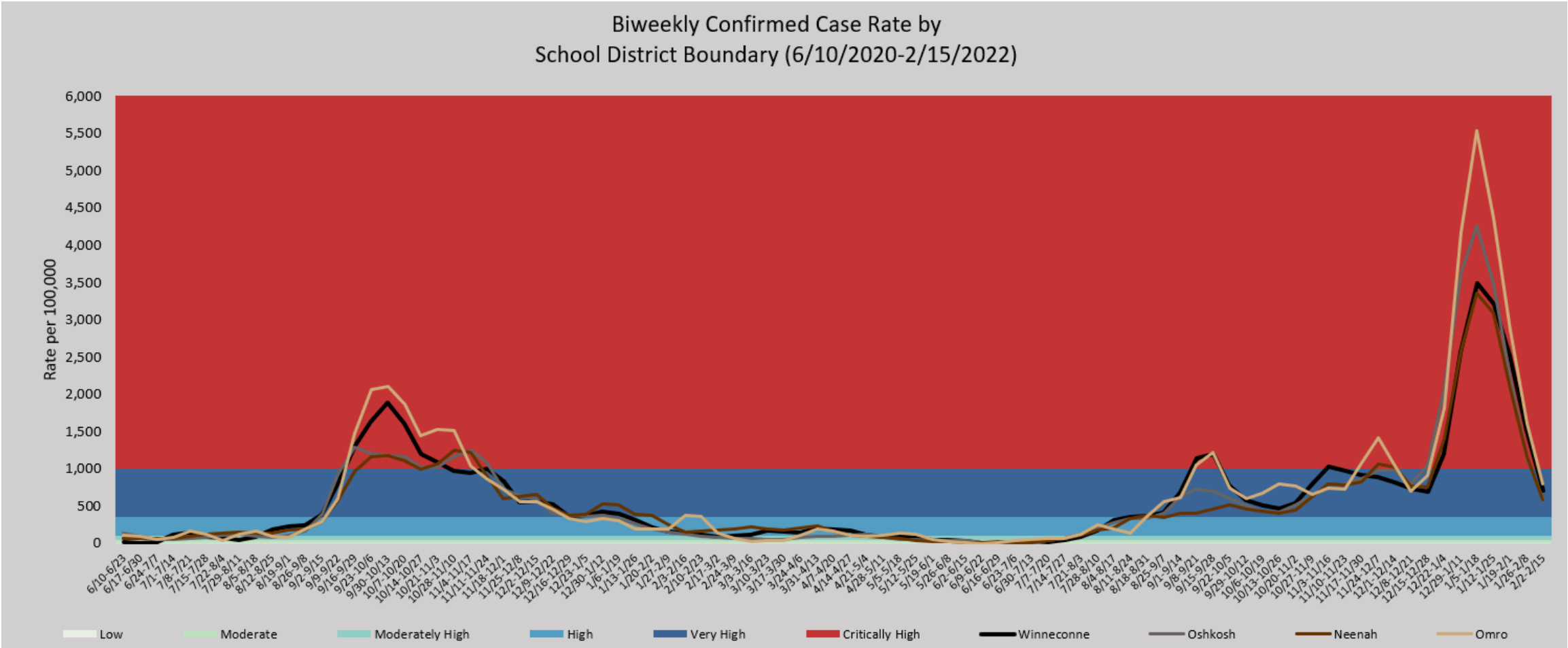
The graphs below show confirmed case rate per 100,000 people and the confirmed + probable case rate for the Winnebago County Health Department Jurisdiction. These case rates are based on confirmed and probable case counts during a two-week time span.



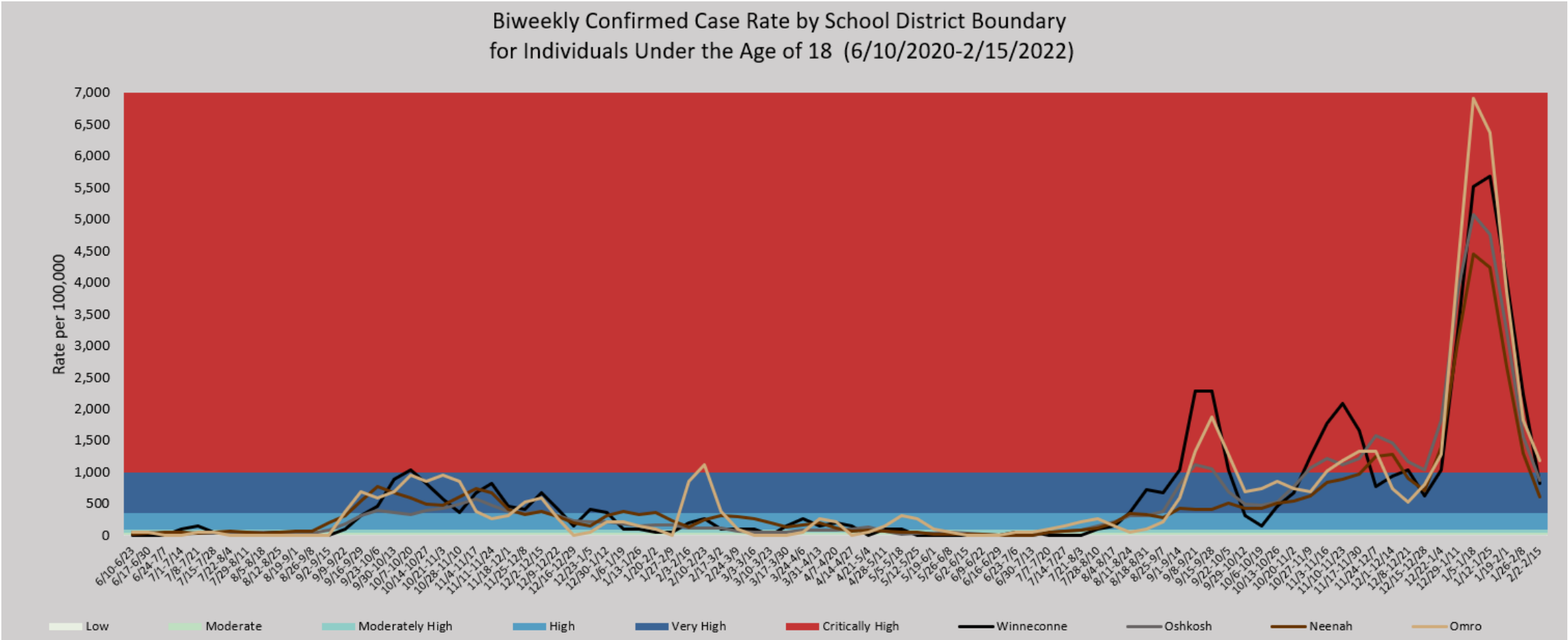
School District Weekly Data Summary

Confirmed Cases by School District Geographic Boundary

Data by school district geographic boundary may differ from data provided by the respective school district. School district geographic boundaries are the geographic area from which children are **eligible** to attend a certain school district. Data by school district geographic boundary includes cases among all individuals that live within that boundary regardless of age or where they attend school. Data is only available starting the week of June 10, 2020 and going forward.



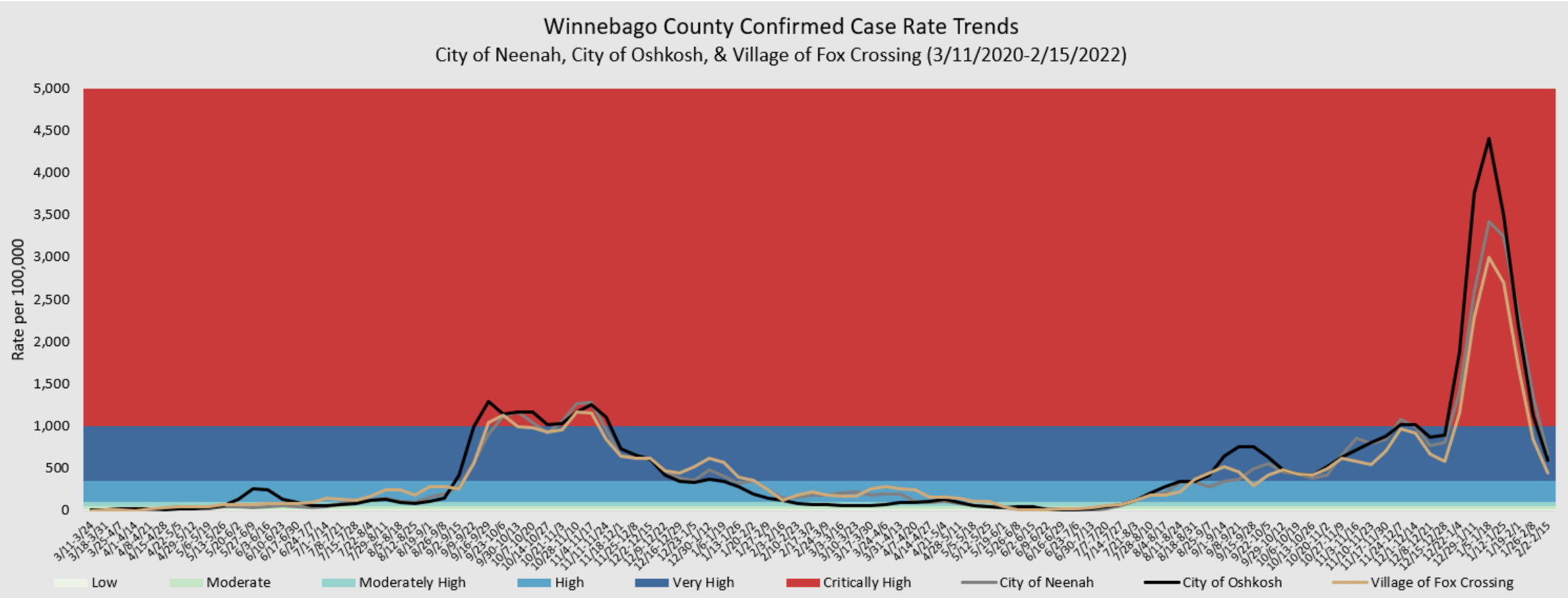
Confirmed Cases by School District Geographic Boundary for Cases in People Under the Age of 18

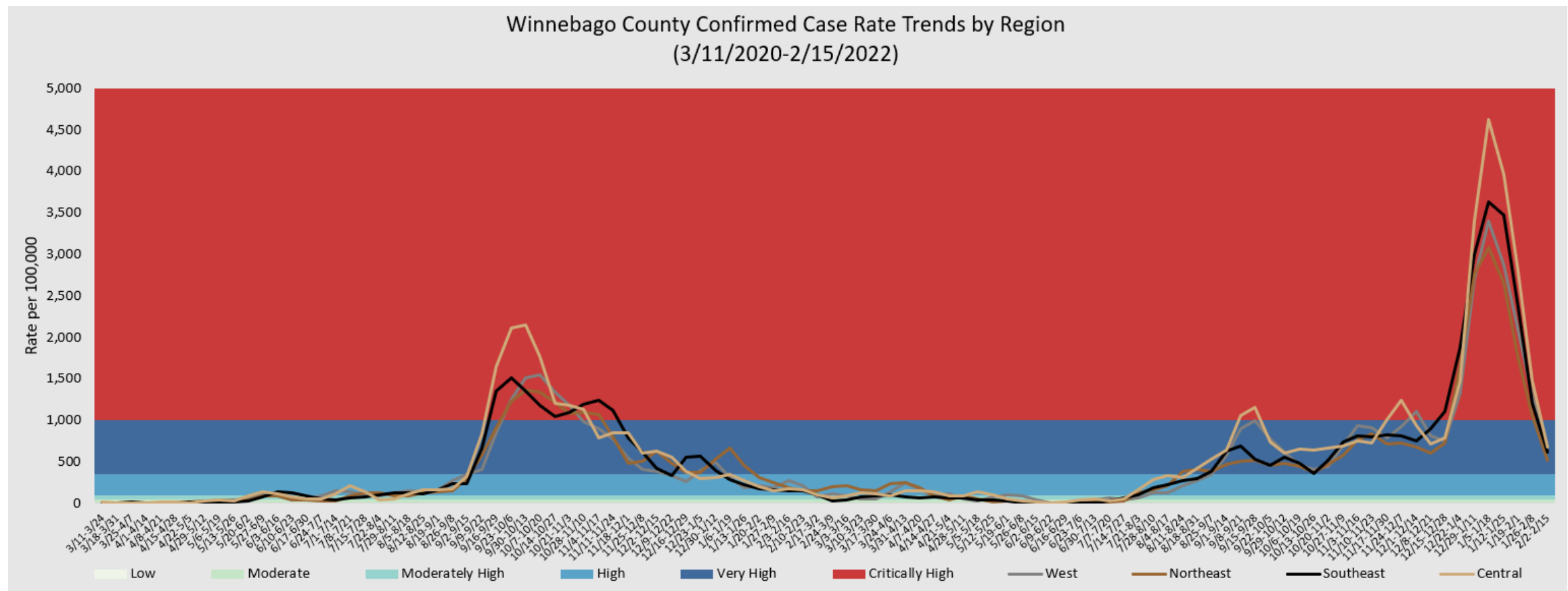


Municipal Weekly Data Summary

Confirmed Case Rate Trends by Municipality

The graphs below show confirmed case rate per 100,000 people by municipalities. These case rates are based on confirmed case counts during a two-week time span.





Due to population size, the smaller municipalities were grouped together into the following rural regions

- West: Towns of Nepeuskun, Poygan, Rushford, Utica, Winchester, and Wolf River
- Northeast: Towns of Clayton, Neenah, and Vinland
- Southeast: Towns of Algoma, Black Wolf, Nekimi, and Oshkosh
- Central: City of Omro, Towns of Omro & Winneconne, and Village of Winneconne