



**Public Health**  
Prevent. Promote. Protect.

**Winnebago County  
Health Department**

# Winnebago County Health Department Municipalities Weekly COVID Data Summary

February 11, 2021

## Summary

- As of February 10, at least **23,781 COVID-19 vaccine doses** have been administered to Winnebago County residents that fall within [Phase 1a of the state's vaccination plan](#) or are at least 65 years old, and 809,370 doses of COVID-19 vaccine have been administered to Wisconsin residents. Our first community clinic site for those aged 65+ ran last week at Sunnyview Expo in Oshkosh where 4,859 COVID-19 vaccine doses were administered with 76% of those doses administered to Winnebago County residents.
- It will take weeks to fully vaccinate all the population currently eligible; please be patient and see [our website](#) for updates.
- If you are eligible for a Phase 1a vaccination and have not been offered the vaccine, please check with your employer on their vaccination plan. If you are in Phase 1a and are not affiliated with a vaccine provider, please complete [this form](#) to be matched with a vaccinator.
- While it is very exciting that vaccine is arriving, it will take at least 5-6 months before we have enough vaccine to reach an adequate level of community immunity. We have to be careful as case rates remain high and new contagious variants are circulating. Continue to stay home, wear a mask, socially distance and practice good hand hygiene to help avoid another surge in virus activity. Please see these [tips](#) for when you do get vaccinated.
- **Get tested** after a known or potential exposure or if you have any symptoms, even if they are mild. If you have been tested, stay home until you receive your test results and follow the guidance provided.
- If you are using options to [shorten quarantine](#), be sure to continue to monitor symptoms, wear a mask, [social distance](#), and avoid group activities for the full 14 days. Shortened quarantine options may not be appropriate in all settings, such as high-risk, congregate settings, including daycares and K-12 schools.
- Safely [support the local community](#) through curbside pickup and delivery options and by seeking out businesses that engage in precautionary measures. If a business is not following recommendations, consider speaking with manager and notifying the health department through this [form](#).
- There are currently 28 COVID-19 patients hospitalized in the Fox Valley.
- There have been a total of 178 confirmed COVID-19 deaths among confirmed and probable cases.
- **Our confirmed + probable case burden remains high.** The confirmed + probable case rate over the past 2 weeks for our jurisdiction is 275.8 cases per 100,000 people, a decrease from 391.5 cases per 100,000 last week. The number of cases (confirmed/probable) in the first week of this 2-week timeframe was 166/91 and for this most recent week is 105/62. Individuals aged 30-39 had the highest confirmed case rates of 212.7 per 100,000. Rates are lowest in those 60+ (142.2 per 100,000).
- Over this past week, 4.0% of [PCR tests in Wisconsin](#) were positive and 3.0% of PCR tests across all of Winnebago County were positive. Many people with symptoms are only receiving antigen tests, which are excluded from our percent positivity calculation and likely leads to artificially lower percentages.
- Over the past two weeks, a daily average of 553 PCR tests were conducted among residents within the Winnebago County Health Department jurisdiction.
- We continue to ask for the community's help with notification of [close contacts](#). Early notification and [quarantine](#) of exposed individuals is an important tool in limiting spread of COVID-19. View our website for updated [testing information](#). WI Department of Health Services also encourages residents to download the [WI Exposure Notification app](#) to assist in notifying contacts of people who have tested positive for COVID-19.

## Confirmed Cases by Municipality for the Past Two Weeks (January 20 – February 9)

Municipality	Confirmed Case Count for past 2 weeks	Case Rate (per 100,000)	Burden**	Population***
City of Oshkosh	90	135.1	High	66,595
City of Neenah	61	231.6	High	26,333
Village of Fox Crossing	46	241.0	High	19,090
City of Omro	Less than 5 cases		<i>The populations in these municipalities are too small to provide burden status. Case rates fluctuate greatly with small population sizes. Interpret with caution, rely more on case counts and trend of case counts over time to estimate risks.</i>  <i>Data is suppressed for municipalities with fewer than five confirmed cases in the past two weeks. See Case Rate by region graph on page 4.</i>	3,584
Town of Algoma	13	187.3		6,939
Town of Black Wolf	Less than 5 cases			2,446
Town of Clayton	15	357.7		4,193
Town of Neenah	7	192.7		3,632
Town of Nekimi	Less than 5 cases			1,422
Town of Nepeuskun	Less than 5 cases			743
Town of Omro	6	258.1		2,325
Town of Oshkosh	Less than 5 cases			2,480
Town of Poygan	Less than 5 cases			1,327
Town of Rushford	Less than 5 cases			1,612
Town of Utica	0	0.0		1,337
Town of Vinland	Less than 5 cases			1,736
Town of Winchester	Less than 5 cases			1,824
Town of Winneconne	Less than 5 cases			2,436
Town of Wolf River	Less than 5 cases			1,195
Village of Winneconne	Less than 5 cases			2,499
<b>Rural Regions****</b>				
Central	16	148.0	High	10,844
Northeast	23	240.8	High	9,561
Southeast	20	150.8	High	13,287
West	15	186.8	High	8,038
Winnebago County Health Department Jurisdiction	271	176.3	High	153,748
Winnebago County	322	190.1	High	169,861
Wisconsin	15,325	265.1	High	

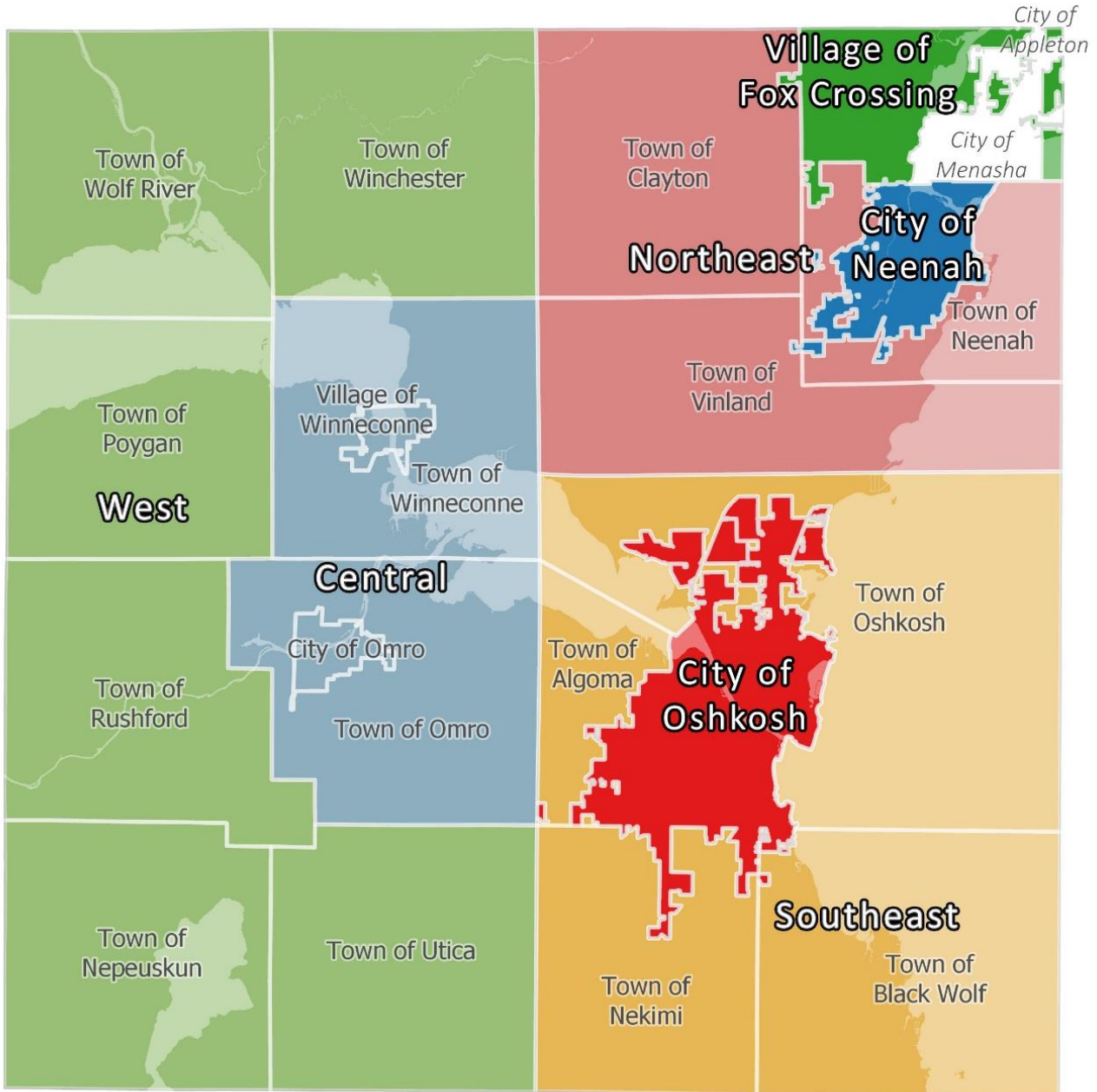
\*\*Burden is based off of the case rate per 100,000 people in the past two weeks. See table on page 3 for more information on Burden Status for our county. Visit the DHS website for more information on this indicator at the state level

<https://www.dhs.wisconsin.gov/covid-19/local.htm>

\*\*\*Population for municipality was retrieved from [https://doa.wi.gov/DIR/Final\\_Ests\\_Muni\\_2020.pdf](https://doa.wi.gov/DIR/Final_Ests_Muni_2020.pdf). Winnebago County Health Department Jurisdiction does not include the portions of the City of Menasha and the City of Appleton that fall within Winnebago County but report to their own health departments.

\*\*\*\*Due to population size, the smaller municipalities were grouped together into rural regions (See map on pg. 3)

## Winnebago County Map by Regions



- **West:** Towns of Nepeuskun, Poygan, Rushford, Utica, Winchester, and Wolf River
- **Northeast:** Towns of Clayton, Neenah, and Vinland
- **Southeast:** Towns of Algoma, Black Wolf, Nekimi, and Oshkosh
- **Central:** City of Omro, Towns of Omro & Winneconne, and Village of Winneconne

Number of Confirmed Cases and Rate per 100,000 People for Select Municipalities in the Past Two Weeks (January 27 – February 9)

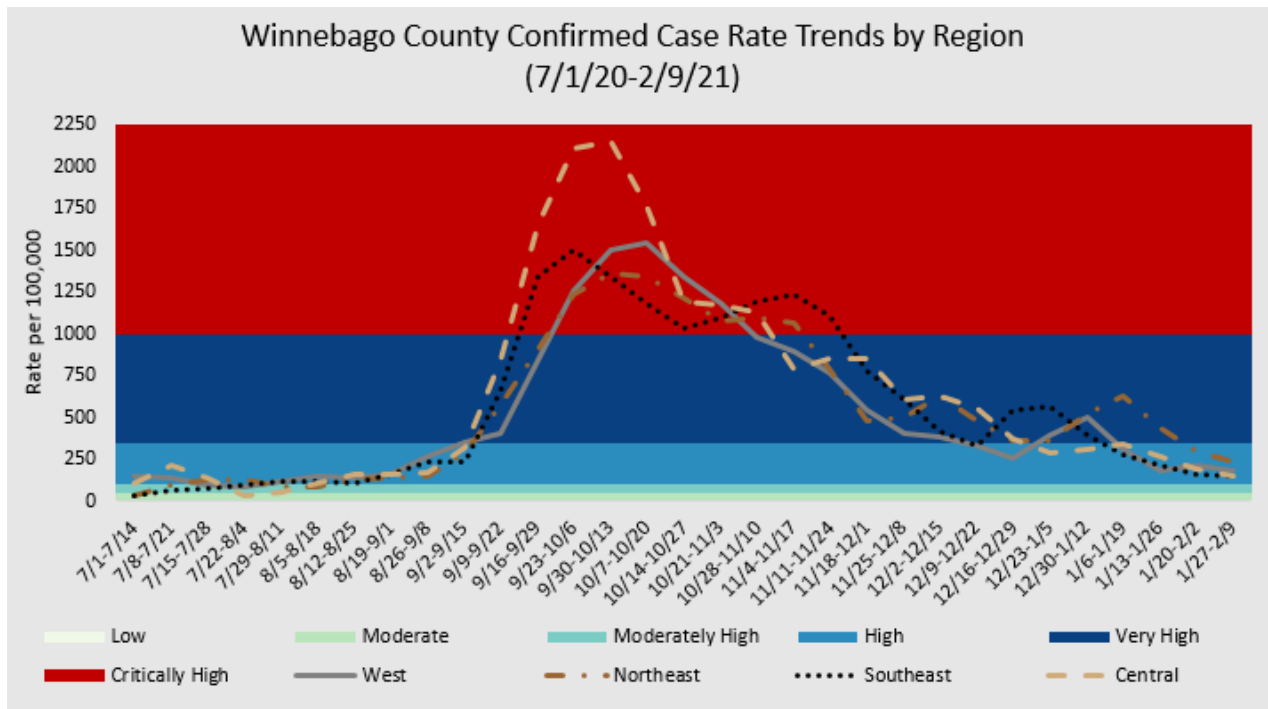
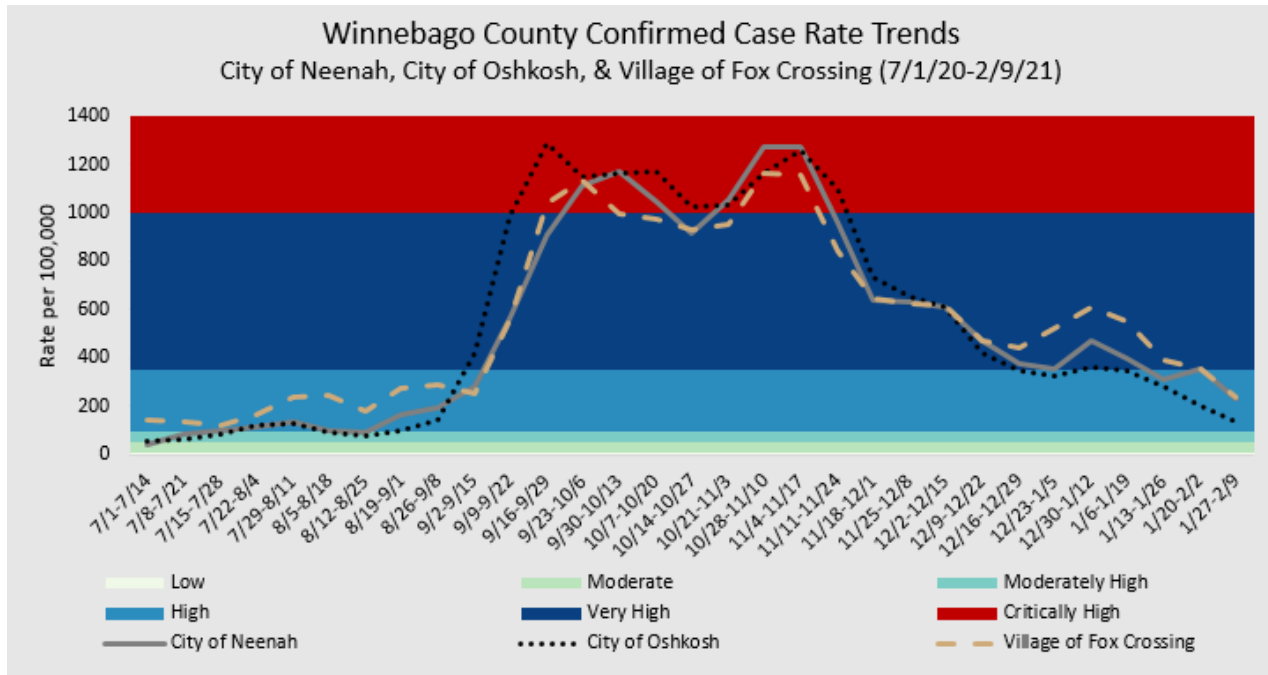
Age Group	City of Neenah			City of Oshkosh			Village of Fox Crossing		
	Number of cases	Rate per 100,000	Pop.	Number of cases	Rate per 100,000	Pop.	Number of cases	Rate per 100,000	Pop.
<18	13	204.8	6,347	17	143.6	11,836	8	209.2	3,825
18-24	7	375.5	1,864	19	146.6	12,962	4	229.5	1,743
25-29	5	277.3	1,803	5	95.0	5,261	3	199.6	1,503
30-39	11	319.9	3,439	13	146.4	8,882	11	421.3	2,611
40-49	7	207.7	3,371	8	106.8	7,491	8	448.2	1,785
50-59	7	181.8	3,850	17	207.2	8,206	6	177.3	3,385
60-69	6	219.1	2,739	8	141.4	5,658	2	95.6	2,091
70-79	5	323.2	1,547	2	62.3	3,209	3	244.5	1,227
80+	0	0.0	926	1	32.2	3,105	1	161.8	618
Total	61	235.6	25,886	90	135.1	66,610	46	244.8	18,788

Burden Status	Case Rate per 100,000 residents in the past two weeks	City of Neenah	City of Oshkosh	Village of Fox Crossing
<b>Low</b>	Case rate is less than or equal to 10.	Less than 3 cases.	Less than 7 case.	Less than 2 cases.
<b>Moderate</b>	Case rate is greater than 10, but less than or equal to 50.	Greater than 3 cases, but less than or equal to 13 cases.	Greater than 7 case, but less than or equal to 33 cases.	Greater than 2 cases, but less than or equal to 10 cases.
<b>Moderately High</b>	Case rate is greater than 50, but less than or equal to 100.	Greater than 13 cases, but less than or equal to 26 cases.	Greater than 33 cases, but less than or equal to 67 cases.	Greater than 10 cases, but less than or equal to 19 cases.
<b>High</b>	Case rate is greater than 100, but less than or equal to 350.	Greater than 26 cases, but less than or equal to 92 cases.	Greater than 67 cases, but less than or equal to 233 cases.	Greater than 19 cases, but less than or equal to 67 cases.
<b>Very High</b>	Case rate is greater than 350, but less than or equal to 1,000.	Greater than 92 cases, but less than or equal to 263 cases.	Greater than 233 cases, but less than or equal to 666 cases.	Greater than 67 cases, but less than or equal to 191 cases.
<b>Critically High</b>	Case rate is greater than 1,000.	Greater than 263 cases.	Greater than 666 cases.	Greater than 191 cases.

Case rate is determined by number of new confirmed cases during the past two weeks, divided by population in the municipality, multiplied by 100,000. Rates can fluctuate greatly with small population sizes making it difficult to call out high rates. Burden Status will only be provided for City of Neenah, City of Oshkosh, and Village of Fox Crossing due to population size. Number of cases for each Burden Status refers to the number of confirmed cases during a two-week time span.

## Confirmed Case Rate Trends by Municipality

The graphs below show confirmed case rate per 100,000 people by municipalities. These case rates are based on confirmed case counts during a two-week time span.



\*\*\*\*Due to population size, the smaller municipalities were grouped together into the following rural regions (See map on pg. 3)

- West: Towns of Nepeuskun, Poygan, Rushford, Utica, Winchester, and Wolf River
- Northeast: Towns of Clayton, Neenah, and Vinland
- Southeast: Towns of Algoma, Black Wolf, Nekimi, and Oshkosh
- Central: City of Omro, Towns of Omro & Winneconne, and Village of Winneconne

## Active Cases and Total Number of Confirmed Cases by Municipality (3/11/20-2/10/21)

A person is counted as an active COVID-19 case if they had a positive confirmatory laboratory test (for example, a test that detects the virus in the nose or throat) and are currently in isolation and being followed by a disease investigator.

Municipality	Active Cases		Total Cases
	Number of Active Cases	Percent	Total Number of Confirmed Cases
City of Oshkosh	60	1%	6,079
City of Neenah	41	2%	2,241
Village of Fox Crossing	27	2%	1,728
City of Omro	Less than 5 cases		417
Town of Algoma	13	2%	626
Town of Black Wolf	Less than 5 cases		222
Town of Clayton	9	2%	385
Town of Neenah	5	2%	302
Town of Nekimi	Less than 5 cases		136
Town of Nepeuskun	Less than 5 cases		60
Town of Omro	6	3%	206
Town of Oshkosh	Less than 5 cases		220
Town of Poygan	Less than 5 cases		102
Town of Rushford	Less than 5 cases		117
Town of Utica	0	0%	111
Town of Vinland	Less than 5 cases		142
Town of Winchester	0	0%	169
Town of Winneconne	Less than 5 cases		247
Town of Wolf River	Less than 5 cases		113
Village of Winneconne	Less than 5 cases		240
Rural Regions****			
Central	15	33%	1,110
Northeast	15	22%	829
Southeast	20	20%	1,204
West	12	31%	672
Winnebago County Health Department Jurisdiction	190	1%	13,864
Wisconsin	12,790	2%	551,712

 - Data is suppressed for municipalities with fewer than five active confirmed cases.

## Background Information

This report provides *preliminary* data on the confirmed COVID-19 cases from January 27, 2021 – February 9, 2021. **A person is counted as a confirmed COVID-19 case if they had a positive confirmatory laboratory test (for example, polymerase chain reaction (PCR) tests or nucleic acid amplification tests (NAT) that detect genetic material of SARS-CoV-2, the virus that causes COVID-19). Antigen positive tests are counted as probable cases and are not currently included in the case count rates and graphs in this report.** Please view the General Weekly Data Report to learn more about the confirmed and probable case counts, rates, and burden level.

Dates utilized for all graphs and tables are based on test result date and may not represent final reported case counts. Data may be underreported for recent days because results can take multiple days to be reported to the health department. This means the number of tests and percent positivity may change in next week's report. As this is a weekly report for the past 14 days, there will always be a week of overlap between reports.

\*The COVID-19 data provided in this report is specific to the Winnebago County Health Department (WCHD) jurisdiction (population: 153,748). It does not include the portions of the City of Menasha or City of Appleton that fall within Winnebago County as those areas fall within the jurisdiction of the [City of Menasha Health Department](#) and [City of Appleton Health Department](#). As of October 3, 2020, data reports from the Winnebago County Health Department do not include test results from residents in Wisconsin Department of Corrections facilities, which includes the Oshkosh Correctional Institute. This data can be found on the Wisconsin Department of Corrections [website](#). Data provided on the [Department of Health Services website](#) may be different than the information provided by WCHD because the state reports data for the entire county based on address, which includes those portions of Menasha and Appleton as well as the correctional facilities.

### For additional Winnebago County Health Department COVID-19 information:

- [WCHD COVID-19 Webpage](#)
- [General Weekly Data Summaries](#)
- [School District Weekly Data Summaries](#)