



Public Health
Prevent. Promote. Protect.

**Winnebago County
Health Department**

Winnebago County Health Department Municipalities Weekly COVID Data Summary

December 3, 2020

Summary

- **Stay at home.** If you are over 65 or have significant health conditions, avoid indoor public spaces where anyone is unmasked due to the immediate risk to your health. Whenever possible, have your groceries and medications delivered. If you develop any symptoms, get tested immediately as the majority of therapeutics work best early in infection. If you are under 40, it is possible you may be infectious to others when you do not have symptoms or your symptoms are mild. Avoid gathering with anyone outside your home, especially those at [increased risk for severe disease](#), and get tested 4-5 days after a known or potential exposure to the virus or if you have any symptoms, even if they are mild.
- As expected, we are seeing a decrease in cases this past week due to the lack of community testing available over the holiday weekend, but our burden still remains very high. This will likely be followed in the next week with higher case numbers due to an increased demand for testing after the holiday. Please continue to look at the weekly trends to best assess current case activity. With the increase in antigen testing, it is important to look at the total confirmed plus probable case numbers to understand the current burden. Positive antigen results are considered a probable case.
- Safely support local businesses. Use local curbside pickup and delivery to help support local service industries. When you seek goods and services, support businesses that engage in precautionary measures to keep our communities safe. If a business is not following safe practices, consider speaking with management or reporting your concern to the health department through this [form](#).
- **Deaths continue rise.** Over 1/3 of the 103 confirmed COVID-19 deaths in our jurisdiction have occurred in the past 4 weeks.
- The ability for hospitals to care for all patients is strained as COVID-19 hospitalizations remain dangerously high and healthcare facilities experience staffing shortage. As of 12/2/20, Fox Valley area hospitals had 100 COVID-19 patients hospitalized, a decrease from the 126 patients last week. [The Wisconsin State Fair Park Alternate Care Facility](#) currently has 8 patients.
- The confirmed case rate over the past 2 weeks for our jurisdiction is 647.2 cases per 100,000 people, a decrease from the 935.9 cases per 100,000 reported last week. This confirmed case rate does NOT include probable cases, which we have seen an increase in recently. The doubling time for our confirmed cases is 102.4 days. For all of Winnebago County, the case rate over the past 2 weeks is 700.9, and for the Fox Valley [HERC](#) region it is 695.8*, putting both at a **very high burden level**.
- The number of cases (confirmed/probable) in the first week of this 2-week timeframe was 630/264 and for this most recent week is 365/170. Cases are distributed throughout all jurisdictions and adult age groups. Individuals aged 60+ had the highest confirmed case rate of 822.0 per 100,000 over the past 2 weeks. Rates are lowest in those under 18 (378.3 per 100,000).
- **Testing percent positivity of positive PCR tests is at 11.3%** for the past 2 weeks, which is still far from our goal of remaining below 5% positivity. Over the past two weeks an average of 639 PCR tests were conducted each day. The [regional COVID-19 testing site](#) at Sunnyview Expo Center in Oshkosh has averaged 353 tests per day over the past 2 weeks. If you have been tested, please stay home until you receive your test results and follow the guidance provided.
- **Contact tracing capacity is significantly strained.** We are able to reach out to all people who tested positive within 24-48 hours of being reported to the health department. Despite adding 31+ full-time equivalent contact tracing positions to our health department, we are unable to provide contact tracing for all confirmed cases. If you have tested positive, please notify your close contacts. Our contact tracers are seeing significant community spread.

Background Information

This report provides *preliminary* data on the confirmed COVID-19 cases from November 18 – December 1, 2020. A person is counted as a **confirmed** COVID-19 case if they had a **positive confirmatory laboratory test** (for example, polymerase chain reaction (PCR) tests or nucleic acid amplification tests (NAT) that detect genetic material of SARS-CoV-2, the virus that causes COVID-19). Antigen positive tests are counted as **probable** cases and are not currently included in the case count rates and graphs in this report.

Dates utilized for all graphs and tables are based on test result date and may not represent final case counts. Data may be underreported for recent days because results can take multiple days to be reported to the health department. This means the number of tests and percent positivity may change in next week's report. As this is a weekly report for the past 14 days, there will always be a week of overlap between reports.

*The COVID-19 data provided in this report is specific to the Winnebago County Health Department (WCHD) jurisdiction (population: 153,748). It does not include the portions of the City of Menasha or City of Appleton that fall within Winnebago County as those areas fall within the jurisdiction of the [City of Menasha Health Department](#) and [City of Appleton Health Department](#). With the increased amount of testing occurring in correctional facilities, starting October 3, 2020, data reports from the Winnebago County Health Department will not include test results from those living in Wisconsin Department of Corrections facilities, which includes the Oshkosh Correctional Institute. You can find testing data for the Wisconsin Department of Corrections on [this website](#).

Data provided on the [Department of Health Services website](#) may be different than the information provided by WCHD because the state reports data for the entire county based on address, which includes those portions of Menasha and Appleton as well as the correctional facilities.

For additional Winnebago County Health Department COVID-19 information:

- [WCHD COVID-19 Webpage](#)
- [General Weekly Data Summaries](#)
- [School District Weekly Data Summaries](#)

Confirmed Cases by Municipality for the Past Two Weeks (November 18 - December 1)

Municipality	Confirmed Case Count for past 2 weeks	Case Rate (per 100,000)	Burden**	Population***
City of Oshkosh	447	671.2	Very High	66,595
City of Neenah	153	581.0	Very High	26,333
Village of Fox Crossing	121	633.8	Very High	19,090
City of Omro	26	725.4	<i>The populations in these municipalities are too small to provide burden status. Case rates fluctuate greatly with small population sizes. Interpret with caution, rely more on case counts and trend of case counts over time to estimate risks.</i> <i>Data is suppressed for municipalities with fewer than five confirmed cases in the past two weeks. See Case Rate by region graph on page 4.</i>	3,584
Town of Algoma	39	562.0		6,939
Town of Black Wolf	21	858.5		2,446
Town of Clayton	11	262.3		4,193
Town of Neenah	21	578.2		3,632
Town of Nekimi	13	914.2		1,422
Town of Nepeuskun	Less than 5 cases			743
Town of Omro	10	430.1		2,325
Town of Oshkosh	27	1,088.7		2,480
Town of Poygan	7	527.5		1,327
Town of Rushford	8	496.3		1,612
Town of Utica	7	523.6		1,337
Town of Vinland	14	806.5		1,736
Town of Winchester	13	712.7		1,824
Town of Winneconne	29	1,190.5		2,436
Town of Wolf River	7	585.8		1,195
Village of Winneconne	19	760.3		2,499
Rural Regions****				
Central	84	776.8	Very High	10,844
Northeast	46	481.6	Very High	9,561
Southeast	100	753.8	Very High	13,287
West	44	548.1	Very High	8,038
Winnebago County Health Department Jurisdiction	995	647.2	Very High	153,748
Winnebago County	1,187	700.9	Very High	169,861
Wisconsin	63,253	1094.1	Critically High	

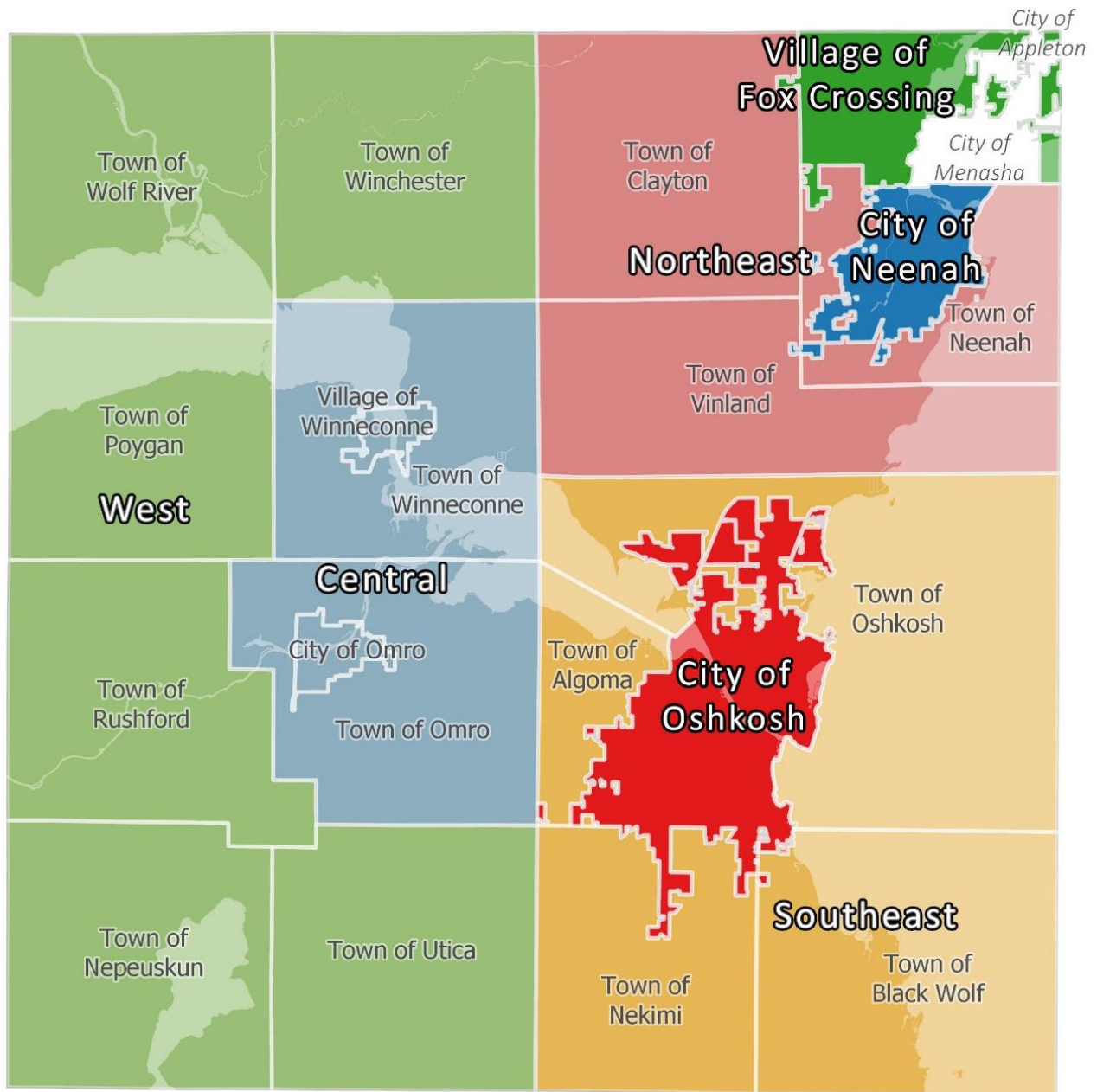
**Burden is based off of the case rate per 100,000 people in the past two weeks. See table on page 3 for more information on Burden Status for our county. Visit the DHS website for more information on this indicator at the state level

<https://www.dhs.wisconsin.gov/covid-19/local.htm>

***Population for municipality was retrieved from https://doa.wi.gov/DIR/Final_Ests_Muni_2020.pdf. Winnebago County Health Department Jurisdiction does not include the portions of the City of Menasha and the City of Appleton that fall within Winnebago County but report to their own health departments.

****Due to population size, the smaller municipalities were grouped together into rural regions (See map on pg. 3)

Winnebago County Map by Regions



- **West:** Towns of Nepeuskun, Poygan, Rushford, Utica, Winchester, and Wolf River
- **Northeast:** Towns of Clayton, Neenah, and Vinland
- **Southeast:** Towns of Algoma, Black Wolf, Nekimi, and Oshkosh
- **Central:** City of Omro, Towns of Omro & Winneconne, and Village of Winneconne

Number of Confirmed Cases and Rate per 100,000 People for Select Municipalities in the Past Two Weeks (November 18 – December 1)

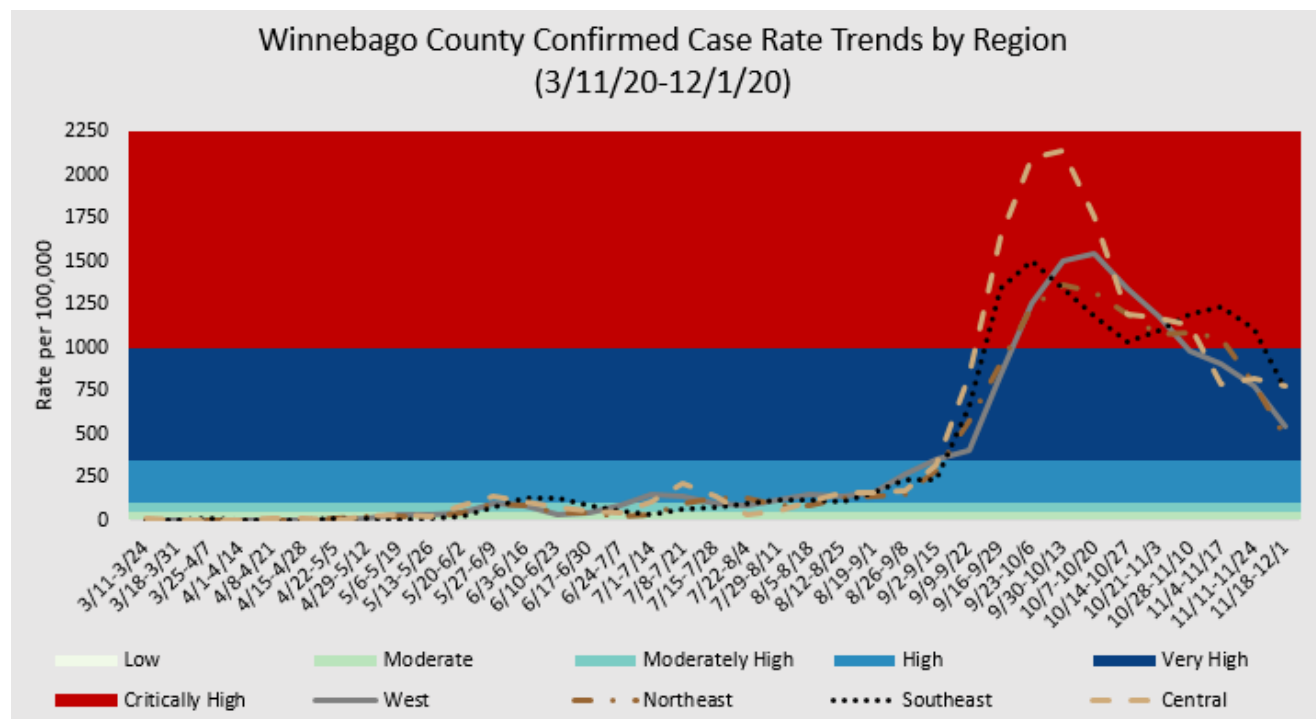
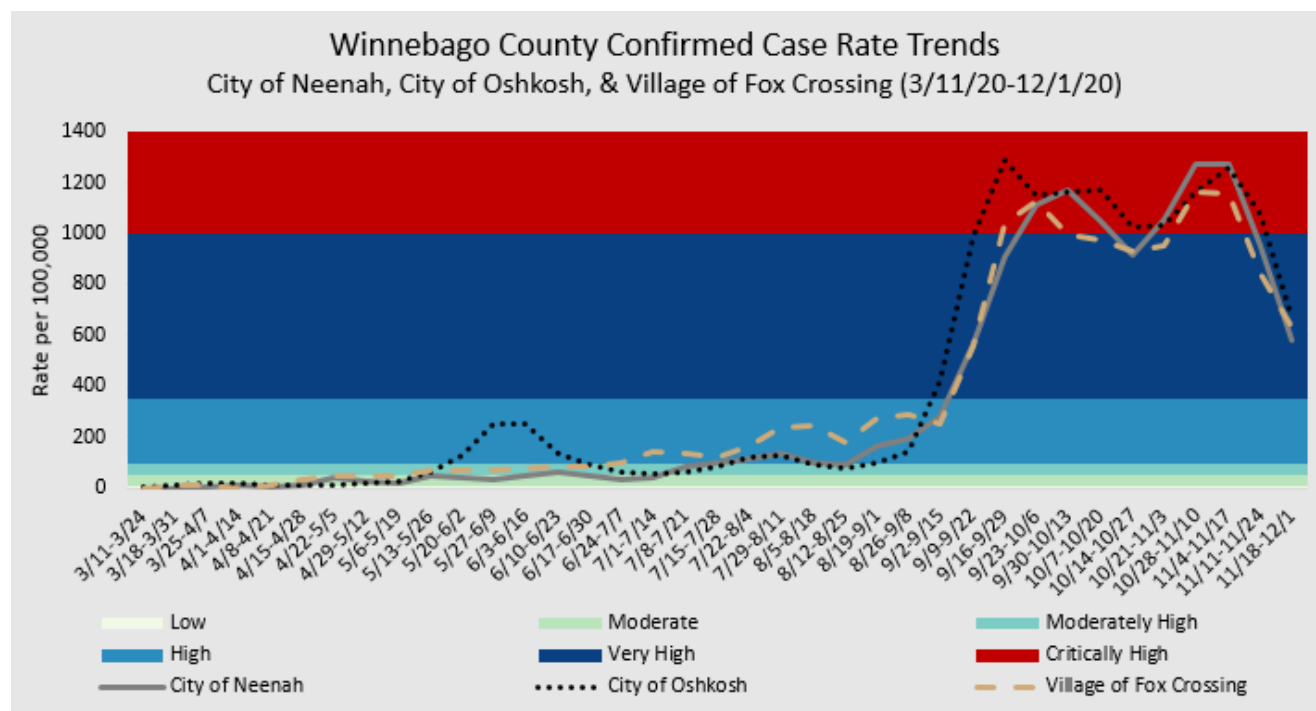
	City of Neenah			City of Oshkosh			Village of Fox Crossing		
Age Group	Number of cases	Rate per 100,000	Pop.	Number of cases	Rate per 100,000	Pop.	Number of cases	Rate per 100,000	Pop.
<18	29	456.9	6,347	45	380.2	11,836	18	470.6	3,825
18-24	18	965.7	1,864	74	570.9	12,962	10	573.7	1,743
25-29	8	443.7	1,803	51	969.4	5,261	10	665.3	1,503
30-39	26	756.0	3,439	59	664.3	8,882	16	612.8	2,611
40-49	23	682.3	3,371	50	667.5	7,491	15	840.3	1,785
50-59	12	311.7	3,850	56	682.4	8,206	20	590.8	3,385
60-69	24	876.2	2,739	54	954.4	5,658	18	860.8	2,091
70-79	6	387.8	1,547	35	1,090.7	3,209	3	244.5	1,227
80+	7	755.9	926	23	740.7	3,105	11	1,779.9	618
Total	153			447			121		

Burden Status	Case Rate per 100,000 residents in the past two weeks	City of Neenah	City of Oshkosh	Village of Fox Crossing
Low	Case rate is less than or equal to 10.	Less than 3 cases.	Less than 7 case.	Less than 2 cases.
Moderate	Case rate is greater than 10, but less than or equal to 50.	Greater than 3 cases, but less than or equal to 13 cases.	Greater than 7 case, but less than or equal to 33 cases.	Greater than 2 cases, but less than or equal to 10 cases.
Moderately High	Case rate is greater than 50, but less than or equal to 100.	Greater than 13 cases, but less than or equal to 26 cases.	Greater than 33 cases, but less than or equal to 67 cases.	Greater than 10 cases, but less than or equal to 19 cases.
High	Case rate is greater than 100, but less than or equal to 350.	Greater than 26 cases, but less than or equal to 92 cases.	Greater than 67 cases, but less than or equal to 233 cases.	Greater than 19 cases, but less than or equal to 67 cases.
Very High	Case rate is greater than 350, but less than or equal to 1,000 cases	Greater than 92 cases, but less than or equal to 263 cases.	Greater than 233 cases, but less than or equal to 666 cases.	Greater than 67 cases, but less than or equal to 191 cases.
Critically High	Case rate is greater than 1,000.	Greater than 263 cases.	Greater than 666 cases.	Greater than 191 cases.

Case rate is determined by number of new confirmed cases during the past two weeks, divided by population in the municipality, multiplied by 100,000. Rates can fluctuate greatly with small population sizes making it difficult to call out high rates. Burden Status will only be provided for City of Neenah, City of Oshkosh, and Village of Fox Crossing due to population size. Number of cases for each Burden Status refers to the number of confirmed cases during a two-week time span.

Confirmed Case Rate Trends by Municipality

The graphs below show confirmed case rate per 100,000 people by municipalities. These case rates are based on confirmed case counts during a two-week time span.



****Due to population size, the smaller municipalities were grouped together into the following rural regions (See map on pg. 3)

- West: Towns of Nepeuskun, Poygan, Rushford, Utica, Winchester, and Wolf River
- Northeast: Towns of Clayton, Neenah, and Vinland
- Southeast: Towns of Algoma, Black Wolf, Nekimi, and Oshkosh
- Central: City of Omro, Towns of Omro & Winneconne, and Village of Winneconne

Active Cases and Total Number of Confirmed Cases by Municipality

(3/11/20-12/2/20)

A person is counted as an active COVID-19 case if they had a positive confirmatory laboratory test (for example, a test that detects the virus in the nose or throat) and are currently in isolation and being followed by a disease investigator.

Municipality	Active Cases		Total Cases
	Number of Active Cases	Percent	Total Number of Confirmed Cases
City of Oshkosh	313	6%	4,875
City of Neenah	100	6%	1,696
Village of Fox Crossing	97	8%	1,292
City of Omro	19	5%	352
Town of Algoma	29	6%	496
Town of Black Wolf	14	8%	185
Town of Clayton	10	3%	293
Town of Neenah	14	6%	222
Town of Nekimi	9	8%	111
Town of Nepeuskun	Less than 5 cases		50
Town of Omro	7	4%	162
Town of Oshkosh	16	9%	180
Town of Poygan	Less than 5 cases		80
Town of Rushford	7	7%	102
Town of Utica	6	7%	88
Town of Vinland	9	9%	105
Town of Winchester	9	6%	142
Town of Winneconne	23	12%	200
Town of Wolf River	7	8%	89
Village of Winneconne	13	7%	198
Rural Regions****			
Central	62	33%	912
Northeast	33	22%	620
Southeast	68	20%	972
West	35	31%	551
Winnebago County Health Department Jurisdiction	708	6%	10,918
Wisconsin	65,926	17%	395,015

 - Data is suppressed for municipalities with fewer than five active confirmed cases.