



Public Health
Prevent. Promote. Protect.

**Winnebago County
Health Department**

Winnebago County Health Department Municipalities Weekly COVID Data Summary

December 30, 2020

Summary

- Happy New Year! We all look forward to a better 2021 and are very excited to see [COVID-19 vaccine](#) becoming available. Healthcare systems began receiving the vaccine last week and skilled nursing facilities/nursing homes began receiving the vaccine this week. It is still very important, despite the recent decline in cases, to wear a mask, social distance and avoid gatherings so we can prevent as many hospitalizations and deaths as we can until most of us are vaccinated.
- If you are using options to [shorten quarantine](#) be sure to continue to symptom monitor a full 14 days, keep a mask on, [social distance](#), and do not participate in group activities for the full 14 days. Shortened quarantine options may not be appropriate in all settings, such as high-risk, congregate settings. It's also recommended that close contacts who work at or attend daycares or K-12 schools follow the full, standard 14-day quarantine unless otherwise indicated by the school.
- **Stay at home.** If you are over 65 or have significant health conditions, avoid indoor public spaces where anyone is unmasked due to the immediate risk to your health. Whenever possible, have your groceries and medications delivered. If you develop any symptoms, get tested immediately as the majority of therapeutics work best early during infection. If you are under 40, it is possible you may be infectious to others when you do not have symptoms or your symptoms are mild. Avoid gathering with anyone outside your home, especially those at [increased risk for severe disease](#), and get tested after a known or potential exposure to the virus or if you have any symptoms, even if they are mild.
- Although we are seeing a decrease in reported cases and overall testing numbers in recent weeks, **our confirmed + probable case burden still remains very high.** Please continue to look at the weekly trends to best assess current case activity. Be careful during the holidays! Stay home and avoid family gatherings outside your immediate household members.
- Safely [support local businesses](#). Use local curbside pickup and delivery to help support local service industries. When you seek goods and services, support businesses that engage in precautionary measures to keep our communities safe. If a business is not following safe practices, consider speaking with management or reporting your concern to the health department through this [form](#).
- Confirmed COVID-19 deaths have slowed down. One-third of the 146 confirmed COVID-19 deaths in our jurisdiction have occurred in the past 6 weeks.
- The confirmed + probable case rate over the past 2 weeks for our jurisdiction is 498.7 cases per 100,000 people, a decrease from the 613.3 cases per 100,000 last week. The number of cases (confirmed/probable) in the first week of this 2-week timeframe was 302/166 and for this most recent week is 231/67. Individuals aged 25-29 and 30-39 had the highest confirmed case rates of 434.3 and 430.7 per 100,000 over the past 2 weeks. Rates are lowest in those under 18 (197.2 per 100,000).
- Over this past week, 9.0% of [PCR tests in Wisconsin](#) were positive and 6.1% of PCR tests across all of Winnebago County were positive, which is still above our goal of remaining below 5% positivity. Many people with symptoms are only receiving antigen tests, which are excluded from our percent positivity calculation, leading to artificially lower percentages.
- Over the past two weeks, an average of 640 PCR tests were conducted each day among residents within the Winnebago County Health Department jurisdiction. If you have been tested, please stay home until you receive your test results and follow the guidance provided.
- **Contact tracing capacity has expanded recently due to increased staff capacity.** We continue to ask for the community's help with notification of [close contacts](#). Early notification and [quarantine](#) of exposed individuals is an important tool in limiting spread of COVID-19. View our website for updated [testing information](#).

Background Information

This report provides *preliminary* data on the confirmed COVID-19 cases from December 16 – December 29, 2020. A person is counted as a **confirmed** COVID-19 case if they had a **positive confirmatory laboratory test** (for example, polymerase chain reaction (PCR) tests or nucleic acid amplification tests (NAT) that detect genetic material of SARS-CoV-2, the virus that causes COVID-19). Antigen positive tests are counted as **probable** cases and are not currently included in the case count rates and graphs in this report.

Dates utilized for all graphs and tables are based on test result date and may not represent final reported case counts. Data may be underreported for recent days because results can take multiple days to be reported to the health department. This means the number of tests and percent positivity may change in next week's report. As this is a weekly report for the past 14 days, there will always be a week of overlap between reports.

*The COVID-19 data provided in this report is specific to the Winnebago County Health Department (WCHD) jurisdiction (population: 153,748). It does not include the portions of the City of Menasha or City of Appleton that fall within Winnebago County as those areas fall within the jurisdiction of the [City of Menasha Health Department](#) and [City of Appleton Health Department](#). With the increased amount of testing occurring in correctional facilities, starting October 3, 2020, data reports from the Winnebago County Health Department will not include test results from those living in Wisconsin Department of Corrections facilities, which includes the Oshkosh Correctional Institute. You can find testing data for the Wisconsin Department of Corrections on [this website](#).

Data provided on the [Department of Health Services website](#) may be different than the information provided by WCHD because the state reports data for the entire county based on address, which includes those portions of Menasha and Appleton as well as the correctional facilities.

For additional Winnebago County Health Department COVID-19 information:

- [WCHD COVID-19 Webpage](#)
- [General Weekly Data Summaries](#)
- [School District Weekly Data Summaries](#)

Confirmed Cases by Municipality for the Past Two Weeks (December 16 - December 29)

Municipality	Confirmed Case Count for past 2 weeks	Case Rate (per 100,000)	Burden**	Population***
City of Oshkosh	214	321.3	High	66,595
City of Neenah	91	345.6	High	26,333
Village of Fox Crossing	81	424.3	Very High	19,090
City of Omro	17	474.3	<i>The populations in these municipalities are too small to provide burden status. Case rates fluctuate greatly with small population sizes. Interpret with caution, rely more on case counts and trend of case counts over time to estimate risks.</i> <i>Data is suppressed for municipalities with fewer than five confirmed cases in the past two weeks. See Case Rate by region graph on page 4.</i>	3,584
Town of Algoma	39	562.0		6,939
Town of Black Wolf	11	449.7		2,446
Town of Clayton	20	477.0		4,193
Town of Neenah	7	192.7		3,632
Town of Nekimi	5	351.6		1,422
Town of Nepeuskun	Less than 5 cases			743
Town of Omro	Less than 5 cases			2,325
Town of Oshkosh	6	241.9		2,480
Town of Poygan	Less than 5 cases			1,327
Town of Rushford	Less than 5 cases			1,612
Town of Utica	6	448.8		1,337
Town of Vinland	Less than 5 cases			1,736
Town of Winchester	Less than 5 cases			1,824
Town of Winneconne	6	246.3		2,436
Town of Wolf River	5	418.4		1,195
Village of Winneconne	8	320.1		2,499
Rural Regions****				
Central	35	323.7	High	10,844
Northeast	30	314.1	High	9,561
Southeast	61	459.8	Very High	13,287
West	21	261.6	High	8,038
Winnebago County Health Department Jurisdiction	533	346.7	High	153,748
Winnebago County	690	407.5	Very High	169,861
Wisconsin	32,494	562.1	Very High	

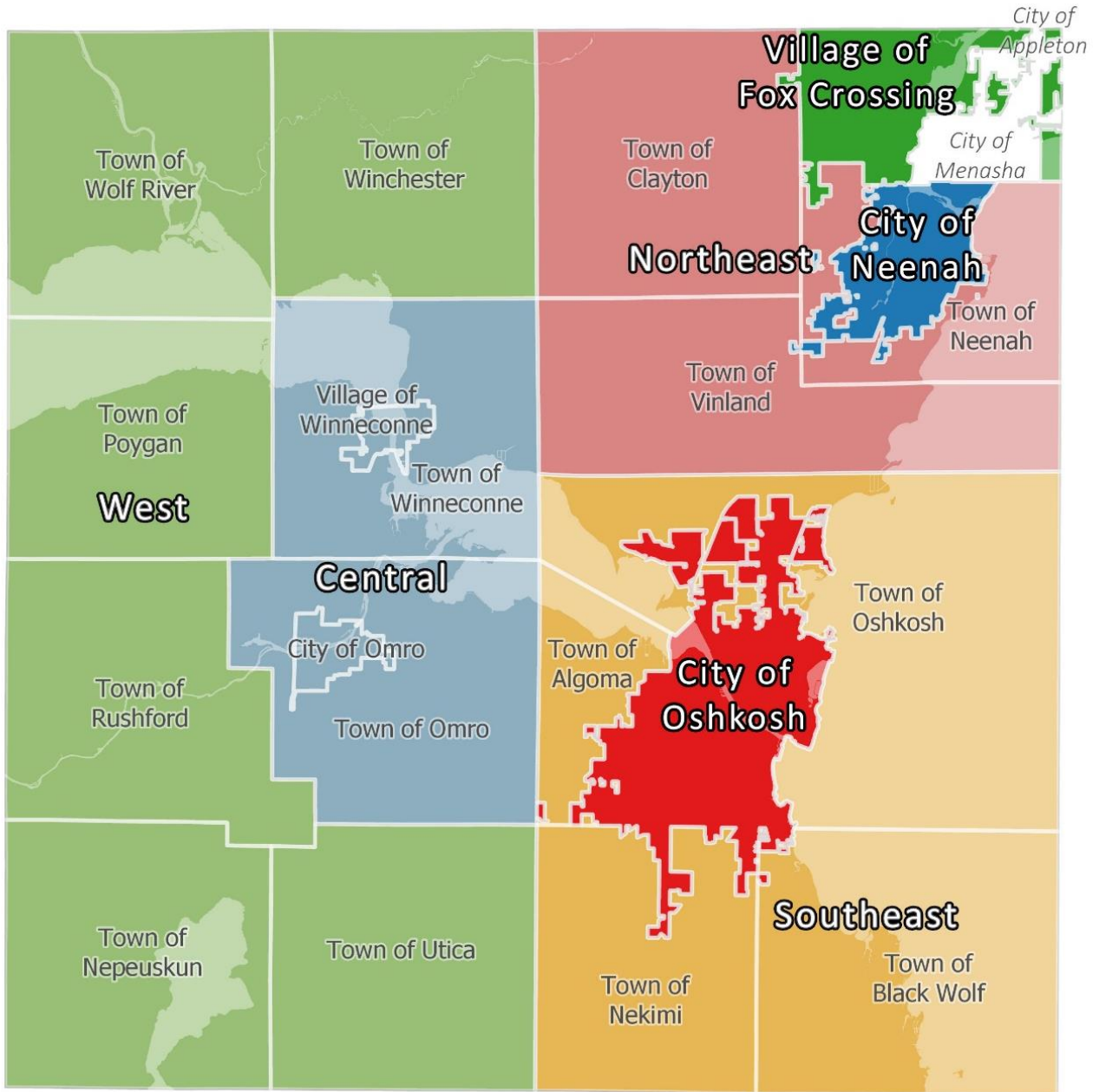
**Burden is based off of the case rate per 100,000 people in the past two weeks. See table on page 3 for more information on Burden Status for our county. Visit the DHS website for more information on this indicator at the state level

<https://www.dhs.wisconsin.gov/covid-19/local.htm>

***Population for municipality was retrieved from https://doa.wi.gov/DIR/Final_Ests_Muni_2020.pdf. Winnebago County Health Department Jurisdiction does not include the portions of the City of Menasha and the City of Appleton that fall within Winnebago County but report to their own health departments.

****Due to population size, the smaller municipalities were grouped together into rural regions (See map on pg. 3)

Winnebago County Map by Regions



- **West:** Towns of Nepeuskun, Poygan, Rushford, Utica, Winchester, and Wolf River
- **Northeast:** Towns of Clayton, Neenah, and Vinland
- **Southeast:** Towns of Algoma, Black Wolf, Nekimi, and Oshkosh
- **Central:** City of Omro, Towns of Omro & Winneconne, and Village of Winneconne

Number of Confirmed Cases and Rate per 100,000 People for Select Municipalities in the Past Two Weeks (December 16 – December 29)

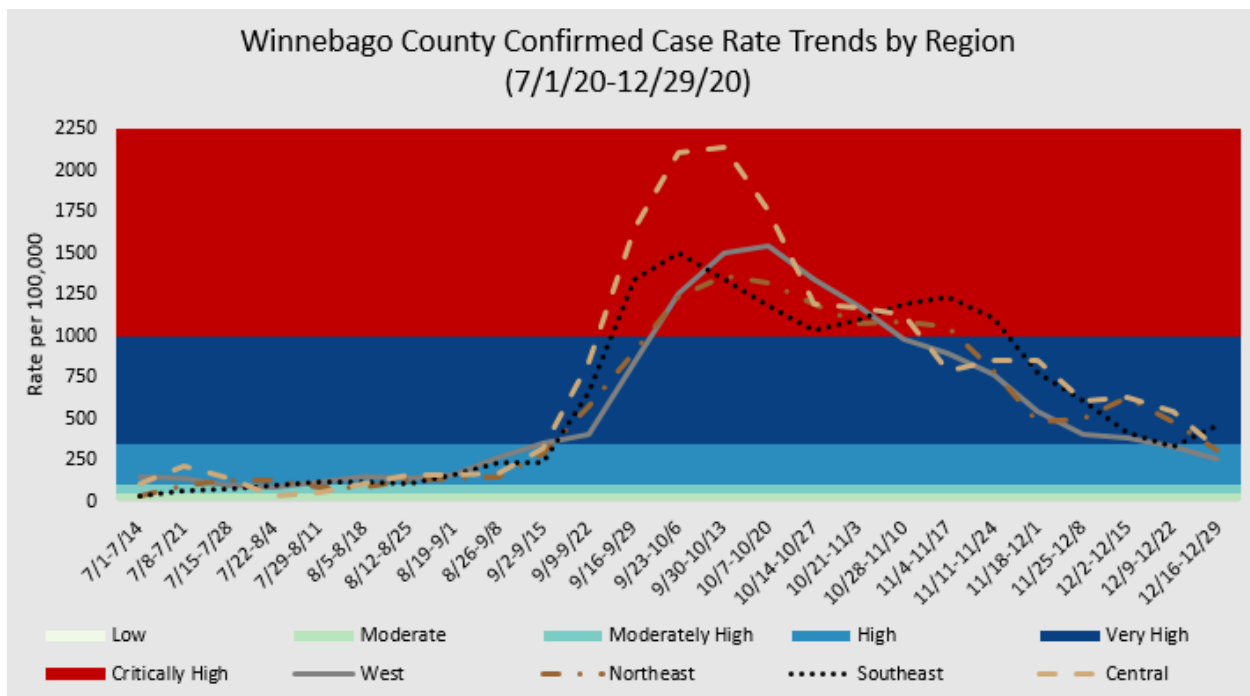
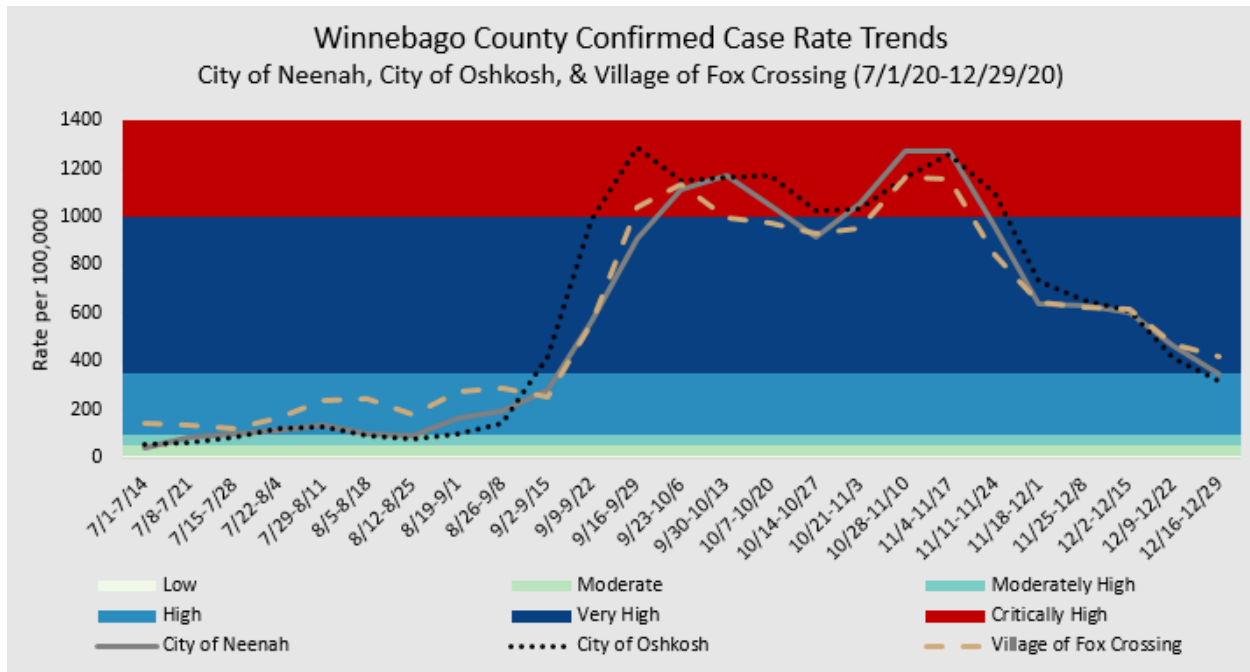
Age Group	City of Neenah			City of Oshkosh			Village of Fox Crossing		
	Number of cases	Rate per 100,000	Pop.	Number of cases	Rate per 100,000	Pop.	Number of cases	Rate per 100,000	Pop.
<18	12	189.1	6,347	25	211.2	11,836	8	209.2	3,825
18-24	7	375.5	1,864	34	262.3	12,962	10	573.7	1,743
25-29	8	443.7	1,803	25	475.2	5,261	4	266.1	1,503
30-39	18	523.4	3,439	25	281.5	8,882	13	497.9	2,611
40-49	12	356.0	3,371	27	360.4	7,491	8	448.2	1,785
50-59	9	233.8	3,850	37	450.9	8,206	17	502.2	3,385
60-69	11	401.6	2,739	14	247.4	5,658	13	621.7	2,091
70-79	8	517.1	1,547	17	529.8	3,209	6	489.0	1,227
80+	6	647.9	926	10	322.1	3,105	2	323.6	618
Total	91	351.5	25,886	214	321.3	66,610	81	431.1	18,788

Burden Status	Case Rate per 100,000 residents in the past two weeks	City of Neenah	City of Oshkosh	Village of Fox Crossing
		Low	Case rate is less than or equal to 10.	Less than 3 cases.
Moderate	Case rate is greater than 10, but less than or equal to 50.	Greater than 3 cases, but less than or equal to 13 cases.	Greater than 7 case, but less than or equal to 33 cases.	Greater than 2 cases, but less than or equal to 10 cases.
Moderately High	Case rate is greater than 50, but less than or equal to 100.	Greater than 13 cases, but less than or equal to 26 cases.	Greater than 33 cases, but less than or equal to 67 cases.	Greater than 10 cases, but less than or equal to 19 cases.
High	Case rate is greater than 100, but less than or equal to 350.	Greater than 26 cases, but less than or equal to 92 cases.	Greater than 67 cases, but less than or equal to 233 cases.	Greater than 19 cases, but less than or equal to 67 cases.
Very High	Case rate is greater than 350, but less than or equal to 1,000.	Greater than 92 cases, but less than or equal to 263 cases.	Greater than 233 cases, but less than or equal to 666 cases.	Greater than 67 cases, but less than or equal to 191 cases.
Critically High	Case rate is greater than 1,000.	Greater than 263 cases.	Greater than 666 cases.	Greater than 191 cases.

Case rate is determined by number of new confirmed cases during the past two weeks, divided by population in the municipality, multiplied by 100,000. Rates can fluctuate greatly with small population sizes making it difficult to call out high rates. Burden Status will only be provided for City of Neenah, City of Oshkosh, and Village of Fox Crossing due to population size. Number of cases for each Burden Status refers to the number of confirmed cases during a two-week time span.

Confirmed Case Rate Trends by Municipality

The graphs below show confirmed case rate per 100,000 people by municipalities. These case rates are based on confirmed case counts during a two-week time span.



****Due to population size, the smaller municipalities were grouped together into the following rural regions (See map on pg. 3)

- West: Towns of Nepeuskun, Poygan, Rushford, Utica, Winchester, and Wolf River
- Northeast: Towns of Clayton, Neenah, and Vinland
- Southeast: Towns of Algoma, Black Wolf, Nekimi, and Oshkosh
- Central: City of Omro, Towns of Omro & Winneconne, and Village of Winneconne

Active Cases and Total Number of Confirmed Cases by Municipality (3/11/20-12/30/20)

A person is counted as an active COVID-19 case if they had a positive confirmatory laboratory test (for example, a test that detects the virus in the nose or throat) and are currently in isolation and being followed by a disease investigator.

Municipality	Active Cases		Total Cases
	Number of Active Cases	Percent	Total Number of Confirmed Cases
City of Oshkosh	143	3%	5,543
City of Neenah	51	3%	1,959
Village of Fox Crossing	57	4%	1,489
City of Omro	10	3%	396
Town of Algoma	30	5%	561
Town of Black Wolf	8	4%	211
Town of Clayton	13	4%	333
Town of Neenah	Less than 5 cases		252
Town of Nekimi	5	4%	128
Town of Nepeuskun	Less than 5 cases		53
Town of Omro	Less than 5 cases		182
Town of Oshkosh	Less than 5 cases		191
Town of Poygan	Less than 5 cases		89
Town of Rushford	0	0%	108
Town of Utica	Less than 5 cases		101
Town of Vinland	0	0%	123
Town of Winchester	Less than 5 cases		149
Town of Winneconne	Less than 5 cases		225
Town of Wolf River	Less than 5 cases		103
Village of Winneconne	Less than 5 cases		221
Rural Regions****			
Central	18	33%	1,024
Northeast	17	22%	708
Southeast	46	20%	1,091
West	12	31%	603
Winnebago County Health Department Jurisdiction	344	3%	12,417
Wisconsin	27,729	6%	477,156

- Data is suppressed for municipalities with fewer than five active confirmed cases.