



Public Health
Prevent. Promote. Protect.

**Winnebago County
Health Department**

Winnebago County Health Department Municipalities Weekly COVID Data Summary

December 23, 2020

Summary

- The [COVID-19 vaccine](#) is now flowing into Wisconsin and Winnebago County. Healthcare systems began receiving the vaccine over the past week and nursing homes will be receiving the vaccine next week.
- If you are using options to [shorten quarantine](#) be sure to continue to symptom monitor a full 14 days, keep a mask on, [social distance](#), and do not participate in group activities for the full 14 days.
- **Stay at home.** If you are over 65 or have significant health conditions, avoid indoor public spaces where anyone is unmasked due to the immediate risk to your health. Whenever possible, have your groceries and medications delivered. If you develop any symptoms, get tested immediately as the majority of therapeutics work best early during infection. If you are under 40, it is possible you may be infectious to others when you do not have symptoms or your symptoms are mild. Avoid gathering with anyone outside your home, especially those at [increased risk for severe disease](#), and get tested after a known or potential exposure to the virus or if you have any symptoms, even if they are mild.
- We are seeing a decrease in cases and overall testing numbers in recent weeks. **Our burden still remains very high.** Please continue to look at the weekly trends to best assess current case activity. Be careful during the holidays! Stay home and avoid family gatherings outside your immediate household members.
- Safely [support local businesses](#). Use local curbside pickup and delivery to help support local service industries. When you seek goods and services, support businesses that engage in precautionary measures to keep our communities safe. If a business is not following safe practices, consider speaking with management or reporting your concern to the health department through this [form](#).
- **Deaths continue to rise.** 40% of the 138 confirmed COVID-19 deaths in our jurisdiction have occurred in the past 6 weeks.
- The ability for [hospitals](#) to care for all patients is strained as COVID-19 hospitalizations remain high and healthcare facilities experience staffing shortages. As of 12/23/20, Fox Valley area hospitals had 59 COVID-19 patients hospitalized, a decrease from the 81 patients last week. [The Wisconsin State Fair Park Alternate Care Facility](#) currently has 2 patients.
- The confirmed + probable case rate over the past 2 weeks for our jurisdiction is 613.3 cases per 100,000 people, a decrease from the 759.7 cases per 100,000 last week. The number of cases (confirmed/probable) in the first week of this 2-week timeframe was 363/114 and for this most recent week is 296/170. Cases are distributed throughout all jurisdictions and adult age groups. Individuals aged 25-29 had the highest confirmed case rate of 611.9 per 100,000 over the past 2 weeks. Rates are lowest in those under 18 (310.4 per 100,000).
- Over this past week, 9.1% of [PCR tests in Wisconsin](#) were positive and 6.9% of PCR tests across all of Winnebago County were positive, which is still above our goal of remaining below 5% positivity. Many people with symptoms are only receiving antigen tests, which are excluded from our percent positivity calculation, leading to artificially lower percentages.
- Over the past two weeks, an average of 709 PCR tests were conducted each day among residents within the Winnebago County Health Department jurisdiction. The [regional COVID-19 testing](#) site at Sunnyview Expo Center in Oshkosh has averaged 226 PCR tests per day over the past 2 weeks. If you have been tested, please stay home until you receive your test results and follow the guidance provided.
- **Contact tracing capacity has expanded recently due to increased staff capacity.** We continue to ask for the community's help with notification of [close contacts](#). Early notification and [quarantine](#) of exposed individuals is an important tool in limiting spread of COVID-19. View our website for updated [testing information](#).

Background Information

This report provides *preliminary* data on the confirmed COVID-19 cases from December 9 – December 22, 2020. **A person is counted as a confirmed COVID-19 case if they had a positive confirmatory laboratory test (for example, polymerase chain reaction (PCR) tests or nucleic acid amplification tests (NAT) that detect genetic material of SARS-CoV-2, the virus that causes COVID-19). Antigen positive tests are counted as probable cases and are not currently included in the case count rates and graphs in this report.**

Dates utilized for all graphs and tables are based on test result date and may not represent final case counts. Data may be underreported for recent days because results can take multiple days to be reported to the health department. This means the number of tests and percent positivity may change in next week's report. As this is a weekly report for the past 14 days, there will always be a week of overlap between reports.

*The COVID-19 data provided in this report is specific to the Winnebago County Health Department (WCHD) jurisdiction (population: 153,748). It does not include the portions of the City of Menasha or City of Appleton that fall within Winnebago County as those areas fall within the jurisdiction of the [City of Menasha Health Department](#) and [City of Appleton Health Department](#). With the increased amount of testing occurring in correctional facilities, starting October 3, 2020, data reports from the Winnebago County Health Department will not include test results from those living in Wisconsin Department of Corrections facilities, which includes the Oshkosh Correctional Institute. You can find testing data for the Wisconsin Department of Corrections on [this website](#).

Data provided on the [Department of Health Services website](#) may be different than the information provided by WCHD because the state reports data for the entire county based on address, which includes those portions of Menasha and Appleton as well as the correctional facilities.

For additional Winnebago County Health Department COVID-19 information:

- [WCHD COVID-19 Webpage](#)
- [General Weekly Data Summaries](#)
- [School District Weekly Data Summaries](#)

Confirmed Cases by Municipality for the Past Two Weeks (December 9 - December 22)

Municipality	Confirmed Case Count for past 2 weeks	Case Rate (per 100,000)	Burden**	Population***
City of Oshkosh	274	411.4	Very High	66,595
City of Neenah	120	455.7	Very High	26,333
Village of Fox Crossing	90	471.5	Very High	19,090
City of Omro	20	558.0	<i>The populations in these municipalities are too small to provide burden status. Case rates fluctuate greatly with small population sizes. Interpret with caution, rely more on case counts and trend of case counts over time to estimate risks.</i> <i>Data is suppressed for municipalities with fewer than five confirmed cases in the past two weeks. See Case Rate by region graph on page 4.</i>	3,584
Town of Algoma	21	302.6		6,939
Town of Black Wolf	10	408.8		2,446
Town of Clayton	18	429.3		4,193
Town of Neenah	14	385.5		3,632
Town of Nekimi	Less than 5 cases			1,422
Town of Nepeuskun	0	0.0		743
Town of Omro	12	516.1		2,325
Town of Oshkosh	8	322.6		2,480
Town of Poygan	Less than 5 cases			1,327
Town of Rushford	Less than 5 cases			1,612
Town of Utica	7	523.6		1,337
Town of Vinland	14	806.5		1,736
Town of Winchester	Less than 5 cases			1,824
Town of Winneconne	14	574.7		2,436
Town of Wolf River	11	920.5		1,195
Village of Winneconne	13	520.2		2,499
Rural Regions****				
Central	59	545.6	Very High	10,844
Northeast	46	481.6	Very High	9,561
Southeast	43	324.1	High	13,287
West	27	336.3	High	8,038
Winnebago County Health Department Jurisdiction	659	428.6	Very High	153,748
Winnebago County	849	501.3	Very High	169,861
Wisconsin	41,529	718.4	Very High	

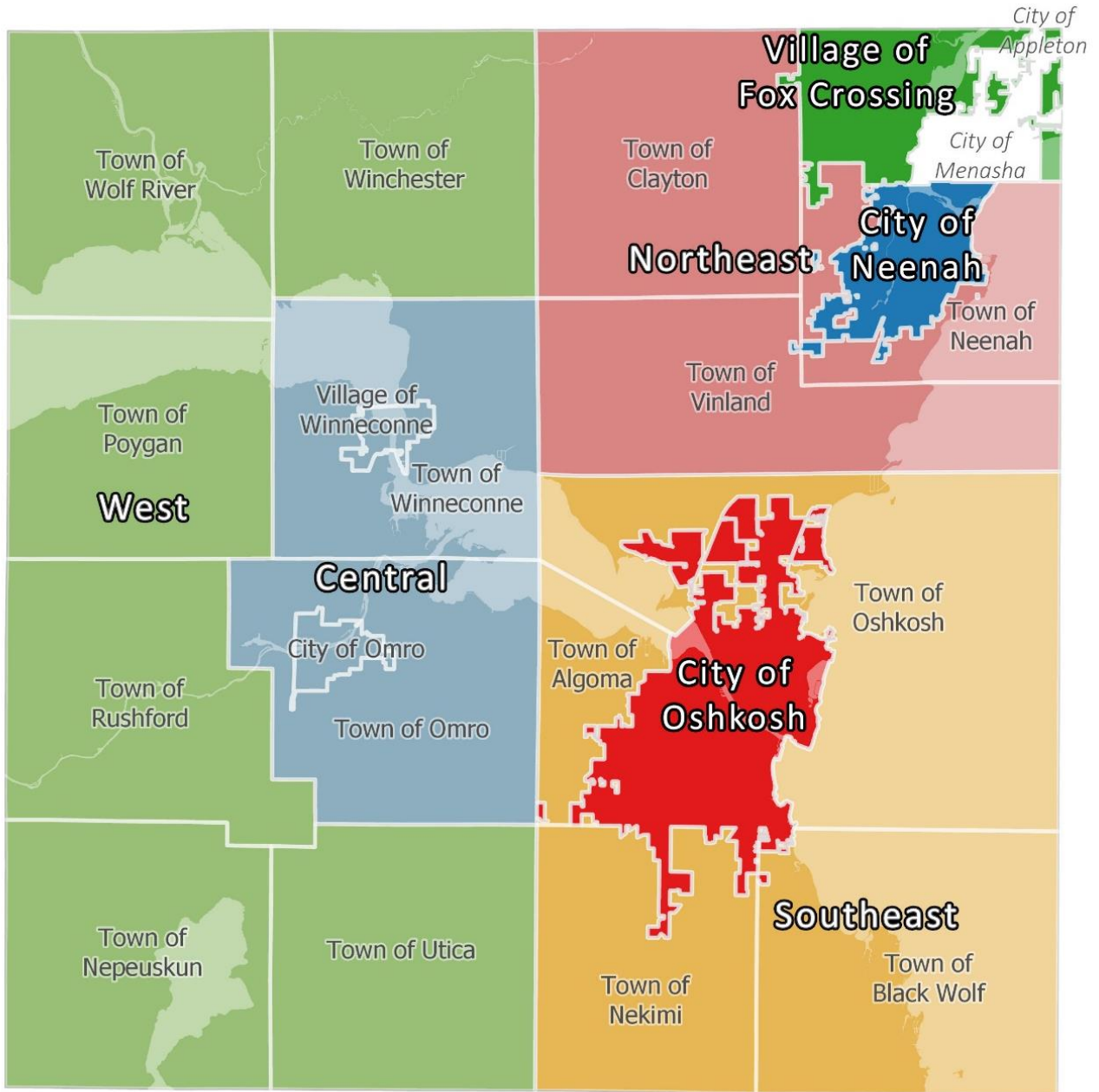
**Burden is based off of the case rate per 100,000 people in the past two weeks. See table on page 3 for more information on Burden Status for our county. Visit the DHS website for more information on this indicator at the state level

<https://www.dhs.wisconsin.gov/covid-19/local.htm>

***Population for municipality was retrieved from https://doa.wi.gov/DIR/Final_Ests_Muni_2020.pdf. Winnebago County Health Department Jurisdiction does not include the portions of the City of Menasha and the City of Appleton that fall within Winnebago County but report to their own health departments.

****Due to population size, the smaller municipalities were grouped together into rural regions (See map on pg. 3)

Winnebago County Map by Regions



- **West:** Towns of Nepeuskun, Poygan, Rushford, Utica, Winchester, and Wolf River
- **Northeast:** Towns of Clayton, Neenah, and Vinland
- **Southeast:** Towns of Algoma, Black Wolf, Nekimi, and Oshkosh
- **Central:** City of Omro, Towns of Omro & Winneconne, and Village of Winneconne

Number of Confirmed Cases and Rate per 100,000 People for Select Municipalities in the Past Two Weeks (December 9 – December 22)

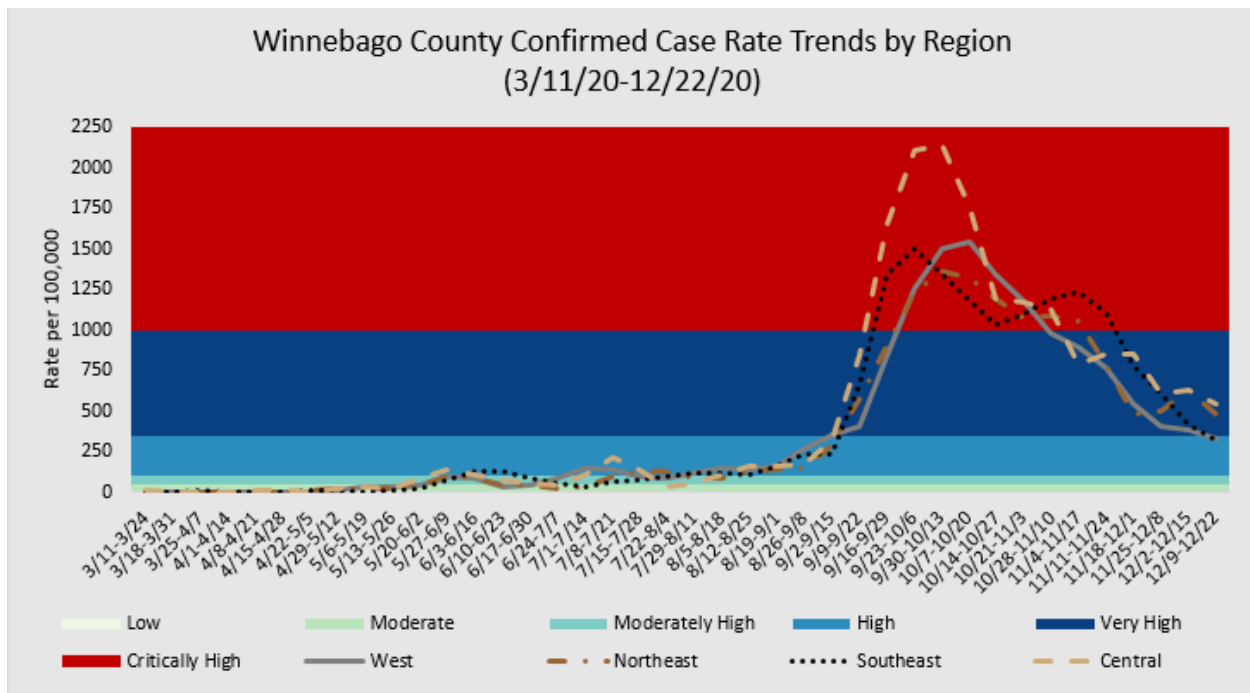
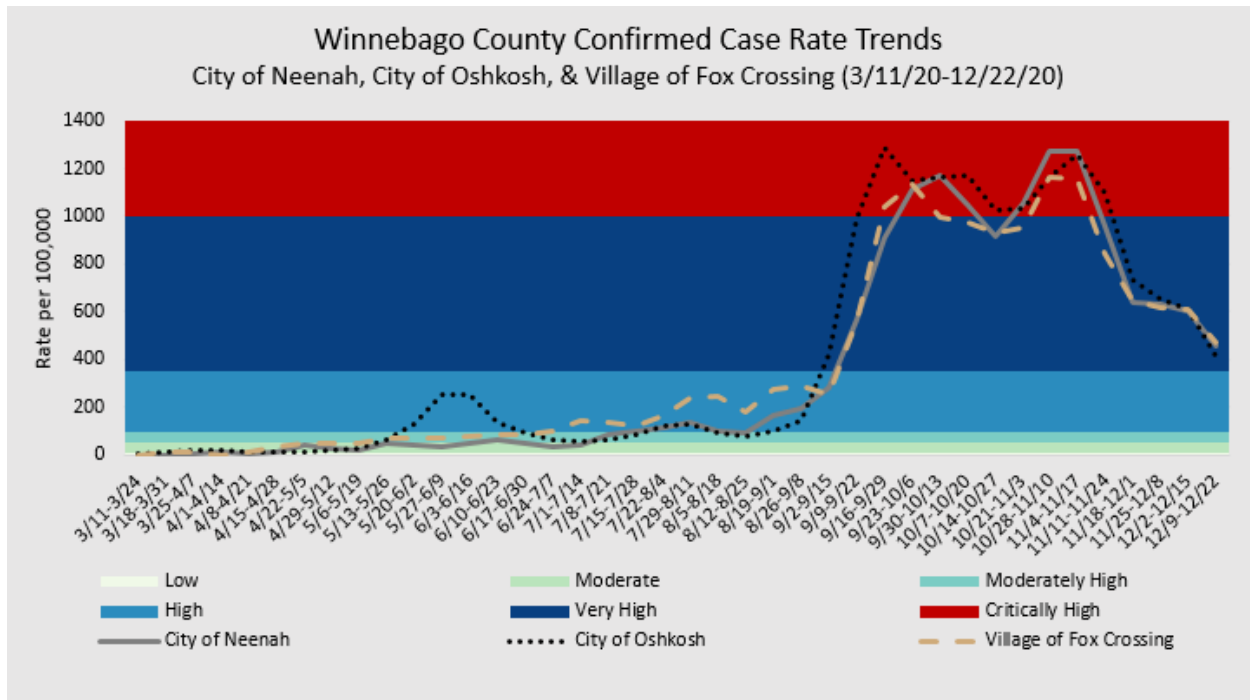
Age Group	City of Neenah			City of Oshkosh			Village of Fox Crossing		
	Number of cases	Rate per 100,000	Pop.	Number of cases	Rate per 100,000	Pop.	Number of cases	Rate per 100,000	Pop.
<18	13	204.8	6,347	42	354.8	11,836	12	313.7	3,825
18-24	11	590.1	1,864	41	316.3	12,962	6	344.2	1,743
25-29	10	554.6	1,803	35	665.3	5,261	9	598.8	1,503
30-39	24	697.9	3,439	34	382.8	8,882	14	536.2	2,611
40-49	14	415.3	3,371	30	400.5	7,491	9	504.2	1,785
50-59	15	389.6	3,850	34	414.3	8,206	15	443.1	3,385
60-69	11	401.6	2,739	25	441.9	5,658	14	669.5	2,091
70-79	12	775.7	1,547	16	498.6	3,209	8	652.0	1,227
80+	10	1,079.9	926	17	547.5	3,105	3	485.4	618
Total	120	463.6	25,886	274	411.3	66,610	90	479.0	18,788

Burden Status	Case Rate per 100,000 residents in the past two weeks	City of Neenah			City of Oshkosh			Village of Fox Crossing		
		Number of cases	Rate per 100,000	Pop.	Number of cases	Rate per 100,000	Pop.	Number of cases	Rate per 100,000	Pop.
Low	Case rate is less than or equal to 10.	Less than 3 cases.	Less than 7 case.	Less than 2 cases.						
Moderate	Case rate is greater than 10, but less than or equal to 50.	Greater than 3 cases, but less than or equal to 13 cases.	Greater than 7 case, but less than or equal to 33 cases.	Greater than 2 cases, but less than or equal to 10 cases.						
Moderately High	Case rate is greater than 50, but less than or equal to 100.	Greater than 13 cases, but less than or equal to 26 cases.	Greater than 33 cases, but less than or equal to 67 cases.	Greater than 10 cases, but less than or equal to 19 cases.						
High	Case rate is greater than 100, but less than or equal to 350.	Greater than 26 cases, but less than or equal to 92 cases.	Greater than 67 cases, but less than or equal to 233 cases.	Greater than 19 cases, but less than or equal to 67 cases.						
Very High	Case rate is greater than 350, but less than or equal to 1,000 cases	Greater than 92 cases, but less than or equal to 263 cases.	Greater than 233 cases, but less than or equal to 666 cases.	Greater than 67 cases, but less than or equal to 191 cases.						
Critically High	Case rate is greater than 1,000.	Greater than 263 cases.	Greater than 666 cases.	Greater than 191 cases.						

Case rate is determined by number of new confirmed cases during the past two weeks, divided by population in the municipality, multiplied by 100,000. Rates can fluctuate greatly with small population sizes making it difficult to call out high rates. Burden Status will only be provided for City of Neenah, City of Oshkosh, and Village of Fox Crossing due to population size. Number of cases for each Burden Status refers to the number of confirmed cases during a two-week time span.

Confirmed Case Rate Trends by Municipality

The graphs below show confirmed case rate per 100,000 people by municipalities. These case rates are based on confirmed case counts during a two-week time span.



****Due to population size, the smaller municipalities were grouped together into the following rural regions (See map on pg. 3)

- West: Towns of Nepeuskun, Poygan, Rushford, Utica, Winchester, and Wolf River
- Northeast: Towns of Clayton, Neenah, and Vinland
- Southeast: Towns of Algoma, Black Wolf, Nekimi, and Oshkosh
- Central: City of Omro, Towns of Omro & Winneconne, and Village of Winneconne

Active Cases and Total Number of Confirmed Cases by Municipality

(3/11/20-12/23/20)

A person is counted as an active COVID-19 case if they had a positive confirmatory laboratory test (for example, a test that detects the virus in the nose or throat) and are currently in isolation and being followed by a disease investigator.

Municipality	Active Cases		Total Cases
	Number of Active Cases	Percent	Total Number of Confirmed Cases
City of Oshkosh	201	4%	5,454
City of Neenah	83	4%	1,924
Village of Fox Crossing	64	4%	1,446
City of Omro	12	3%	387
Town of Algoma	17	3%	538
Town of Black Wolf	8	4%	205
Town of Clayton	11	3%	321
Town of Neenah	7	3%	250
Town of Nekimi	Less than 5 cases		124
Town of Nepeuskun	0	0%	50
Town of Omro	6	3%	181
Town of Oshkosh	5	3%	190
Town of Poygan	Less than 5 cases		88
Town of Rushford	Less than 5 cases		108
Town of Utica	5	5%	97
Town of Vinland	6	5%	123
Town of Winchester	Less than 5 cases		148
Town of Winneconne	9	4%	223
Town of Wolf River	Less than 5 cases		101
Village of Winneconne	10	5%	220
Rural Regions****			
Central	37	33%	1,011
Northeast	24	22%	694
Southeast	31	20%	1,057
West	15	31%	592
Winnebago County Health Department Jurisdiction	455	4%	12,178
Wisconsin	33,932	7%	463,492

- Data is suppressed for municipalities with fewer than five active confirmed cases.