



Public Health
Prevent. Promote. Protect.

**Winnebago County
Health Department**

Winnebago County Health Department Municipalities Weekly COVID Data Summary

December 17, 2020

Summary

- A small amount of [vaccine](#) arrives this week and is prioritized for healthcare workers who work in the highest risk care areas. More vaccine is expected to arrive late December for staff and residents in skilled nursing facilities.
- **Stay at home.** If you are over 65 or have significant health conditions, avoid indoor public spaces where anyone is unmasked due to the immediate risk to your health. Whenever possible, have your groceries and medications delivered. If you develop any symptoms, get tested immediately as the majority of therapeutics work best early in infection. If you are under 40, it is possible you may be infectious to others when you do not have symptoms or your symptoms are mild. Avoid gathering with anyone outside your home, especially those at [increased risk for severe disease](#), and get tested after a known or potential exposure to the virus or if you have any symptoms, even if they are mild.
- We are seeing a decrease in cases and overall testing numbers in recent weeks. **Our burden still remains very high.** Please continue to look at the weekly trends to best assess current case activity. With the increase in antigen testing, it is important to look at the total confirmed plus probable case numbers to understand the current burden. Positive antigen results are considered a probable case.
- Safely support local businesses. Use local curbside pickup and delivery to help support local service industries. When you seek goods and services, support businesses that engage in precautionary measures to keep our communities safe. If a business is not following safe practices, consider speaking with management or reporting your concern to the health department through this [form](#).
- **Deaths continue to rise.** Nearly half (49%) of the 132 confirmed COVID-19 deaths in our jurisdiction have occurred in the past 6 weeks.
- The ability for hospitals to care for all patients is strained as COVID-19 hospitalizations remain high and healthcare facilities experience staffing shortage. As of 12/16/20, Fox Valley area hospitals had 81 COVID-19 patients hospitalized, a decrease from the 89 patients last week. [The Wisconsin State Fair Park Alternate Care Facility](#) currently has 4 patients.
- The confirmed + probable case rate over the past 2 weeks for our jurisdiction is 759.7 cases per 100,000 people, a decrease from the 808.5 cases per 100,000 last week. The number of cases (confirmed/probable) in the first week of this 2-week timeframe was 533/183 and for this most recent week is 321/131. Cases are distributed throughout all jurisdictions and adult age groups. Individuals aged 25-29 and 30-39 had the highest confirmed case rates of 858.7 and 850.0 per 100,000 over the past 2 weeks. Rates are lowest in those under 18 (384.8 per 100,000).
- Over this past week, 10.6% of PCR tests in Wisconsin were positive and 7.1% of PCR tests across all of Winnebago County were positive, which is still above our goal of remaining below 5% positivity. Many people with symptoms are only receiving antigen tests, which are excluded from our percent positivity calculation, leading to artificially lower percentages.
- Over the past two weeks, an average of 737 PCR tests were conducted each day among residents within the Winnebago County Health Department jurisdiction. The [regional COVID-19 testing site](#) at Sunnyview Expo Center in Oshkosh has averaged 226 PCR tests per day over the past 2 weeks. If you have been tested, please stay home until you receive your test results and follow the guidance provided.
- **Contact tracing capacity has expanded this week due to increased staff capacity.** We continue to ask for the community's help with notification of [close contacts](#). Early notification and [quarantine](#) of exposed individuals is an important tool in limiting spread of COVID-19. View our website for updated [testing information](#).

Background Information

This report provides *preliminary* data on the confirmed COVID-19 cases from December 2 – December 15, 2020. A person is counted as a **confirmed** COVID-19 case if they had a **positive confirmatory laboratory test** (for example, polymerase chain reaction (PCR) tests or nucleic acid amplification tests (NAT) that detect genetic material of SARS-CoV-2, the virus that causes COVID-19). Antigen positive tests are counted as **probable** cases and are not currently included in the case count rates and graphs in this report.

Dates utilized for all graphs and tables are based on test result date and may not represent final case counts. Data may be underreported for recent days because results can take multiple days to be reported to the health department. This means the number of tests and percent positivity may change in next week's report. As this is a weekly report for the past 14 days, there will always be a week of overlap between reports.

*The COVID-19 data provided in this report is specific to the Winnebago County Health Department (WCHD) jurisdiction (population: 153,748). It does not include the portions of the City of Menasha or City of Appleton that fall within Winnebago County as those areas fall within the jurisdiction of the [City of Menasha Health Department](#) and [City of Appleton Health Department](#). With the increased amount of testing occurring in correctional facilities, starting October 3, 2020, data reports from the Winnebago County Health Department will not include test results from those living in Wisconsin Department of Corrections facilities, which includes the Oshkosh Correctional Institute. You can find testing data for the Wisconsin Department of Corrections on [this website](#).

Data provided on the [Department of Health Services website](#) may be different than the information provided by WCHD because the state reports data for the entire county based on address, which includes those portions of Menasha and Appleton as well as the correctional facilities.

For additional Winnebago County Health Department COVID-19 information:

- [WCHD COVID-19 Webpage](#)
- [General Weekly Data Summaries](#)
- [School District Weekly Data Summaries](#)

Confirmed Cases by Municipality for the Past Two Weeks (December 2 - December 15)

Municipality	Confirmed Case Count for past 2 weeks	Case Rate (per 100,000)	Burden**	Population***
City of Oshkosh	382	573.6	Very High	66,595
City of Neenah	154	584.8	Very High	26,333
Village of Fox Crossing	116	607.6	Very High	19,090
City of Omro	22	613.8	<p><i>The populations in these municipalities are too small to provide burden status. Case rates fluctuate greatly with small population sizes. Interpret with caution, rely more on case counts and trend of case counts over time to estimate risks.</i></p> <p><i>Data is suppressed for municipalities with fewer than five confirmed cases in the past two weeks. See Case Rate by region graph on page 4.</i></p>	3,584
Town of Algoma	25	360.3		6,939
Town of Black Wolf	10	408.8		2,446
Town of Clayton	20	477.0		4,193
Town of Neenah	23	633.3		3,632
Town of Nekimi	12	843.9		1,422
Town of Nepeuskun	Less than 5 cases			743
Town of Omro	14	602.2		2,325
Town of Oshkosh	Less than 5 cases			2,480
Town of Poygan	6	452.1		1,327
Town of Rushford	Less than 5 cases			1,612
Town of Utica	5	374.0		1,337
Town of Vinland	15	864.1		1,736
Town of Winchester	Less than 5 cases			1,824
Town of Winneconne	17	697.9		2,436
Town of Wolf River	9	753.1		1,195
Village of Winneconne	12	480.2		2,499
Rural Regions****				
Central	65	601.1	Very High	10,844
Northeast	58	607.3	Very High	9,561
Southeast	51	384.4	Very High	13,287
West	28	348.8	High	8,038
Winnebago County Health Department Jurisdiction	854	555.5	Very High	153,748
Winnebago County	1,067	630.1	Very High	169,861
Wisconsin	49,726	860.2	Very High	

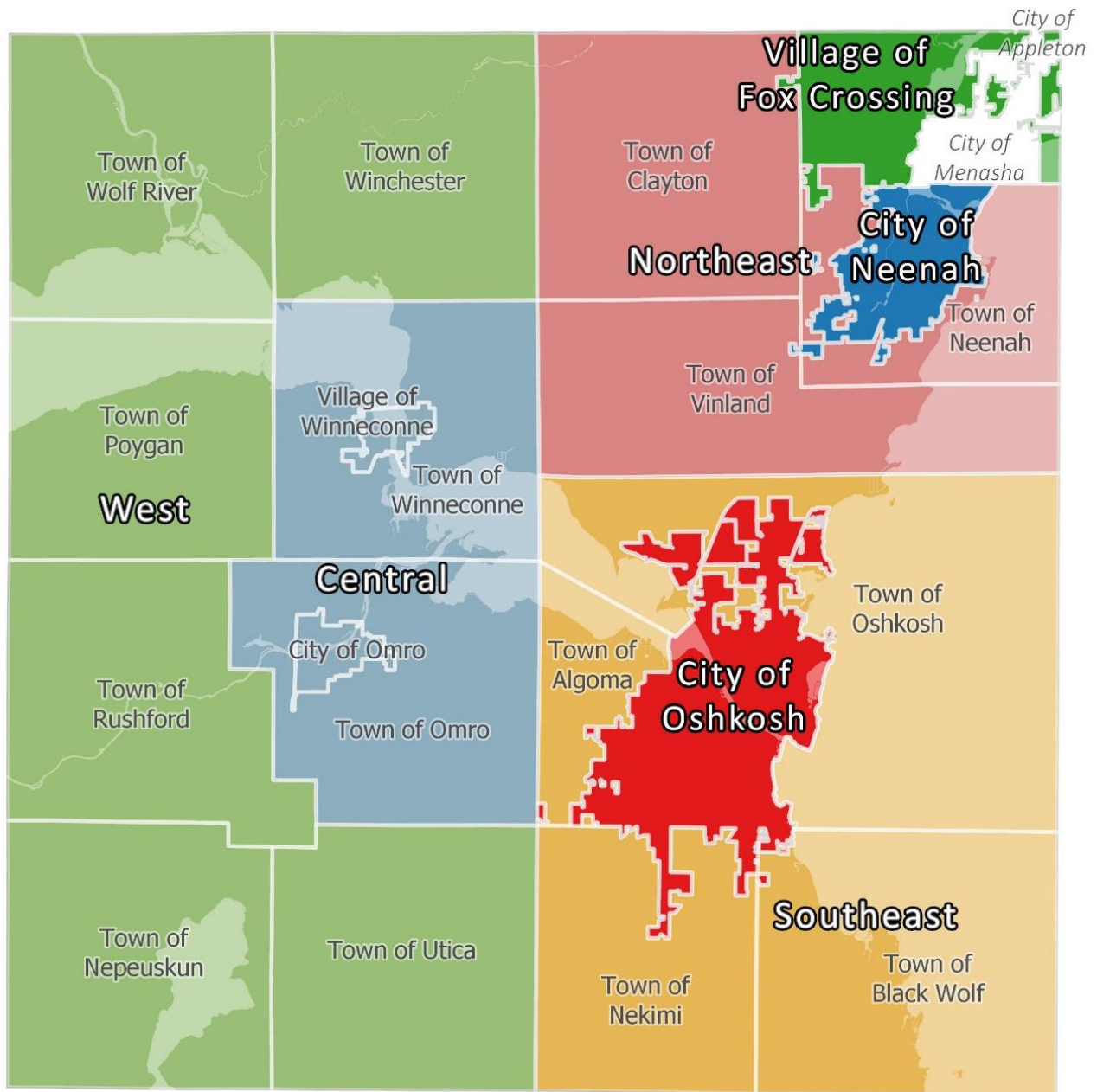
**Burden is based off of the case rate per 100,000 people in the past two weeks. See table on page 3 for more information on Burden Status for our county. Visit the DHS website for more information on this indicator at the state level

<https://www.dhs.wisconsin.gov/covid-19/local.htm>

***Population for municipality was retrieved from https://doa.wi.gov/DIR/Final_Ests_Muni_2020.pdf. Winnebago County Health Department Jurisdiction does not include the portions of the City of Menasha and the City of Appleton that fall within Winnebago County but report to their own health departments.

****Due to population size, the smaller municipalities were grouped together into rural regions (See map on pg. 3)

Winnebago County Map by Regions



- **West:** Towns of Nepeuskun, Poygan, Rushford, Utica, Winchester, and Wolf River
- **Northeast:** Towns of Clayton, Neenah, and Vinland
- **Southeast:** Towns of Algoma, Black Wolf, Nekimi, and Oshkosh
- **Central:** City of Omro, Towns of Omro & Winneconne, and Village of Winneconne

Number of Confirmed Cases and Rate per 100,000 People for Select Municipalities in the Past Two Weeks (December 2 – December 15)

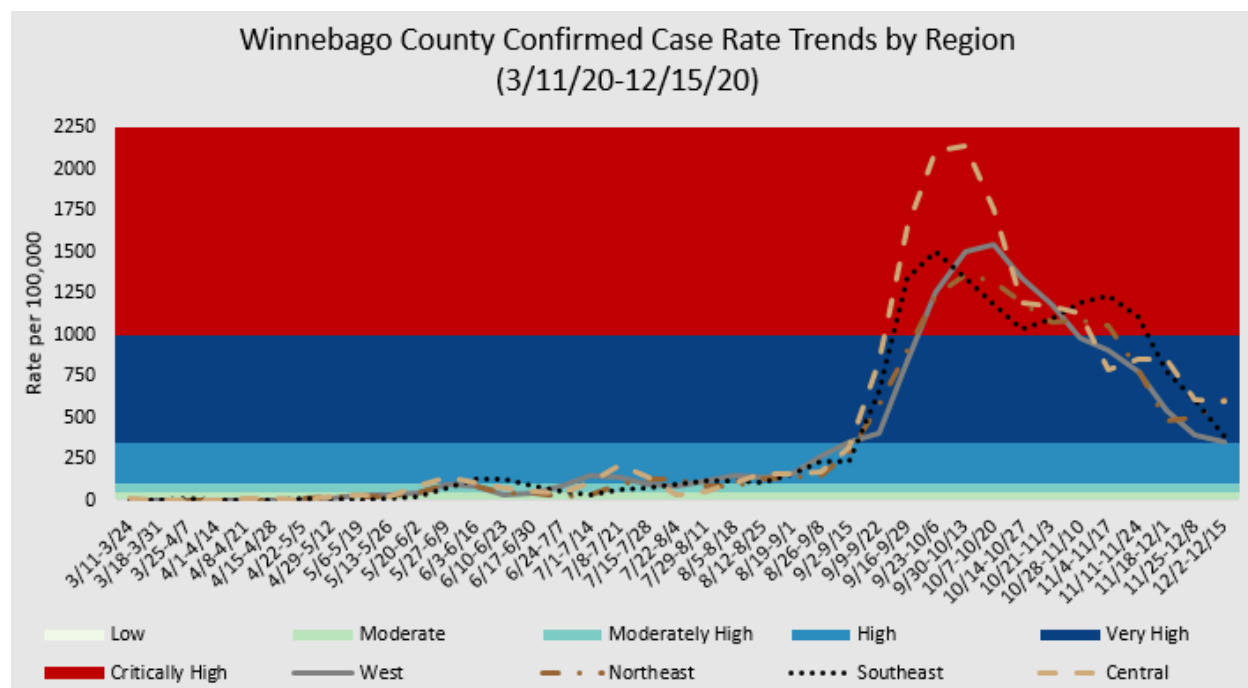
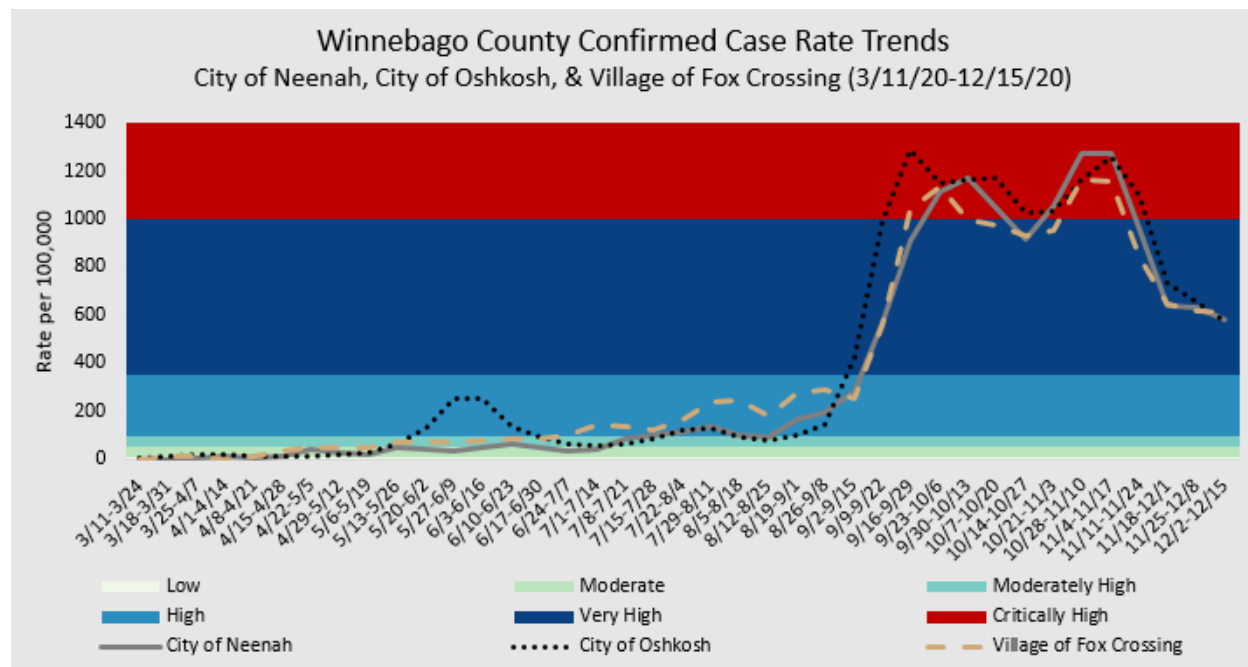
	City of Neenah			City of Oshkosh			Village of Fox Crossing		
Age Group	Number of cases	Rate per 100,000	Pop.	Number of cases	Rate per 100,000	Pop.	Number of cases	Rate per 100,000	Pop.
<18	14	220.6	6,347	42	354.8	11,836	18	470.6	3,825
18-24	18	965.7	1,864	56	432.0	12,962	7	401.6	1,743
25-29	12	665.6	1,803	46	874.4	5,261	17	1,131.1	1,503
30-39	34	988.7	3,439	76	855.7	8,882	26	995.8	2,611
40-49	21	623.0	3,371	35	467.2	7,491	12	672.3	1,785
50-59	21	545.5	3,850	42	511.8	8,206	7	206.8	3,385
60-69	16	584.2	2,739	36	636.3	5,658	15	717.4	2,091
70-79	12	775.7	1,547	23	716.7	3,209	4	326.0	1,227
80+	6	647.9	926	26	837.4	3,105	10	1,618.1	618
Total	154	594.9	25,886	382	573.5	66,610	116	617.4	18,788

Burden Status	Case Rate per 100,000 residents in the past two weeks	City of Neenah	City of Oshkosh	Village of Fox Crossing
Low	Case rate is less than or equal to 10.	Less than 3 cases.	Less than 7 case.	Less than 2 cases.
Moderate	Case rate is greater than 10, but less than or equal to 50.	Greater than 3 cases, but less than or equal to 13 cases.	Greater than 7 case, but less than or equal to 33 cases.	Greater than 2 cases, but less than or equal to 10 cases.
Moderately High	Case rate is greater than 50, but less than or equal to 100.	Greater than 13 cases, but less than or equal to 26 cases.	Greater than 33 cases, but less than or equal to 67 cases.	Greater than 10 cases, but less than or equal to 19 cases.
High	Case rate is greater than 100, but less than or equal to 350.	Greater than 26 cases, but less than or equal to 92 cases.	Greater than 67 cases, but less than or equal to 233 cases.	Greater than 19 cases, but less than or equal to 67 cases.
Very High	Case rate is greater than 350, but less than or equal to 1,000 cases	Greater than 92 cases, but less than or equal to 263 cases.	Greater than 233 cases, but less than or equal to 666 cases.	Greater than 67 cases, but less than or equal to 191 cases.
Critically High	Case rate is greater than 1,000.	Greater than 263 cases.	Greater than 666 cases.	Greater than 191 cases.

Case rate is determined by number of new confirmed cases during the past two weeks, divided by population in the municipality, multiplied by 100,000. Rates can fluctuate greatly with small population sizes making it difficult to call out high rates. Burden Status will only be provided for City of Neenah, City of Oshkosh, and Village of Fox Crossing due to population size. Number of cases for each Burden Status refers to the number of confirmed cases during a two-week time span.

Confirmed Case Rate Trends by Municipality

The graphs below show confirmed case rate per 100,000 people by municipalities. These case rates are based on confirmed case counts during a two-week time span.



****Due to population size, the smaller municipalities were grouped together into the following rural regions
(See map on pg. 3)


- West: Towns of Nepeuskun, Poygan, Rushford, Utica, Winchester, and Wolf River
- Northeast: Towns of Clayton, Neenah, and Vinland
- Southeast: Towns of Algoma, Black Wolf, Nekimi, and Oshkosh
- Central: City of Omro, Towns of Omro & Winneconne, and Village of Winneconne

Active Cases and Total Number of Confirmed Cases by Municipality

(3/11/20-12/16/20)

A person is counted as an active COVID-19 case if they had a positive confirmatory laboratory test (for example, a test that detects the virus in the nose or throat) and are currently in isolation and being followed by a disease investigator.

Municipality	Active Cases		Total Cases
	Number of Active Cases	Percent	Total Number of Confirmed Cases
City of Oshkosh	240	5%	5,302
City of Neenah	87	5%	1,864
Village of Fox Crossing	77	5%	1,406
City of Omro	17	5%	377
Town of Algoma	14	3%	520
Town of Black Wolf	9	5%	199
Town of Clayton	14	4%	312
Town of Neenah	10	4%	244
Town of Nekimi	6	5%	123
Town of Nepeuskun	0	0%	51
Town of Omro	11	6%	178
Town of Oshkosh	Less than 5 cases		185
Town of Poygan	Less than 5 cases		86
Town of Rushford	Less than 5 cases		105
Town of Utica	Less than 5 cases		93
Town of Vinland	15	13%	120
Town of Winchester	Less than 5 cases		146
Town of Winneconne	13	6%	218
Town of Wolf River	9	9%	98
Village of Winneconne	10	5%	213
Rural Regions****			
Central	51	33%	986
Northeast	39	22%	676
Southeast	33	20%	1,027
West	22	31%	579
Winnebago County Health Department Jurisdiction	549	5%	11,840
Wisconsin	41,426	9%	444,695

 - Data is suppressed for municipalities with fewer than five active confirmed cases.