



Public Health
Prevent. Promote. Protect.

**Winnebago County
Health Department**

Winnebago County Health Department Municipalities Weekly COVID Data Summary

November 5, 2020

Summary

- **Stay at home.** There are thousands of people currently infected with COVID-19 in Winnebago County and thousands more that have been exposed and may develop the disease. Many do not know they are infected and others are knowingly breaking isolation and quarantine. **Assume that every public place you are in has a risk of exposure to you.** Wear a mask, keep your distance at all times in public, and minimize your time in any indoor environment outside your home. Assume household members that are active outside of the home can infect you. Group gatherings and a lack of physical distancing in indoor spaces remain the most important contributors to the pandemic in this area.
- When you seek goods and services, support businesses that engage in precautionary measures to keep our communities safe. If a business is not following safe practices, consider speaking with management or reporting your concern to the health department through this [form](#).
- Support local businesses. Use local curbside pickup and delivery to help support local service industries.
- **Deaths are on the rise.** One-quarter of the 61 confirmed COVID-19 deaths in our jurisdiction have occurred in the past 2 weeks.
- COVID-19 hospitalizations are at record levels across the state. In our region, **COVID-19 hospitalizations remain dangerously high.** As of 11/4/20, Fox Valley area hospitals had 154 COVID-19 patients hospitalized, an increase from the 146 patients last week. [The Wisconsin State Fair Park Alternate Care Facility](#) currently has 6 patients.
- The confirmed case rate over the past 2 weeks for our jurisdiction is 1,027.0 cases per 100,000, a decrease from the updated case rate of 1,032.2 per 100,000 for last week. The doubling time for our cases is 44.9 days. For all of Winnebago County, the case rate over the past 2 weeks is 1,176.9, and for the Fox Valley [HERC](#) region it is 1,277.1*, putting both at a **very high burden level**.
- The number of cases in the first week of this 2-week timeframe was 768 and for this most recent week is 811. Cases are now generally distributed throughout all jurisdictions and adult age groups. Individuals aged 25-29 had the highest confirmed case rate of 1,431.1 per 100,000 over the past 2 weeks. Rates are lower in those under 18 (475 per 100,000) and among young adults aged 18-24 (722.2 per 100,000).
- With much lower case rates in children in our area, some school districts are modifying current attendance models. Winnebago County Health Department is supportive of hybrid attendance models that keep students physically distanced and allow for at least some in person instruction. We will continue to monitor case numbers to help ensure student and faculty safety. It is a balance we are learning more about as we go. Comments and concerns may be sent to health@co.winnebago.wi.us.
- **Testing percent positivity is at 17.0%** for the past 2 weeks which is still far from our goal of remaining below 5% positivity. The [regional COVID-19 testing site](#) at Sunnyview Expo Center in Oshkosh has averaged performing 492 tests per day over the past 2 weeks. Regional testing capacity is increasing with additional National Guard sites open in other counties. If you have been tested, please stay home until you receive your test results and follow the guidance provided.
- **Contact tracing capacity is significantly strained.** We are still able to reach out to all people who tested positive within 24-48 hours of being reported to the health department. Despite adding nearly 30 full-time equivalent contact tracing positions to our health department, we are unable to provide contact tracing for all confirmed cases. If you have tested positive, please notify close contacts.
- [Older adults and people with underlying medical conditions](#) are most at risk. If you have cancer, chronic kidney disease, COPD, obesity, serious heart conditions, sickle cell disease, or diabetes, you should take these warnings very seriously and take extra precautions to stay safe.

Background Information

This report provides *preliminary* data on the confirmed COVID-19 cases from October 21 – November 3, 2020 for municipalities located within the Winnebago County Health Department jurisdiction. Dates utilized for all graphs and tables are based on test result date and may not represent final case counts. Data may be underreported for recent days because results can take multiple days to be reported to the health department. As this is a weekly report for the past 14 days, there will always be a week of overlap between reports.

*The COVID-19 data provided in this report is specific to the Winnebago County Health Department (WCHD) jurisdiction (population: 153,748). It does not include the portions of the City of Menasha or City of Appleton that fall within Winnebago County as those areas fall within the jurisdiction of the [City of Menasha Health Department](#) and [City of Appleton Health Department](#). With the increased amount of testing occurring in correctional facilities, starting October 3, 2020, data reports from the Winnebago County Health Department will not include test results from those living in Wisconsin Department of Corrections facilities, which includes the Oshkosh Correctional Institute. You can find testing data for the Wisconsin Department of Corrections on [this website](#).

Data provided on the [Department of Health Services website](#) may be different than the information provided by WCHD because the state reports data for the entire county based on address, which includes those portions of Menasha and Appleton as well as the correctional facilities.

For additional Winnebago County Health Department COVID-19 information:

- [WCHD COVID-19 Webpage](#)
- [General Weekly Data Summaries](#)
- [School District Weekly Data Summaries](#)

Confirmed Cases by Municipality for the Past Two Weeks (October 21- November 3)

Municipality	Confirmed Case Count for past 2 weeks	Case Rate (per 100,000)	Burden**	Population***
City of Oshkosh	677	1,016.6	Very High	66,595
City of Neenah	267	1,013.9	Very High	26,333
Village of Fox Crossing	177	927.2	Very High	19,090
City of Omro	39	1,088.2	<i>The populations in these municipalities are too small to provide burden status. Case rates fluctuate greatly with small population sizes. Interpret with caution, rely more on case counts and trend of case counts over time to estimate risks.</i> <i>Data is suppressed for municipalities with fewer than five confirmed cases in the past two weeks. See Case Rate by region graph on page 4.</i>	3,584
Town of Algoma	75	1,080.8		6,939
Town of Black Wolf	23	940.3		2,446
Town of Clayton	51	1,216.3		4,193
Town of Neenah	36	991.2		3,632
Town of Nekimi	17	1,195.5		1,422
Town of Nepeuskun	13	1,749.7		743
Town of Omro	40	1,720.4		2,325
Town of Oshkosh	31	1,250.0		2,480
Town of Poygan	8	602.9		1,327
Town of Rushford	24	1,488.8		1,612
Town of Utica	11	822.7		1,337
Town of Vinland	12	691.2		1,736
Town of Winchester	21	1,151.3		1,824
Town of Winneconne	25	1,026.3		2,436
Town of Wolf River	16	1,338.9		1,195
Village of Winneconne	16	640.3		2,499
Rural Regions****				
Central	120	1,109.8	Very High	10,844
Northeast	99	1,036.5	Very High	9,561
Southeast	146	1,100.6	Very High	13,287
West	93	1,158.4	Very High	8,038
Winnebago County Health Department Jurisdiction	1,579	1,027.0	Very High	153,748
Winnebago County	1,993	1,176.9	Very High	169,861
Wisconsin	61,315	1,060.6	Very High	

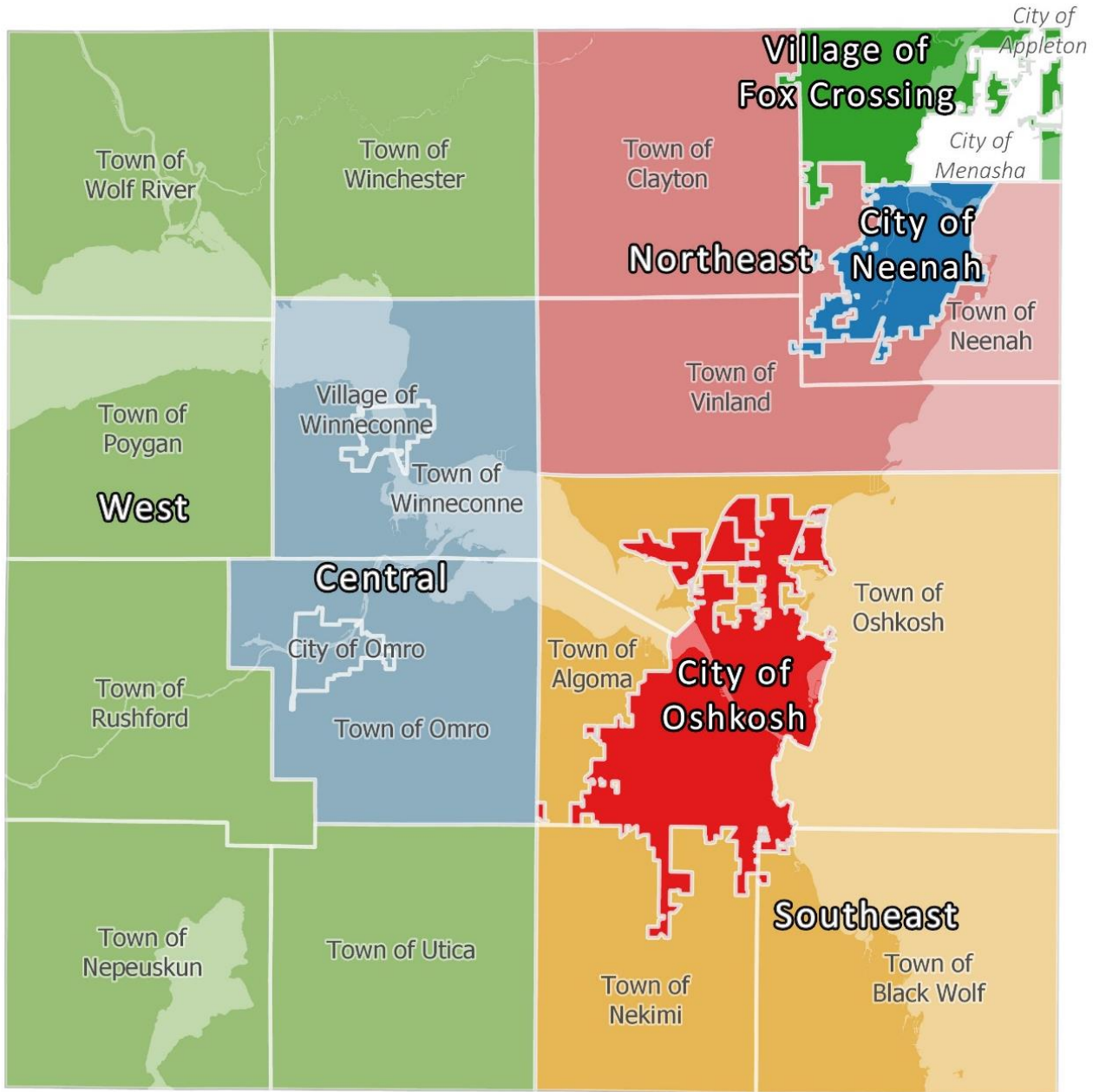
**Burden is based off of the case rate per 100,000 people in the past two weeks. To be consistent with the state's burden status categories, we have renamed our 'critical' category to be labelled 'very high'. See table on page 3 for more information on Burden Status for our county. Visit the DHS website for more information on this indicator at the state level

<https://www.dhs.wisconsin.gov/covid-19/local.htm>

***Population for municipality was retrieved from https://doa.wi.gov/DIR/Final_Ests_Muni_2020.pdf. Winnebago County Health Department Jurisdiction does not include the portions of the City of Menasha and the City of Appleton that fall within Winnebago County but report to their own health departments.

****Due to population size, the smaller municipalities were grouped together into rural regions (See map on pg. 3)

Winnebago County Map by Regions



- **West:** Towns of Nepeuskun, Poygan, Rushford, Utica, Winchester, and Wolf River
- **Northeast:** Towns of Clayton, Neenah, and Vinland
- **Southeast:** Towns of Algoma, Black Wolf, Nekimi, and Oshkosh
- **Central:** City of Omro, Towns of Omro & Winneconne, and Village of Winneconne

Number of Confirmed Cases and Rate per 100,000 People for Select Municipalities in the Past Two Weeks (October 21 – November 3)

Age Group	City of Neenah			City of Oshkosh			Village of Fox Crossing		
	Number of cases	Rate per 100,000	Pop.	Number of cases	Rate per 100,000	Pop.	Number of cases	Rate per 100,000	Pop.
<18	25	393.9	6,347	50	422.4	11,836	17	444.4	3,825
18-24	16	858.4	1,864	82	632.6	12,962	17	975.3	1,743
25-29	23	1,275.7	1,803	76	1,444.6	5,261	17	1,131.1	1,503
30-39	44	1,279.4	3,439	108	1,215.9	8,882	29	1,110.7	2,611
40-49	40	1,186.6	3,371	97	1,294.9	7,491	33	1,848.7	1,785
50-59	53	1,376.6	3,850	115	1,401.4	8,206	18	531.8	3,385
60-69	27	985.8	2,739	82	1,449.3	5,658	29	1,386.9	2,091
70-79	19	1,228.2	1,547	40	1,246.5	3,209	9	733.5	1,227
80+	20	2,159.8	926	27	869.6	3,105	8	1,294.5	618
Total	267			677			177		

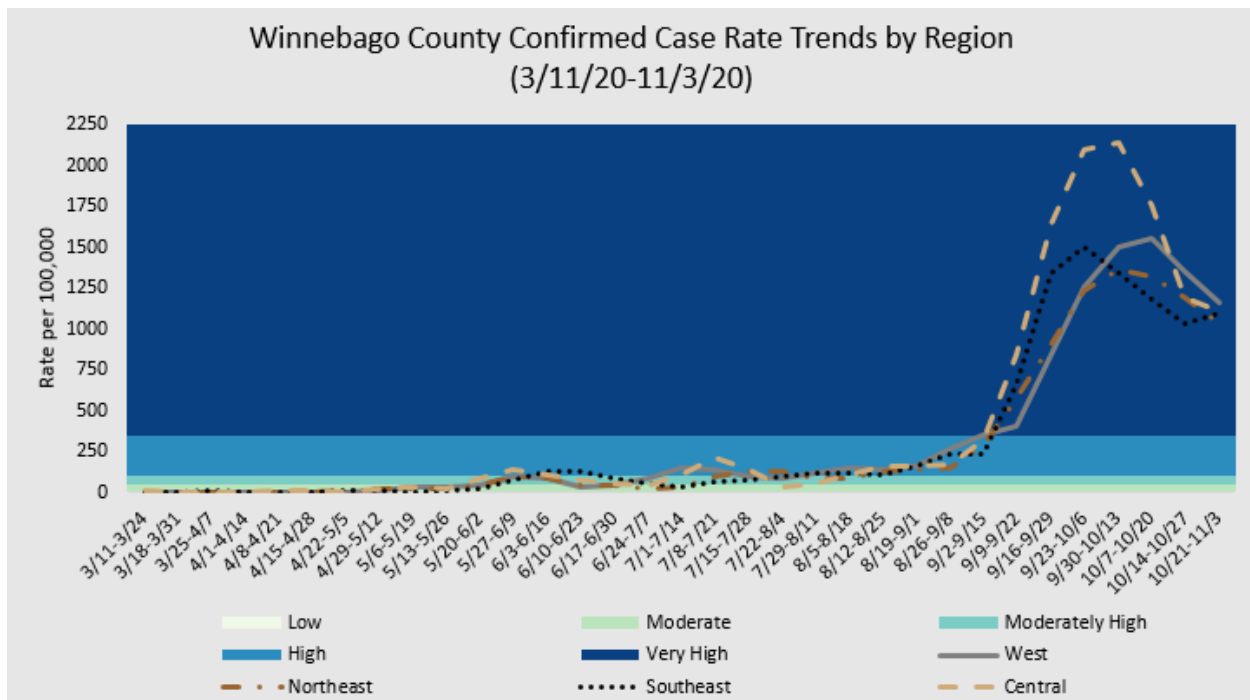
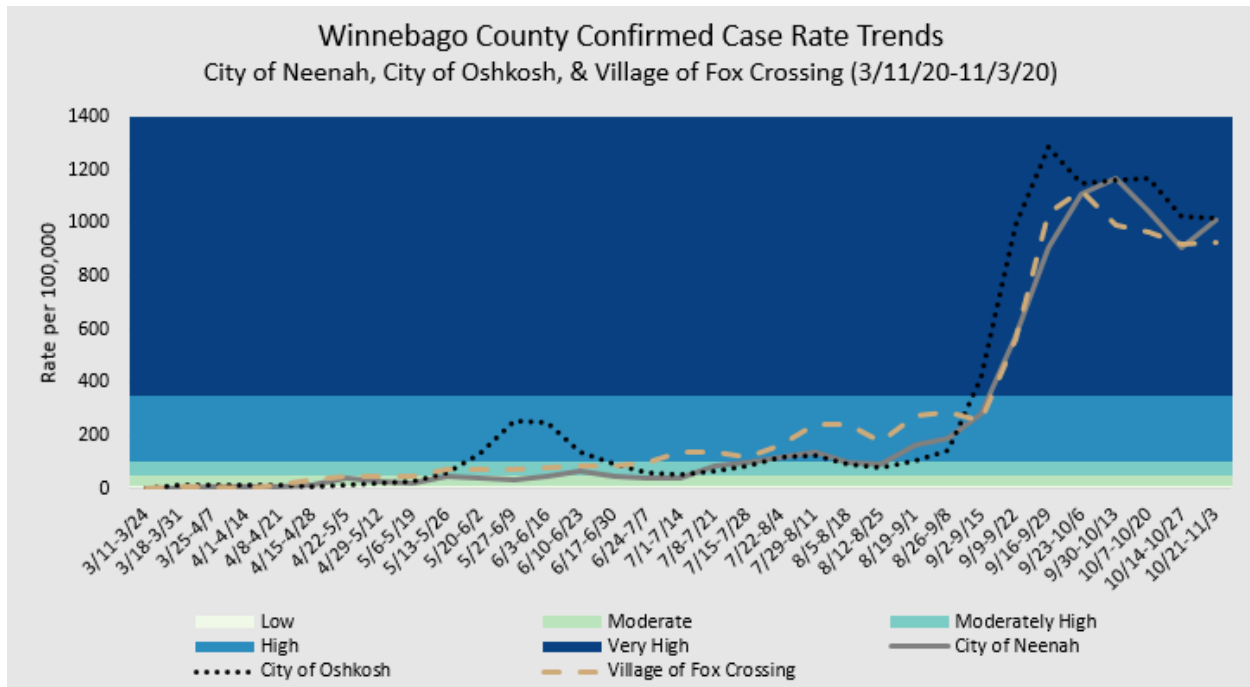
Burden Status	Case Rate per 100,000 residents in the past two weeks	City of Neenah	City of Oshkosh	Village of Fox Crossing
		Low	Case rate is less than or equal to 10.	Less than 3 cases.
Moderate	Case rate is greater than 10, but less than or equal to 50.	Greater than 3 cases, but less than or equal to 13 cases.	Greater than 7 case, but less than or equal to 33 cases.	Greater than 2 cases, but less than or equal to 9 cases.
Moderately High	Case rate is greater than 50, but less than or equal to 100.	Greater than 13 cases, but less than or equal to 26 cases.	Greater than 33 cases, but less than or equal to 67 cases.	Greater than 9 cases, but less than or equal to 19 cases.
High	Case rate is greater than 100, but less than or equal to 350.	Greater than 26 cases, but less than or equal to 91 cases.	Greater than 67 cases, but less than or equal to 234 cases.	Greater than 19 cases, but less than or equal to 66 cases.
Very High	Case rate is greater than 350.	Greater than 91 cases.	Greater than 234 cases.	Greater than 66 cases.

To be consistent with the state's burden status categories, we have renamed our 'critical' category to be labelled 'very high'.

Case rate is determined by number of new confirmed cases during the past two weeks, divided by population in the municipality, multiplied by 100,000. Rates can fluctuate greatly with small population sizes making it difficult to call out high rates. Burden Status will only be provided for City of Neenah, City of Oshkosh, and Village of Fox Crossing due to population size. Number of cases for each Burden Status refers to the number of confirmed cases during a two-week time span.

Confirmed Case Rate Trends by Municipality

The graphs below show confirmed case rate per 100,000 people by municipalities. These case rates are based on confirmed case counts during a two-week time span.



****Due to population size, the smaller municipalities were grouped together into the following rural regions (See map on pg. 3)

- West: Towns of Nepeuskun, Poygan, Rushford, Utica, Winchester, and Wolf River
- Northeast: Towns of Clayton, Neenah, and Vinland
- Southeast: Towns of Algoma, Black Wolf, Nekimi, and Oshkosh
- Central: City of Omro, Towns of Omro & Winneconne, and Village of Winneconne

Active Cases and Total Number of Confirmed Cases by Municipality (3/11/20-11/4/20)

A person is counted as an active COVID-19 case if they had a positive confirmatory laboratory test (for example, a test that detects the virus in the nose or throat) and are currently in isolation and being followed by a disease investigator.

Municipality	Active Cases		Total Cases
	Number of Active Cases	Percent	Total Number of Confirmed Cases
City of Oshkosh	459	13%	3,583
City of Neenah	181	15%	1,196
Village of Fox Crossing	125	13%	938
City of Omro	30	10%	289
Town of Algoma	55	15%	375
Town of Black Wolf	22	17%	132
Town of Clayton	29	13%	229
Town of Neenah	22	13%	170
Town of Nekimi	9	13%	70
Town of Nepeuskun	9	21%	42
Town of Omro	26	20%	128
Town of Oshkosh	23	18%	129
Town of Poygan	6	11%	56
Town of Rushford	21	26%	82
Town of Utica	9	13%	71
Town of Vinland	10	14%	69
Town of Winchester	12	11%	106
Town of Winneconne	17	11%	154
Town of Wolf River	6	8%	76
Village of Winneconne	11	7%	164
Rural Regions****			
Central	84	33%	735
Northeast	61	22%	468
Southeast	109	20%	706
West	63	31%	433
Winnebago County Health Department Jurisdiction	1,082	13%	8,059
Wisconsin	52,480	22%	243,967

- Data is suppressed for municipalities with fewer than five active confirmed cases.