

ALL CONTESTS
WINNEBAGO COUNTY
2014 GENERAL ELECTION

SUMMARY STATEMENT OF THE BOARD OF CANVASSERS

The total number of votes cast for the **GOVERNOR/LIEUTENANT GOVERNOR**
 was **69,213**

of which	MARY BURKE/JOHN LEHMAN	received	30,258
	SCOTT WALKER/REBECCA KLEEFISCH	received	37,894
	DENNIS FEHR/No Candidate	received	268
	ROBERT BURKE/JOSEPH M. BROST	received	726
	MARY JO WALTERS (WRITE-IN)	received	3
	STEVE R. EVANS (WRITE-IN)	received	0
	JUMOKA A. JOHNSON (WRITE-IN)	received	0
	BRETT D HULSEY (WRITE-IN)	received	0
	JESSICA NICOLE PERRY (WRITE-IN)	received	0
	SUSAN P. RESCH (WRITE-IN)	received	0
	SCATTERING	received	64

The total number of votes cast for the **ATTORNEY GENERAL**
 was **67,230**

of which	SUSAN V. HAPP	received	28,705
	BRAD SCHIMEL	received	35,937
	THOMAS A. NELSON, SR.	received	2,524
	SCATTERING	received	64

The total number of votes cast for the **SECRETARY OF STATE**
 was **66,922**

of which	DOUG LA FOLLETTE	received	31,143
	JULIAN BRADLEY	received	32,891
	JERRY BROITZMAN	received	811
	ANDY CRAIG	received	2,010
	SCATTERING	received	67

The total number of votes cast for the **STATE TREASURER**

was

66,036

of which

DAVID L. SARTORI	received	27,348
MATT ADAMCZYK	received	33,712
ANDREW ZUELKE	received	935
RON HARDY	received	2,302
JERRY SHIDELL	received	1,672
SCATTERING	received	67

The total number of votes cast for the **CONGRESSIONAL - DISTRICT 6**

was

61,982

of which

MARK L. HARRIS	received	30,508
GLENN GROTHMAN	received	29,767
GUS FAHRENDORF	received	1,640
SCATTERING	received	67

The total number of votes cast for the **CONGRESSIONAL - DISTRICT 8**

was

5,561

of which

RON GRUETT	received	1,572
REID J. RIBBLE	received	3,982
SCATTERING	received	7

The total number of votes cast for the **STATE SENATE - DISTRICT 19**

was

32,939

of which

PENNY BERNARD SCHABER	received	13,757
ROGER ROTH	received	19,130
SCATTERING	received	52

The total number of votes cast for the **ASSEMBLY - DISTRICT 53**

was

10,277

of which

MICHAEL SCHRAA	received	10,017
SCATTERING	received	260

The total number of votes cast for the **ASSEMBLY - DISTRICT 54**

was

21,858

of which

GORDON HINTZ	received	11,228
MARK ELLIOTT	received	10,571
SCATTERING	received	59

The total number of votes cast for the **ASSEMBLY - DISTRICT 55**

was **18,864**

of which	MARK WESTPHAL	received	8,008
	MIKE ROHRKASTE	received	10,828
	SCATTERING	received	28

The total number of votes cast for the **ASSEMBLY - DISTRICT 56**

was **4,429**

of which	DAVE MURPHY	received	4,338
	SCATTERING	received	91

The total number of votes cast for the **ASSEMBLY - DISTRICT 57**

was **8,144**

of which	AMANDA STUCK	received	4,170
	CHRIS KLEIN	received	3,954
	SCATTERING	received	20

The total number of votes cast for the **STATE REFERENDUM**

was **60,766**

of which	YES	received	50,831
	NO	received	9,935

Certification of the Board of Canvassers

We, the undersigned, certify that we are the members of the Board of Canvassers for WINNEBAGO County.

We certify that the attached tabular statement of Votes Cast and Summary Statement of the Board of Canvassers, canvassed and prepared by us, are correct and true as compiled from the original returns made to the WINNEBAGO County Clerk.

BOARD OF CANVASSERS

(1) *Jack M. Ryan* (2) *Phyllis J. Youngquist*
(3) *Michelle R. Stone*

(Date) Wednesday, November 12, 2014

**ALL CONTESTS
WINNEBAGO COUNTY
2014 GENERAL ELECTION**

SUMMARY STATEMENT OF THE BOARD OF CANVASSERS

The total number of votes cast for the **SHERIFF (CO71)**
was **54,275**

of which	JOHN F. MATZ	received	53,096
	SCATTERING	received	1,179

The total number of votes cast for the **CORONER (CO71)**
was **54,036**

of which	BARRY BUSBY	received	53,070
	SCATTERING	received	966

The total number of votes cast for the **CLERK OF CIRCUIT COURTS (CO71)**
was **53,108**

of which	MELISSA M. KONRAD	received	52,210
	SCATTERING	received	898

Certification of the Board of Canvassers



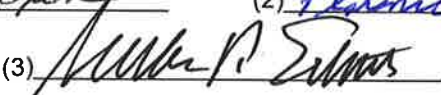
We, the undersigned, certify that we are the members of the Board of Canvassers for WINNEBAGO County.

We certify that the attached tabular statement of Votes Cast and Summary Statement of the Board of Canvassers, canvassed and prepared by us, are correct and true as compiled from the original returns made to the WINNEBAGO County Clerk.

We further determine and certify that the following person received the greatest number of votes for the respective office for which each was a candidate on 11/4/2014.

<u>OFFICE</u>	<u>HIGHEST CANDIDATE</u>
SHERIFF (CO71)	JOHN F. MATZ
CORONER (CO71)	BARRY BUSBY
CLERK OF CIRCUIT COURTS (CO71)	MELISSA M. KONRAD

BOARD OF CANVASSERS

(1)  (2) 
(3) 

(Date) Wednesday, November 12, 2014

**STATEMENT OF VOTES CAST
WINNEBAGO COUNTY, WISCONSIN
NOVEMBER 4, 2014 GENERAL ELECTION
OFFICIAL RESULTS**

Date: 11/12/14
Time: 16:10:52
Page: 1 of 12

	Governor/Lt. Governor										
	Burke/Lehman (DEM)	Walker/Kleefisch (REP)	Fehr/No Candidate (PP)	Burke/Brost (LIB)	Mary Jo Walters	Steve R. Evans	Jumoka Johnson	Brett Hulsey	Jessica Nicole Perry	Susan P. Resch	Scattering
Jurisdiction Wide											
Town of Algoma W1-2,7-10	678	1121	4	10	0	0	0	0	0	0	0
Town of Algoma W3-6	694	1166	3	7	0	0	0	0	0	0	3
Town of Black Wolf W1-3	500	862	1	5	0	0	0	0	0	0	0
Town of Clayton W1-7	586	1427	5	13	0	0	0	0	0	0	1
Town of Menasha W1,2,4,7	890	1570	10	20	0	0	0	0	0	0	3
Town of Menasha W3,5,6	841	1280	9	26	0	0	0	0	0	0	0
Town of Menasha W8-10	639	878	0	21	0	0	0	0	0	0	0
Town of Menasha W11-13	617	595	10	13	0	0	0	0	0	0	0
Town of Neenah W1-4	704	1106	7	22	0	0	0	0	0	0	0
Town of Nekimi W1,2	230	494	4	7	0	0	0	0	0	0	2
Town of Nepeuskun W1	108	252	0	4	0	0	0	0	0	0	0
Town of Omro W1-3	425	635	6	9	0	0	0	0	0	0	2
Town of Oshkosh W1A-5	511	846	1	12	2	0	0	0	0	0	1
Town of Oshkosh W1B	11	19	0	0	0	0	0	0	0	0	0
Town of Poygan W1,2	235	416	4	3	0	0	0	0	0	0	0
Town of Rushford W1,2	278	428	5	5	0	0	0	0	0	0	1
Town of Utica W1,2	237	462	4	6	0	0	0	0	0	0	0
Town of Vinland W1A,2	374	643	3	4	0	0	0	0	0	0	1
Town of Vinland W1B	2	1	0	0	0	0	0	0	0	0	0
Town of Winchester W1,2	294	641	3	4	0	0	0	0	0	0	0
Town of Winneconne W1-4	447	856	2	7	0	0	0	0	0	0	1
Town of Winneconne W5	3	3	0	0	0	0	0	0	0	0	0
Town of Wolf River W1,2A	113	324	2	2	0	0	0	0	0	0	0
Town of Wolf River W2B,2C	74	136	2	0	0	0	0	0	0	0	0
Village of Winneconne W1-4	419	705	3	9	0	0	0	0	0	0	2
City of Appleton W31	29	38	0	0	0	0	0	0	0	0	0
City of Appleton W32	108	116	2	1	0	0	0	0	0	0	0
City of Menasha D1,2 W1A,2,4,7	699	704	5	22	0	0	0	0	0	0	1
City of Menasha D1,2 W1B	0	0	0	0	0	0	0	0	0	0	0
City of Menasha D6 W3,14,15,30	334	377	4	8	0	0	0	0	0	0	1
City of Menasha D3,4 W5A,6,8,9,23-29,31	796	731	6	23	0	0	0	0	0	0	1
City of Menasha D4 W5B	0	0	0	0	0	0	0	0	0	0	0
City of Menasha D5,7 W10-13,21,22	841	819	4	17	0	0	0	0	0	0	0
City of Neenah W1-4	860	888	12	30	0	0	0	0	0	0	4
City of Neenah W5-8	701	692	12	21	0	0	0	0	0	0	1
City of Neenah W9-12	896	1161	8	18	0	0	0	0	0	0	3
City of Neenah W13-16	763	994	8	19	0	0	0	0	0	0	2
City of Neenah W17-20	769	761	9	20	0	0	0	0	0	0	1
City of Neenah W21-25	894	1281	4	33	0	0	0	0	0	0	2
City of Omro W1-8	593	757	2	12	0	0	0	0	0	0	0
City of Oshkosh D1 W1	463	445	3	20	0	0	0	0	0	0	1
City of Oshkosh D1 W2	445	373	4	7	0	0	0	0	0	0	1
City of Oshkosh D2 W3	292	502	7	15	1	0	0	0	0	0	2
City of Oshkosh D2 W4	277	425	4	14	0	0	0	0	0	0	2
City of Oshkosh D3 W5	335	277	4	7	0	0	0	0	0	0	0
City of Oshkosh D3 W6	440	293	6	15	0	0	0	0	0	0	1
City of Oshkosh D4 W7	606	435	3	10	0	0	0	0	0	0	2
City of Oshkosh D4 W8	491	347	6	10	0	0	0	0	0	0	1
City of Oshkosh D5 W9	292	207	2	9	0	0	0	0	0	0	0
City of Oshkosh D5 W10	486	415	10	20	0	0	0	0	0	0	2
City of Oshkosh D6 W11	424	360	4	7	0	0	0	0	0	0	2
City of Oshkosh D6 W12	410	293	2	13	0	0	0	0	0	0	0
City of Oshkosh D7 W13	467	497	4	10	0	0	0	0	0	0	1
City of Oshkosh D7 W14	430	496	2	8	0	0	0	0	0	0	3

STATEMENT OF VOTES CAST
WINNEBAGO COUNTY, WISCONSIN
NOVEMBER 4, 2014 GENERAL ELECTION
OFFICIAL RESULTS

Date: 11/12/14
Time: 16:10:54
Page: 3 of 12

	Attorney General				Secretary of State				
	Susan V. Happ (DEM)	Brad Schimmel (REP)	Thomas A. Nelson Sr. (LIB)	Scattering	Doug La Follette (DEM)	Julian Bradley (REP)	Jerry Broitzman (CON)	Andy Craig (LIB)	Scattering
Jurisdiction Wide									
Town of Algoma W1-2,7-10	639	1080	48	1	699	997	17	36	3
Town of Algoma W3-6	644	1132	29	1	715	1054	6	28	2
Town of Black Wolf W1-3	481	822	33	0	517	780	12	24	0
Town of Clayton W1-7	566	1357	63	0	638	1263	20	48	1
Town of Menasha W1,2,4,7	864	1503	66	2	946	1401	30	53	3
Town of Menasha W3,5,6	802	1218	83	0	889	1092	25	74	0
Town of Menasha W8-10	626	788	64	2	698	703	20	45	2
Town of Menasha W11-13	595	553	62	2	660	483	16	46	0
Town of Neenah W1-4	667	1065	66	1	729	977	26	56	0
Town of Nekimi W1,2	219	482	21	0	246	447	7	15	1
Town of Nepeuskun W1	111	227	11	0	123	207	6	11	1
Town of Omro W1-3	393	623	32	1	431	578	12	24	2
Town of Oshkosh W1A-5	497	813	36	1	518	779	10	35	1
Town of Oshkosh W1B	9	19	0	0	11	18	0	1	0
Town of Poygan W1,2	220	410	13	0	252	370	6	7	0
Town of Rushford W1,2	275	400	26	0	277	383	5	24	0
Town of Utica W1,2	227	444	18	0	237	432	5	14	0
Town of Vinland W1A,2	357	617	28	0	400	550	15	23	0
Town of Vinland W1B	2	1	0	0	2	1	0	0	0
Town of Winchester W1,2	284	593	36	1	316	559	13	14	1
Town of Winneconne W1-4	437	805	25	3	463	764	13	28	2
Town of Winneconne W5	3	3	0	0	3	3	0	0	0
Town of Wolf River W1,2A	115	302	10	0	127	292	6	4	0
Town of Wolf River W2B,2C	65	132	6	1	75	125	3	2	0
Village of Winneconne W1-4	379	684	38	3	433	643	8	30	1
City of Appleton W31	25	39	2	0	30	34	1	1	0
City of Appleton W32	104	102	12	0	113	97	2	4	0
City of Menasha D1,2 W1A,2,4,7	661	673	74	3	731	582	31	56	2
City of Menasha D1,2 W1B	0	0	0	0	0	0	0	0	0
City of Menasha D6 W3,14,15,30	324	340	41	0	355	299	17	35	0
City of Menasha D3,4 W5A,6,8,9,23-29,31	751	676	84	3	838	587	24	56	2
City of Menasha D4 W5B	0	0	0	0	0	0	0	0	0
City of Menasha D5,7 W10-13,21,22	797	771	66	1	886	665	32	42	1
City of Neenah W1-4	803	829	104	3	869	761	31	80	1
City of Neenah W5-8	619	673	88	0	685	608	28	62	1
City of Neenah W9-12	813	1120	82	5	911	1027	13	76	4
City of Neenah W13-16	726	938	70	2	786	881	18	45	2
City of Neenah W17-20	731	705	79	2	794	625	20	55	2
City of Neenah W21-25	869	1208	61	1	964	1088	20	54	2
City of Omro W1-8	552	720	47	1	595	674	15	46	1
City of Oshkosh D1 W1	418	437	38	0	452	385	12	27	0
City of Oshkosh D1 W2	422	353	30	1	444	320	9	28	0
City of Oshkosh D2 W3	288	459	29	3	299	422	14	40	5
City of Oshkosh D2 W4	266	390	37	2	284	359	2	42	2
City of Oshkosh D3 W5	313	239	41	1	323	223	15	33	1
City of Oshkosh D3 W6	417	267	39	3	435	245	13	27	4
City of Oshkosh D4 W7	580	412	32	1	593	374	15	38	2
City of Oshkosh D4 W8	469	324	36	0	499	285	10	33	0
City of Oshkosh D5 W9	258	191	37	2	280	175	11	24	1
City of Oshkosh D5 W10	473	388	48	1	484	358	17	45	2
City of Oshkosh D6 W11	403	340	28	2	432	309	8	29	2
City of Oshkosh D6 W12	387	255	48	1	403	245	13	31	0
City of Oshkosh D7 W13	445	481	33	2	480	432	10	27	1
City of Oshkosh D7 W14	433	457	28	1	448	432	7	21	1

STATEMENT OF VOTES CAST
WINNEBAGO COUNTY, WISCONSIN
NOVEMBER 4, 2014 GENERAL ELECTION
OFFICIAL RESULTS

Date: 11/12/14
Time: 16:10:54
Page: 4 of 12

	Attorney General				Secretary of State				
	Susan V. Happ (DEM)	Brad Schimmel (REP)	Thomas A. Nelson Sr. (LIB)	Scattering	Doug La Follette (DEM)	Julian Bradley (REP)	Jerry Broitzman (CON)	Andy Craig (LIB)	Scattering
City of Oshkosh D8 W15	454	408	35	1	469	371	11	26	0
City of Oshkosh D8 W16	494	563	38	0	554	505	5	29	1
City of Oshkosh D9 W17	455	341	40	1	497	294	16	29	1
City of Oshkosh D9 W18	427	525	23	0	461	483	2	26	0
City of Oshkosh D10 W19	357	387	23	0	386	343	5	15	0
City of Oshkosh D10 W20	133	240	6	0	138	228	3	10	0
City of Oshkosh D11 W21	375	364	28	1	418	313	10	20	0
City of Oshkosh D11 W22A	540	688	22	0	589	622	13	26	1
City of Oshkosh D11 W22B	0	0	0	0	0	0	0	0	0
City of Oshkosh D12 W23A	408	421	23	0	415	405	7	23	1
City of Oshkosh D12 W23B	25	18	0	0	23	19	0	1	0
City of Oshkosh D12 W24	217	273	14	0	225	260	4	12	0
City of Oshkosh D13 W25A	96	83	2	0	100	77	0	2	0
City of Oshkosh D13 W25B	362	277	26	0	379	251	9	20	0
City of Oshkosh D13 W26	280	237	20	0	293	222	7	11	1
City of Oshkosh D14 W27	495	357	30	0	536	302	12	18	2
City of Oshkosh D14 W28A	393	368	30	1	431	329	7	18	1
City of Oshkosh D14 W28B	69	81	10	0	79	75	3	4	0
City of Oshkosh D15 W29A	128	217	11	0	144	197	2	10	0
City of Oshkosh D15 W29B	0	0	0	0	0	0	0	0	0
City of Oshkosh D16 W30	20	43	2	0	27	36	0	1	0
City of Oshkosh D16 W31	141	163	12	0	151	145	6	8	0
City of Oshkosh D16 W32	0	0	0	0	0	0	0	0	0
City of Oshkosh D15 W33	10	22	0	0	8	20	0	1	0
City of Oshkosh D12 W34	2	0	0	0	2	0	0	0	0
City of Oshkosh D10 W35	0	1	1	0	0	1	0	1	0
City of Oshkosh D7 W36	0	0	0	0	0	0	0	0	0
City of Oshkosh D9 W37	0	0	0	0	0	0	0	0	0
Total	28705	35937	2524	64	31143	32891	811	2010	67

STATEMENT OF VOTES CAST
WINNEBAGO COUNTY, WISCONSIN
NOVEMBER 4, 2014 GENERAL ELECTION
OFFICIAL RESULTS

Date: 11/12/14
Time: 16:10:54
Page: 5 of 12

	State Treasurer					Congress D6				
	David L. Sartori (DEM)	Matt Adamezyk (REP)	Andrew Zuelke (CON)	Ron Hardy (WGP)	Jerry Shidell (LIB)	Scattering	Mark L. Harris (DEM)	Glenn Grothman (REP)	Gus Fahrenndorf (LIB)	Scattering
Jurisdiction Wide										
Town of Algoma W1-2,7-10	614	1021	14	38	33	1	782	966	25	2
Town of Algoma W3-6	613	1096	14	32	20	2	808	1011	17	3
Town of Black Wolf W1-3	455	787	16	30	25	0	580	746	24	0
Town of Clayton W1-7	561	1267	23	49	49	1	-	-	-	-
Town of Menasha W1,2,4,7	831	1441	33	55	48	2	939	1449	50	2
Town of Menasha W3,5,6	772	1142	32	64	51	1	898	1141	62	0
Town of Menasha W8-10	605	727	28	48	40	1	688	733	59	1
Town of Menasha W11-13	579	522	15	44	38	0	641	520	42	1
Town of Neenah W1-4	650	1004	25	53	45	0	726	1015	46	0
Town of Nekimi W1,2	214	455	9	11	16	0	259	445	17	0
Town of Nepeuskun W1	98	201	19	16	13	0	132	207	13	0
Town of Omro W1-3	370	584	20	38	20	2	463	576	20	0
Town of Oshkosh W1A-5	469	784	10	32	26	3	570	750	35	0
Town of Oshkosh W1B	10	18	0	1	0	0	-	-	-	-
Town of Poygan W1,2	221	377	7	19	4	0	238	380	12	0
Town of Rushford W1,2	241	394	9	21	12	0	303	374	18	2
Town of Utica W1,2	219	433	5	8	10	0	269	416	14	0
Town of Vinland W1A,2	353	571	15	18	18	0	412	560	20	2
Town of Vinland W1B	2	1	0	0	0	0	-	-	-	-
Town of Winchester W1,2	271	563	18	22	15	0	-	-	-	-
Town of Winneconne W1-4	408	773	16	24	24	2	-	-	-	-
Town of Winneconne W5	3	3	0	0	0	0	3	2	0	0
Town of Wolf River W1,2A	110	288	8	8	7	0	126	301	5	0
Town of Wolf River W2B,2C	66	128	1	3	6	0	-	-	-	-
Village of Winneconne W1-4	358	642	19	40	31	1	-	-	-	-
City of Appleton W31	24	35	2	1	2	0	26	36	1	0
City of Appleton W32	97	103	5	6	4	0	105	109	4	0
City of Menasha D1,2 W1A,2,4,7	649	615	22	53	46	2	731	622	54	3
City of Menasha D1,2 W1B	0	0	0	0	0	0	0	0	0	0
City of Menasha D6 W3,14,15,30	323	311	16	28	20	0	361	317	24	1
City of Menasha D3,4 W5A,6,8,9,23-29,31	745	634	19	59	47	3	814	642	50	1
City of Menasha D4 W5B	0	0	0	0	0	0	0	0	0	0
City of Menasha D5,7 W10-13,21,22	783	702	28	48	41	3	883	706	38	3
City of Neenah W1-4	761	789	41	75	58	2	885	792	69	3
City of Neenah W5-8	604	616	39	54	50	0	699	625	56	2
City of Neenah W9-12	795	1041	24	65	61	3	935	1051	53	4
City of Neenah W13-16	701	870	29	50	52	0	806	894	35	1
City of Neenah W17-20	707	656	19	57	48	3	793	665	49	2
City of Neenah W21-25	831	1135	23	48	58	2	972	1122	51	1
City of Omro W1-8	522	676	21	47	32	2	620	684	35	0
City of Oshkosh D1 W1	387	402	16	34	25	0	496	380	24	0
City of Oshkosh D1 W2	381	330	11	45	20	1	465	328	18	0
City of Oshkosh D2 W3	267	426	10	44	24	3	326	424	26	5
City of Oshkosh D2 W4	247	352	7	47	27	5	286	351	40	2
City of Oshkosh D3 W5	281	212	15	54	24	5	338	224	33	5
City of Oshkosh D3 W6	378	243	11	50	31	4	445	251	29	4
City of Oshkosh D4 W7	524	372	13	68	27	1	661	350	24	2
City of Oshkosh D4 W8	426	289	12	58	26	0	514	292	33	1
City of Oshkosh D5 W9	244	182	11	28	20	1	291	181	23	1
City of Oshkosh D5 W10	408	365	10	70	41	1	525	356	34	1
City of Oshkosh D6 W11	383	316	15	27	19	2	443	311	29	2
City of Oshkosh D6 W12	357	238	13	48	21	0	430	243	22	2
City of Oshkosh D7 W13	428	446	10	35	20	1	512	430	19	1
City of Oshkosh D7 W14	404	436	11	35	21	1	481	424	20	2

STATEMENT OF VOTES CAST
WINNEBAGO COUNTY, WISCONSIN
NOVEMBER 4, 2014 GENERAL ELECTION
OFFICIAL RESULTS

Date: 11/12/14
Time: 16:10:54
Page: 6 of 12

	State Treasurer						Congress D6			
	David L. Sartori (DEM)	Matt Adamezyk (REP)	Andrew Zuelke (CON)	Ron Hardy (WGP)	Jerry Shidell (LIB)	Scattering	Mark L. Harris (DEM)	Glenn Grothman (REP)	Gus Fahrendorf (LIB)	Scattering
City of Oshkosh D8 W15	423	377	8	34	20	0	511	366	21	0
City of Oshkosh D8 W16	481	525	9	36	23	0	578	509	20	0
City of Oshkosh D9 W17	442	314	11	37	18	0	528	301	26	1
City of Oshkosh D9 W18	411	496	2	29	14	0	509	453	21	0
City of Oshkosh D10 W19	346	361	10	20	7	0	429	326	15	0
City of Oshkosh D10 W20	123	229	4	7	9	0	167	209	10	0
City of Oshkosh D11 W21	362	337	7	22	25	0	436	316	18	0
City of Oshkosh D11 W22A	508	641	13	34	25	0	648	598	18	0
City of Oshkosh D11 W22B	0	0	0	0	0	0	0	0	0	0
City of Oshkosh D12 W23A	378	412	9	26	14	1	475	372	15	0
City of Oshkosh D12 W23B	24	16	0	2	0	0	24	19	0	0
City of Oshkosh D12 W24	205	260	5	15	12	1	244	255	9	0
City of Oshkosh D13 W25A	83	73	1	11	4	0	97	77	4	0
City of Oshkosh D13 W25B	342	258	10	21	19	0	405	251	18	0
City of Oshkosh D13 W26	264	233	6	13	11	2	308	218	11	1
City of Oshkosh D14 W27	475	324	10	37	21	0	569	302	19	2
City of Oshkosh D14 W28A	377	345	9	24	14	1	466	318	18	1
City of Oshkosh D14 W28B	69	75	4	9	4	0	86	75	3	0
City of Oshkosh D15 W29A	119	211	2	8	8	0	148	197	10	0
City of Oshkosh D15 W29B	0	0	0	0	0	0	0	0	0	0
City of Oshkosh D16 W30	20	40	0	3	0	0	33	33	0	0
City of Oshkosh D16 W31	137	149	6	6	6	1	151	151	11	0
City of Oshkosh D16 W32	0	0	0	0	0	0	0	0	0	0
City of Oshkosh D15 W33	7	21	0	0	1	0	14	18	0	0
City of Oshkosh D12 W34	2	0	0	0	0	0	2	0	0	0
City of Oshkosh D10 W35	0	1	0	0	1	0	0	1	1	0
City of Oshkosh D7 W36	0	0	0	0	0	0	0	0	0	0
City of Oshkosh D9 W37	0	0	0	0	0	0	0	0	0	0
Total	27348	33712	935	2302	1672	67	30508	29767	1640	67

STATEMENT OF VOTES CAST
 WINNEBAGO COUNTY, WISCONSIN
 NOVEMBER 4, 2014 GENERAL ELECTION
 OFFICIAL RESULTS

Date: 11/12/14
 Time: 16:10:54
 Page: 7 of 12

	Congress D8			State Senator D19			Assembly D53		Assembly D54		
	Ron Gruett (DEM)	Reid J. Ribble (REP)	Scattering	P. Bernard Schaber (DEM)	Roger Roth (REP)	Scattering	Michael Schraa (REP)	Scattering	Gordon Hintz (DEM)	Mark Elliott (REP)	Scattering
Jurisdiction Wide											
Town of Algoma W1-2,7-10	-	-	-	-	-	-	1354	40	-	-	-
Town of Algoma W3-6	-	-	-	-	-	-	1382	40	-	-	-
Town of Black Wolf W1-3	-	-	-	-	-	-	1054	18	-	-	-
Town of Clayton W1-7	503	1495	3	578	1426	0	-	-	-	-	-
Town of Menasha W1,2,4,7	-	-	-	887	1574	2	-	-	-	-	-
Town of Menasha W3,5,6	-	-	-	844	1273	0	-	-	-	-	-
Town of Menasha W8-10	-	-	-	664	836	2	-	-	-	-	-
Town of Menasha W11-13	-	-	-	607	600	7	-	-	-	-	-
Town of Neenah W1-4	-	-	-	715	1100	1	-	-	-	-	-
Town of Nekimi W1,2	-	-	-	-	-	-	585	14	-	-	-
Town of Nepeuskun W1	-	-	-	-	-	-	277	2	-	-	-
Town of Omro W1-3	-	-	-	-	-	-	830	25	-	-	-
Town of Oshkosh W1A-5	-	-	-	-	-	-	1026	28	-	-	-
Town of Oshkosh W1B	10	20	0	-	-	-	22	1	-	-	-
Town of Poygan W1,2	-	-	-	217	420	1	-	-	-	-	-
Town of Rushford W1,2	-	-	-	-	-	-	557	10	-	-	-
Town of Utica W1,2	-	-	-	-	-	-	548	4	-	-	-
Town of Vinland W1A,2	-	-	-	359	647	0	-	-	-	-	-
Town of Vinland W1B	2	1	0	2	1	0	-	-	-	-	-
Town of Winchester W1,2	251	667	0	278	640	0	-	-	-	-	-
Town of Winneconne W1-4	383	900	2	442	841	1	-	-	-	-	-
Town of Winneconne W5	-	-	-	3	3	0	-	-	-	-	-
Town of Wolf River W1,2A	-	-	-	114	313	0	-	-	-	-	-
Town of Wolf River W2B,2C	67	141	0	68	139	1	-	-	-	-	-
Village of Winneconne W1-4	356	758	2	400	720	1	-	-	-	-	-
City of Appleton W31	-	-	-	28	34	0	-	-	-	-	-
City of Appleton W32	-	-	-	105	112	2	-	-	-	-	-
City of Menasha D1,2 W1A,2,4,7	-	-	-	708	700	3	-	-	-	-	-
City of Menasha D1,2 W1B	-	-	-	0	0	0	-	-	-	-	-
City of Menasha D6 W3,14,15,30	-	-	-	340	377	1	-	-	-	-	-
City of Menasha D3,4 W5A,6,8,9,23-29,31	-	-	-	773	746	3	-	-	-	-	-
City of Menasha D4 W5B	-	-	-	0	0	0	-	-	-	-	-
City of Menasha D5,7 W10-13,21,22	-	-	-	826	810	3	-	-	-	-	-
City of Neenah W1-4	-	-	-	872	888	7	-	-	-	-	-
City of Neenah W5-8	-	-	-	664	715	6	-	-	-	-	-
City of Neenah W9-12	-	-	-	875	1179	5	-	-	-	-	-
City of Neenah W13-16	-	-	-	763	989	1	-	-	-	-	-
City of Neenah W17-20	-	-	-	746	776	3	-	-	-	-	-
City of Neenah W21-25	-	-	-	879	1271	2	-	-	-	-	-
City of Omro W1-8	-	-	-	-	-	-	1022	33	-	-	-
City of Oshkosh D1 W1	-	-	-	-	-	-	-	-	464	452	1
City of Oshkosh D1 W2	-	-	-	-	-	-	-	-	456	350	2
City of Oshkosh D2 W3	-	-	-	-	-	-	-	-	333	449	7
City of Oshkosh D2 W4	-	-	-	-	-	-	-	-	306	379	2
City of Oshkosh D3 W5	-	-	-	-	-	-	-	-	326	272	6
City of Oshkosh D3 W6	-	-	-	-	-	-	-	-	438	293	4
City of Oshkosh D4 W7	-	-	-	-	-	-	-	-	617	415	4
City of Oshkosh D4 W8	-	-	-	-	-	-	-	-	503	332	2
City of Oshkosh D5 W9	-	-	-	-	-	-	-	-	284	211	3
City of Oshkosh D5 W10	-	-	-	-	-	-	-	-	533	385	5
City of Oshkosh D6 W11	-	-	-	-	-	-	-	-	396	379	5
City of Oshkosh D6 W12	-	-	-	-	-	-	-	-	407	297	1
City of Oshkosh D7 W13	-	-	-	-	-	-	-	-	474	482	4
City of Oshkosh D7 W14	-	-	-	-	-	-	-	-	438	490	1

STATEMENT OF VOTES CAST
 WINNEBAGO COUNTY, WISCONSIN
 NOVEMBER 4, 2014 GENERAL ELECTION
 OFFICIAL RESULTS

Date: 11/12/14
 Time: 16:10:55
 Page: 8 of 12

	Congress D8			State Senator D19			Assembly D53		Assembly D54		
	Ron Gruett (DEM)	Reid J. Ribble (REP)	Scattering	P. Bernard Schaber (DEM)	Roger Roth (REP)	Scattering	Michael Schraa (REP)	Scattering	Gordon Hintz (DEM)	Mark Elliott (REP)	Scattering
City of Oshkosh D8 W15	470	434	0
City of Oshkosh D8 W16	527	583	0
City of Oshkosh D9 W17	488	365	0
City of Oshkosh D9 W18	426	560	1
City of Oshkosh D10 W19	361	413	2
City of Oshkosh D10 W20	134	252	3
City of Oshkosh D11 W21	387	385	1
City of Oshkosh D11 W22A	564	704	1
City of Oshkosh D11 W22B	0	0	.	.	.
City of Oshkosh D12 W23A	438	424	1
City of Oshkosh D12 W23B	28	1	.	.	.
City of Oshkosh D12 W24	366	13	.	.	.
City of Oshkosh D13 W25A	121	6	.	.	.
City of Oshkosh D13 W25B	369	301	1
City of Oshkosh D13 W26	399	13	.	.	.
City of Oshkosh D14 W27	554	341	0
City of Oshkosh D14 W28A	398	403	2
City of Oshkosh D14 W28B	127	4	.	.	.
City of Oshkosh D15 W29A	137	220	0
City of Oshkosh D15 W29B	0	0	.	.	.
City of Oshkosh D16 W30	56	2	.	.	.
City of Oshkosh D16 W31	238	6	.	.	.
City of Oshkosh D16 W32	0	0	.	.	.
City of Oshkosh D15 W33	23	0	.	.	.
City of Oshkosh D12 W34	1	0	.	.	.
City of Oshkosh D10 W35	1	0	.	.	.
City of Oshkosh D7 W36	0	0	.	.	.
City of Oshkosh D9 W37	0	0	.	.	.
Total	1572	3982	7	13757	19130	52	10017	260	11228	10571	59

STATEMENT OF VOTES CAST
 WINNEBAGO COUNTY, WISCONSIN
 NOVEMBER 4, 2014 GENERAL ELECTION
 OFFICIAL RESULTS

Date: 11/12/14
 Time: 16:10:55
 Page: 9 of 12

	Assembly D55			Assembly D56		Assembly D57			Sheriff	
	Mark Westphal (DEM)	Mike Rohrkaste (REP)	Scattering	Dave Murphy (REP)	Scattering	Amanda Stueck (DEM)	Chris Klein (REP)	Scattering	John F. Matz (REP)	Scattering
Jurisdiction Wide										
Town of Algoma W1-2,7-10	-	-	-	-	-	-	-	-	1469	17
Town of Algoma W3-6	-	-	-	-	-	-	-	-	1474	14
Town of Black Wolf W1-3	-	-	-	-	-	-	-	-	1119	5
Town of Clayton W1-7	617	1359	2	-	-	-	-	-	1660	16
Town of Menasha W1,2,4,7	893	1529	3	-	-	-	-	-	2033	23
Town of Menasha W3,5,6	877	1228	0	-	-	-	-	-	1711	28
Town of Menasha W8-10	-	-	-	-	-	694	779	2	1156	30
Town of Menasha W11-13	-	-	-	-	-	644	544	6	911	25
Town of Neenah W1-4	713	1083	0	-	-	-	-	-	1507	17
Town of Nekimi W1,2	-	-	-	-	-	-	-	-	600	8
Town of Nepeuskun W1	-	-	-	-	-	-	-	-	294	2
Town of Omro W1-3	-	-	-	-	-	-	-	-	876	10
Town of Oshkosh W1A-5	-	-	-	-	-	-	-	-	1096	10
Town of Oshkosh W1B	-	-	-	-	-	-	-	-	26	1
Town of Poygan W1,2	-	-	-	481	5	-	-	-	505	4
Town of Rushford W1,2	-	-	-	-	-	-	-	-	575	8
Town of Utica W1,2	-	-	-	-	-	-	-	-	572	3
Town of Vinland W1A,2	-	-	-	782	17	-	-	-	854	9
Town of Vinland W1B	-	-	-	2	0	-	-	-	3	0
Town of Winchester W1,2	-	-	-	727	15	-	-	-	764	11
Town of Winneconne W1-4	-	-	-	997	22	-	-	-	1032	17
Town of Winneconne W5	-	-	-	2	0	-	-	-	3	0
Town of Wolf River W1,2A	-	-	-	337	6	-	-	-	358	5
Town of Wolf River W2B,2C	-	-	-	170	1	-	-	-	168	1
Village of Winneconne W1-4	-	-	-	840	25	-	-	-	886	19
City of Appleton W31	-	-	-	-	-	26	37	0	51	2
City of Appleton W32	-	-	-	-	-	105	109	3	160	3
City of Menasha D1,2 W1A,2,4,7	-	-	-	-	-	695	693	4	1080	44
City of Menasha D1,2 W1B	0	0	0	-	-	-	-	-	0	0
City of Menasha D6 W3,14,15,30	-	-	-	-	-	356	340	2	545	15
City of Menasha D3,4 W5A,6,8,9,23-29,31	-	-	-	-	-	812	685	3	1181	32
City of Menasha D4 W5B	0	0	0	-	-	-	-	-	0	0
City of Menasha D5,7 W10-13,21,22	-	-	-	-	-	838	767	0	1257	40
City of Neenah W1-4	879	863	9	-	-	-	-	-	1286	47
City of Neenah W5-8	714	652	2	-	-	-	-	-	1078	27
City of Neenah W9-12	851	1195	4	-	-	-	-	-	1551	31
City of Neenah W13-16	754	983	1	-	-	-	-	-	1418	28
City of Neenah W17-20	808	705	3	-	-	-	-	-	1177	19
City of Neenah W21-25	902	1231	4	-	-	-	-	-	1700	34
City of Omro W1-8	-	-	-	-	-	-	-	-	1062	26
City of Oshkosh D1 W1	-	-	-	-	-	-	-	-	659	11
City of Oshkosh D1 W2	-	-	-	-	-	-	-	-	569	26
City of Oshkosh D2 W3	-	-	-	-	-	-	-	-	671	26
City of Oshkosh D2 W4	-	-	-	-	-	-	-	-	582	24
City of Oshkosh D3 W5	-	-	-	-	-	-	-	-	434	31
City of Oshkosh D3 W6	-	-	-	-	-	-	-	-	520	32
City of Oshkosh D4 W7	-	-	-	-	-	-	-	-	696	30
City of Oshkosh D4 W8	-	-	-	-	-	-	-	-	594	34
City of Oshkosh D5 W9	-	-	-	-	-	-	-	-	355	31
City of Oshkosh D5 W10	-	-	-	-	-	-	-	-	652	22
City of Oshkosh D6 W11	-	-	-	-	-	-	-	-	604	27
City of Oshkosh D6 W12	-	-	-	-	-	-	-	-	505	26
City of Oshkosh D7 W13	-	-	-	-	-	-	-	-	732	25
City of Oshkosh D7 W14	-	-	-	-	-	-	-	-	721	19

STATEMENT OF VOTES CAST
 WINNEBAGO COUNTY, WISCONSIN
 NOVEMBER 4, 2014 GENERAL ELECTION
 OFFICIAL RESULTS

Date: 11/12/14
 Time: 16:10:55
 Page: 10 of 12

	Assembly D55			Assembly D56		Assembly D57			Sheriff	
	Mark Westphal (DEM)	Mike Rohrkaste (REP)	Scattering	Dave Murphy (REP)	Scattering	Amanda Stueck (DEM)	Chris Klein (REP)	Scattering	John F. Matz (REP)	Scattering
City of Oshkosh D8 W15	674	16
City of Oshkosh D8 W16	870	17
City of Oshkosh D9 W17	624	22
City of Oshkosh D9 W18	795	9
City of Oshkosh D10 W19	607	8
City of Oshkosh D10 W20	341	3
City of Oshkosh D11 W21	602	8
City of Oshkosh D11 W22A	1002	10
City of Oshkosh D11 W22B	0	0
City of Oshkosh D12 W23A	651	8
City of Oshkosh D12 W23B	28	2
City of Oshkosh D12 W24	381	4
City of Oshkosh D13 W25A	129	1
City of Oshkosh D13 W25B	486	19
City of Oshkosh D13 W26	425	12
City of Oshkosh D14 W27	626	24
City of Oshkosh D14 W28A	594	10
City of Oshkosh D14 W28B	130	3
City of Oshkosh D15 W29A	308	2
City of Oshkosh D15 W29B	0	0
City of Oshkosh D16 W30	60	0
City of Oshkosh D16 W31	243	6
City of Oshkosh D16 W32	0	0
City of Oshkosh D15 W33	24	0
City of Oshkosh D12 W34	2	0
City of Oshkosh D10 W35	2	0
City of Oshkosh D7 W36	0	0
City of Oshkosh D9 W37	0	0
Total	8008	10828	28	4338	91	4170	3954	20	53096	1179

STATEMENT OF VOTES CAST
WINNEBAGO COUNTY, WISCONSIN
NOVEMBER 4, 2014 GENERAL ELECTION
OFFICIAL RESULTS

Date: 11/12/14
Time: 16:10:56
Page: 11 of 12

	Coroner		Clerk of Circuit Court		Question 1	
	Barry Busby (REP)	Scattering	Melissa M. Konrad (REP)	Scattering	YES	NO
Jurisdiction Wide						
Town of Algoma W1-2,7-10	1476	14	1432	11	1346	215
Town of Algoma W3-6	1463	12	1420	9	1376	280
Town of Black Wolf W1-3	1115	6	1095	4	980	195
Town of Clayton W1-7	1645	14	1643	13	1447	298
Town of Menasha W1,2,4,7	2009	14	1996	11	1921	355
Town of Menasha W3,5,6	1697	20	1682	24	1636	256
Town of Menasha W8-10	1153	25	1137	26	1208	205
Town of Menasha W11-13	909	18	907	19	892	170
Town of Neenah W1-4	1496	13	1474	11	1405	223
Town of Nekimi W1,2	594	9	589	5	507	110
Town of Nepeuskun W1	293	1	287	1	252	65
Town of Omro W1-3	857	15	847	12	851	168
Town of Oshkosh W1A-5	1088	10	1066	8	1029	175
Town of Oshkosh W1B	26	1	25	1	20	4
Town of Poygan W1,2	508	5	503	4	448	117
Town of Rushford W1,2	572	9	569	4	519	93
Town of Utica W1,2	567	6	557	2	521	93
Town of Vinland W1A,2	847	10	838	7	779	138
Town of Vinland W1B	2	0	3	0	3	0
Town of Winchester W1,2	757	6	757	7	689	129
Town of Winneconne W1-4	1034	16	1023	14	929	196
Town of Winneconne W5	3	0	3	0	2	1
Town of Wolf River W1,2A	351	4	352	3	315	71
Town of Wolf River W2B,2C	170	0	167	1	152	38
Village of Winneconne W1-4	891	10	869	18	789	179
City of Appleton W31	48	1	46	3	50	10
City of Appleton W32	160	3	160	3	176	23
City of Menasha D1,2 W1A,2,4,7	1083	36	1073	32	1129	218
City of Menasha D1,2 W1B	0	0	0	0	0	0
City of Menasha D6 W3,14,15,30	534	11	533	10	572	100
City of Menasha D3,4 W5A,6,8,9,23-29,31	1185	26	1172	28	1193	228
City of Menasha D4 W5B	0	0	0	0	0	0
City of Menasha D5,7 W10-13,21,22	1258	31	1236	34	1320	229
City of Neenah W1-4	1283	42	1273	37	1361	284
City of Neenah W5-8	1079	23	1071	24	1120	168
City of Neenah W9-12	1553	27	1544	27	1595	318
City of Neenah W13-16	1420	13	1401	12	1389	261
City of Neenah W17-20	1172	18	1154	19	1208	199
City of Neenah W21-25	1693	26	1682	22	1677	314
City of Omro W1-8	1054	25	1036	20	976	175
City of Oshkosh D1 W1	668	10	653	7	668	106
City of Oshkosh D1 W2	570	25	560	21	568	134
City of Oshkosh D2 W3	662	20	657	23	490	148
City of Oshkosh D2 W4	587	12	581	19	444	123
City of Oshkosh D3 W5	443	24	431	24	417	121
City of Oshkosh D3 W6	516	30	513	24	516	115
City of Oshkosh D4 W7	700	31	681	25	702	179
City of Oshkosh D4 W8	607	31	580	26	605	133
City of Oshkosh D5 W9	369	24	362	24	344	66
City of Oshkosh D5 W10	674	15	640	20	651	148
City of Oshkosh D6 W11	600	23	593	18	559	136
City of Oshkosh D6 W12	511	23	500	19	490	121
City of Oshkosh D7 W13	738	17	727	14	727	127
City of Oshkosh D7 W14	732	10	704	12	654	156

STATEMENT OF VOTES CAST
WINNEBAGO COUNTY, WISCONSIN
NOVEMBER 4, 2014 GENERAL ELECTION
OFFICIAL RESULTS

Date: 11/12/14
Time: 16:10:56
Page: 12 of 12

	Coroner		Clerk of Circuit Court		Question 1	
	Barry Busby (REP)	Scattering	Melissa M. Konrad (REP)	Scattering	YES	NO
City of Oshkosh D8 W15	684	13	650	15	624	156
City of Oshkosh D8 W16	869	11	843	10	852	140
City of Oshkosh D9 W17	631	16	622	15	623	129
City of Oshkosh D9 W18	803	9	779	6	759	118
City of Oshkosh D10 W19	605	7	597	6	557	131
City of Oshkosh D10 W20	327	3	326	2	294	57
City of Oshkosh D11 W21	601	6	592	5	560	99
City of Oshkosh D11 W22A	1002	10	984	10	983	163
City of Oshkosh D11 W22B	0	0	0	0	0	0
City of Oshkosh D12 W23A	657	9	639	6	629	144
City of Oshkosh D12 W23B	29	3	28	2	31	6
City of Oshkosh D12 W24	379	4	376	5	390	64
City of Oshkosh D13 W25A	132	0	126	1	125	31
City of Oshkosh D13 W25B	497	14	479	13	484	98
City of Oshkosh D13 W26	420	5	424	6	378	99
City of Oshkosh D14 W27	637	17	606	18	637	121
City of Oshkosh D14 W28A	604	11	575	10	587	116
City of Oshkosh D14 W28B	135	2	130	2	126	26
City of Oshkosh D15 W29A	307	4	305	0	268	51
City of Oshkosh D15 W29B	0	0	0	0	0	0
City of Oshkosh D16 W30	60	0	60	0	55	9
City of Oshkosh D16 W31	242	6	240	4	224	59
City of Oshkosh D16 W32	0	0	0	0	0	0
City of Oshkosh D15 W33	23	1	22	0	25	4
City of Oshkosh D12 W34	2	0	1	0	1	0
City of Oshkosh D10 W35	2	0	2	0	2	0
City of Oshkosh D7 W36	0	0	0	0	0	0
City of Oshkosh D9 W37	0	0	0	0	0	0
Total	53070	966	52210	898	50831	9935