



Public Health
Prevent. Promote. Protect.

**Winnebago County
Health Department**

Winnebago County Health Department Municipalities Weekly COVID Data Summary

November 25, 2020

Summary

- **Stay at home.** There are thousands of people currently infected with COVID-19 in Winnebago County and thousands more that have been exposed and may develop the disease. Many do not know they are infected and others are knowingly breaking isolation and quarantine. **Assume that every public place you are in has a risk of exposure to you.** Wear a mask, keep your distance at all times in public, and minimize your time in any indoor environment outside your home. Assume household members that are active outside of the home can infect you. Group gatherings and a lack of physical distancing in indoor spaces remain the most important contributors to the pandemic in this area.
- When you seek goods and services, support businesses that engage in precautionary measures to keep our communities safe. If a business is not following safe practices, consider speaking with management or reporting your concern to the health department through this [form](#).
- Support local businesses. Use local curbside pickup and delivery to help support local service industries.
- **Deaths are on the rise.** Over 40% of the 90 confirmed COVID-19 deaths in our jurisdiction have occurred in the past 4 weeks.
- COVID-19 hospitalizations are at record levels across the state. In our region, **COVID-19 hospitalizations remain dangerously high.** As of 11/25/20, Fox Valley area hospitals had 126 COVID-19 patients hospitalized, a decrease from the 146 patients last week. [The Wisconsin State Fair Park Alternate Care Facility](#) currently has 9 patients.
- Due to the holiday weekend and lack of community testing availability, it is likely we will see numbers of cases drop early next week as those results are reported. This is likely to be followed later next week with higher case numbers due to an increased demand for testing after the holiday. Please continue to look at the weekly trends to best assess current case activity. With the increase in antigen testing it is important to look at the total confirmed plus probable case numbers to understand the current burden. Positive antigen results are considered a probable case.
- The confirmed case rate over the past 2 weeks for our jurisdiction is 935.9 cases per 100,000, a decrease from the 1,119.4 cases per 100,000 reported last week. This confirmed case rate does NOT include probable cases, which we have seen an increase in recently. The doubling time for our confirmed cases is 66.3 days. For all of Winnebago County, the case rate over the past 2 weeks is 1,104.9, and for the Fox Valley [HERC](#) region it is 1,058.3*, putting both at a **critically high burden level.**
- The number of cases (confirmed/probables) in the first week of this 2-week timeframe was 860/263 and for this most recent week is 579/285. Cases are now generally distributed throughout all jurisdictions and adult age groups. Individuals aged 25-29 had the highest confirmed case rate of 1,460.7 per 100,000 over the past 2 weeks. Rates are lower in those under 18 (491.5 per 100,000).
- **Testing percent positivity of positive PCR tests is at 12.5%** for the past 2 weeks which is still far from our goal of remaining below 5% positivity. Over the past two weeks an average of 855 PCR tests were conducted each day. The [regional COVID-19 testing site](#) at Sunnyview Expo Center in Oshkosh has averaged performing 369 tests per day over the past 2 weeks. Regional testing capacity has increased with additional National Guard sites open in other counties. If you have been tested, please stay home until you receive your test results and follow the guidance provided. Information on local testing availability over the holiday weekend is available on [our website](#).
- **Contact tracing capacity is significantly strained.** We are still able to reach out to all people who tested positive within 24-48 hours of being reported to the health department. Despite adding 31+ full-time equivalent contact tracing positions to our health department, we are unable to provide contact tracing for all confirmed cases. If you have tested positive, please notify close contacts. Our contact tracers are seeing significant community spread.
- [Older adults and people with underlying medical conditions](#) should take extra precautions to stay safe.

Background Information

This report provides *preliminary* data on the confirmed COVID-19 cases from November 11 – November 24, 2020. **A person is counted as a confirmed COVID-19 case if they had a positive confirmatory laboratory test (for example, polymerase chain reaction (PCR) tests or nucleic acid amplification tests (NAT) that detect genetic material of SARS-CoV-2, the virus that causes COVID-19). Antigen positive tests are counted as probable cases and are not currently included in the case count rates and graphs in this report.**

Dates utilized for all graphs and tables are based on test result date and may not represent final case counts. Data may be underreported for recent days because results can take multiple days to be reported to the health department. This means the number of tests and percent positivity may change in next week's report. As this is a weekly report for the past 14 days, there will always be a week of overlap between reports.

*The COVID-19 data provided in this report is specific to the Winnebago County Health Department (WCHD) jurisdiction (population: 153,748). It does not include the portions of the City of Menasha or City of Appleton that fall within Winnebago County as those areas fall within the jurisdiction of the [City of Menasha Health Department](#) and [City of Appleton Health Department](#). With the increased amount of testing occurring in correctional facilities, starting October 3, 2020, data reports from the Winnebago County Health Department will not include test results from those living in Wisconsin Department of Corrections facilities, which includes the Oshkosh Correctional Institute. You can find testing data for the Wisconsin Department of Corrections on [this website](#).

Data provided on the [Department of Health Services website](#) may be different than the information provided by WCHD because the state reports data for the entire county based on address, which includes those portions of Menasha and Appleton as well as the correctional facilities.

For additional Winnebago County Health Department COVID-19 information:

- [WCHD COVID-19 Webpage](#)
- [General Weekly Data Summaries](#)
- [School District Weekly Data Summaries](#)

Confirmed Cases by Municipality for the Past Two Weeks (November 11 - November 24)

Municipality	Confirmed Case Count for past 2 weeks	Case Rate (per 100,000)	Burden**	Population***
City of Oshkosh	696	1,045.1	Critically High	66,595
City of Neenah	243	922.8	Very High	26,333
Village of Fox Crossing	147	770.0	Very High	19,090
City of Omro	33	920.8	<i>The populations in these municipalities are too small to provide burden status. Case rates fluctuate greatly with small population sizes. Interpret with caution, rely more on case counts and trend of case counts over time to estimate risks.</i> <i>Data is suppressed for municipalities with fewer than five confirmed cases in the past two weeks. See Case Rate by region graph on page 4.</i>	3,584
Town of Algoma	59	850.3		6,939
Town of Black Wolf	31	1,267.4		2,446
Town of Clayton	27	643.9		4,193
Town of Neenah	25	688.3		3,632
Town of Nekimi	23	1,617.4		1,422
Town of Nepeuskun	Less than 5 cases			743
Town of Omro	12	516.1		2,325
Town of Oshkosh	25	1,008.1		2,480
Town of Poygan	13	979.7		1,327
Town of Rushford	6	372.2		1,612
Town of Utica	12	897.5		1,337
Town of Vinland	17	979.3		1,736
Town of Winchester	21	1,151.3		1,824
Town of Winneconne	24	985.2		2,436
Town of Wolf River	5	418.4		1,195
Village of Winneconne	16	640.3		2,499
Rural Regions****				
Central	85	786.1	Very High	10,844
Northeast	69	722.4	Very High	9,561
Southeast	138	1,040.3	Critically High	13,287
West	61	759.8	Very High	8,038
Winnebago County Health Department Jurisdiction	1,439	935.9	Very High	153,748
Winnebago County	1,871	1,104.9	Critically High	169,861
Wisconsin	83,553	1,445.3	Critically High	

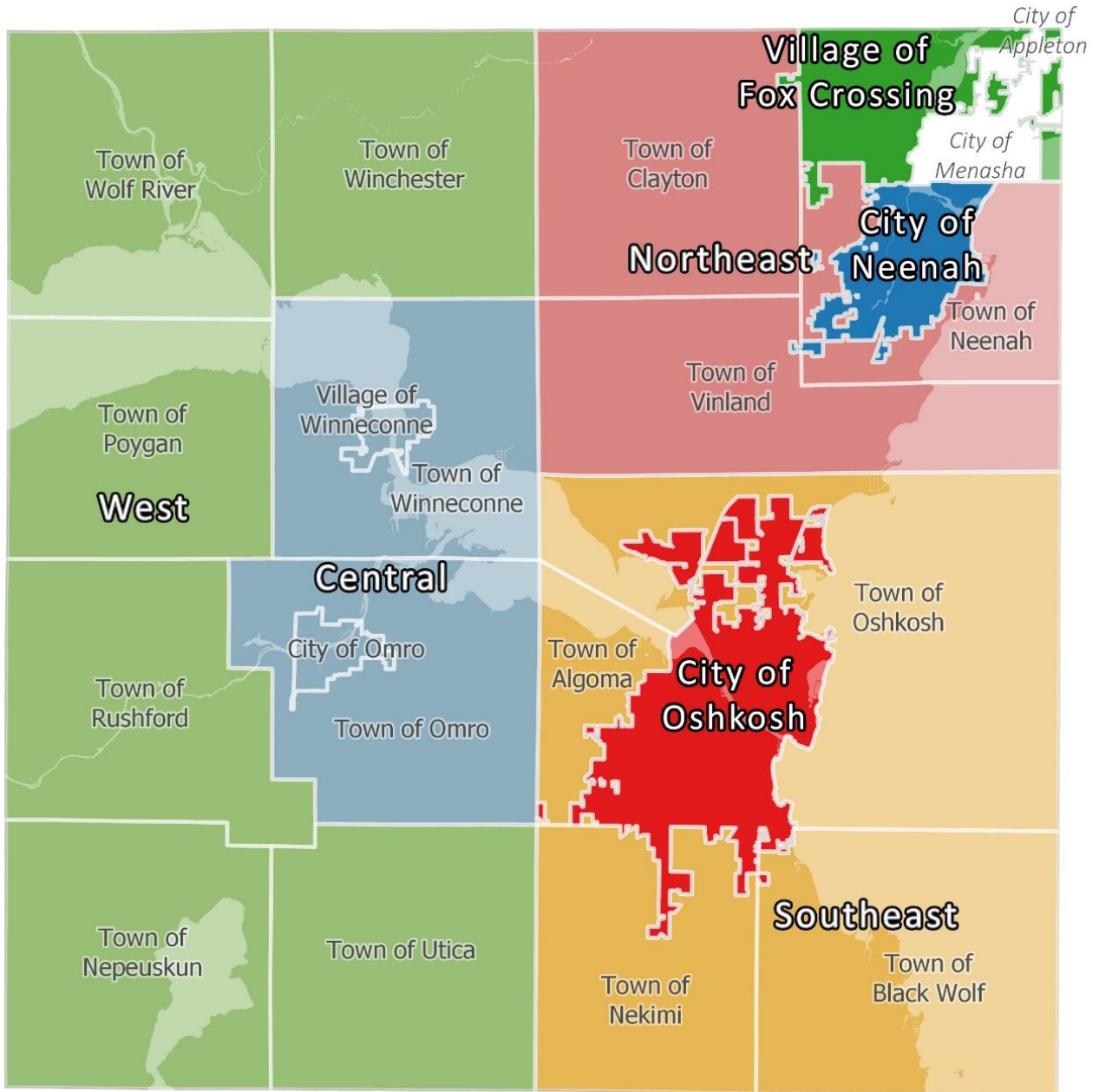
**Burden is based off of the case rate per 100,000 people in the past two weeks. See table on page 3 for more information on Burden Status for our county. Visit the DHS website for more information on this indicator at the state level

<https://www.dhs.wisconsin.gov/covid-19/local.htm>

***Population for municipality was retrieved from https://doa.wi.gov/DIR/Final_Ests_Muni_2020.pdf. Winnebago County Health Department Jurisdiction does not include the portions of the City of Menasha and the City of Appleton that fall within Winnebago County but report to their own health departments.

****Due to population size, the smaller municipalities were grouped together into rural regions (See map on pg. 3)

Winnebago County Map by Regions



- **West:** Towns of Nepeuskun, Poygan, Rushford, Utica, Winchester, and Wolf River
- **Northeast:** Towns of Clayton, Neenah, and Vinland
- **Southeast:** Towns of Algoma, Black Wolf, Nekimi, and Oshkosh
- **Central:** City of Omro, Towns of Omro & Winneconne, and Village of Winneconne

Number of Confirmed Cases and Rate per 100,000 People for Select Municipalities in the Past Two Weeks (November 11 – November 24)

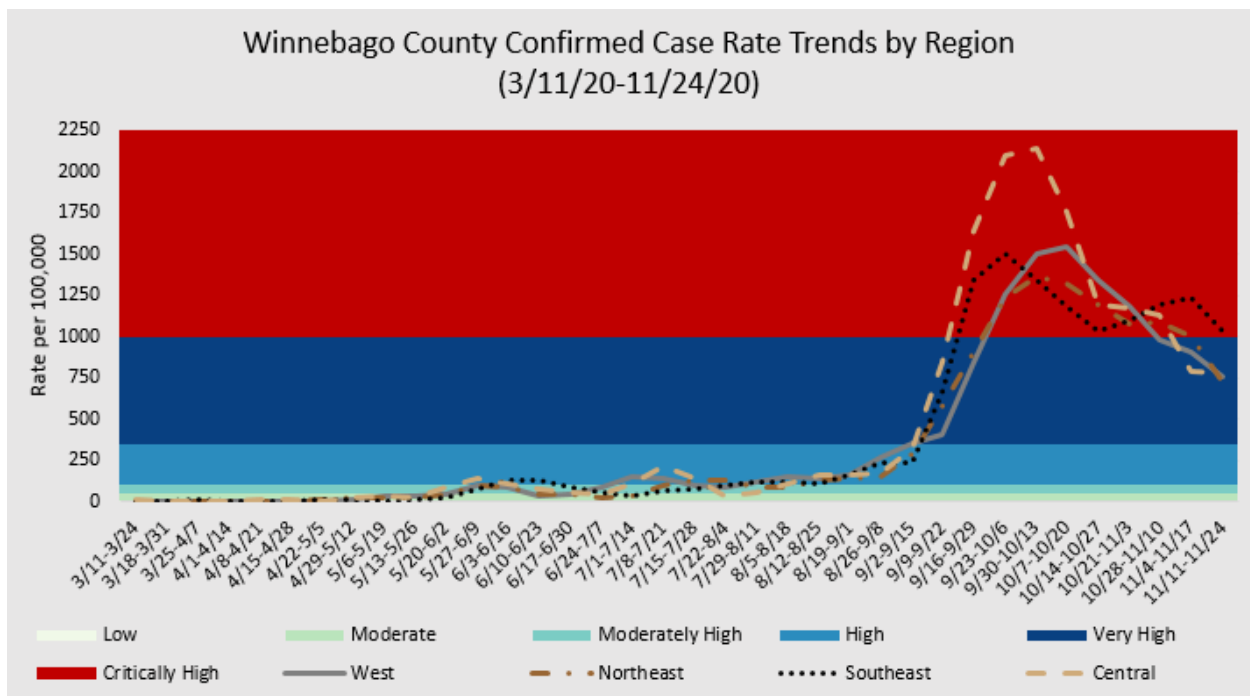
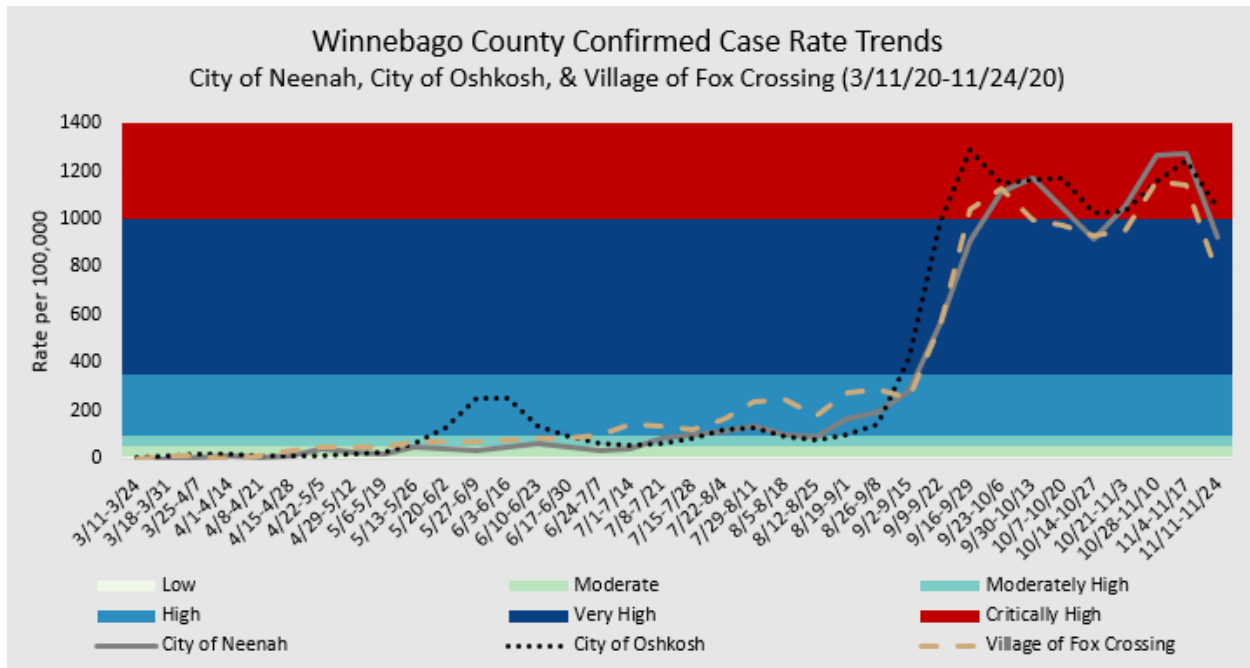
Age Group	City of Neenah			City of Oshkosh			Village of Fox Crossing		
	Number of cases	Rate per 100,000	Pop.	Number of cases	Rate per 100,000	Pop.	Number of cases	Rate per 100,000	Pop.
<18	40	630.2	6,347	55	464.7	11,836	21	549.0	3,825
18-24	25	1,341.2	1,864	133	1,026.1	12,962	19	1,090.1	1,743
25-29	20	1,109.3	1,803	94	1,786.7	5,261	18	1,197.6	1,503
30-39	50	1,453.9	3,439	101	1,137.1	8,882	25	957.5	2,611
40-49	40	1,186.6	3,371	81	1,081.3	7,491	10	560.2	1,785
50-59	27	701.3	3,850	86	1,048.0	8,206	18	531.8	3,385
60-69	21	766.7	2,739	65	1,148.8	5,658	18	860.8	2,091
70-79	11	711.1	1,547	52	1,620.4	3,209	8	652.0	1,227
80+	9	971.9	926	29	934.0	3,105	10	1,618.1	618
Total	243			696			147		

Burden Status	Case Rate per 100,000 residents in the past two weeks	City of Neenah	City of Oshkosh	Village of Fox Crossing
		Low	Case rate is less than or equal to 10.	Less than 3 cases.
Moderate	Case rate is greater than 10, but less than or equal to 50.	Greater than 3 cases, but less than or equal to 13 cases.	Greater than 7 case, but less than or equal to 33 cases.	Greater than 2 cases, but less than or equal to 10 cases.
Moderately High	Case rate is greater than 50, but less than or equal to 100.	Greater than 13 cases, but less than or equal to 26 cases.	Greater than 33 cases, but less than or equal to 67 cases.	Greater than 10 cases, but less than or equal to 19 cases.
High	Case rate is greater than 100, but less than or equal to 350.	Greater than 26 cases, but less than or equal to 92 cases.	Greater than 67 cases, but less than or equal to 233 cases.	Greater than 19 cases, but less than or equal to 67 cases.
Very High	Case rate is greater than 350, but less than or equal to 1,000 cases	Greater than 92 cases, but less than or equal to 263 cases.	Greater than 233 cases, but less than or equal to 666 cases.	Greater than 67 cases, but less than or equal to 191 cases.
Critically High	Case rate is greater than 1,000.	Greater than 263 cases.	Greater than 666 cases.	Greater than 191 cases.

Case rate is determined by number of new confirmed cases during the past two weeks, divided by population in the municipality, multiplied by 100,000. Rates can fluctuate greatly with small population sizes making it difficult to call out high rates. Burden Status will only be provided for City of Neenah, City of Oshkosh, and Village of Fox Crossing due to population size. Number of cases for each Burden Status refers to the number of confirmed cases during a two-week time span.

Confirmed Case Rate Trends by Municipality

The graphs below show confirmed case rate per 100,000 people by municipalities. These case rates are based on confirmed case counts during a two-week time span.



****Due to population size, the smaller municipalities were grouped together into the following rural regions
(See map on pg. 3)

- West: Towns of Nepeuskun, Poygan, Rushford, Utica, Winchester, and Wolf River
- Northeast: Towns of Clayton, Neenah, and Vinland
- Southeast: Towns of Algoma, Black Wolf, Nekimi, and Oshkosh
- Central: City of Omro, Towns of Omro & Winneconne, and Village of Winneconne

Active Cases and Total Number of Confirmed Cases by Municipality

(3/11/20-11/25/20)

A person is counted as an active COVID-19 case if they had a positive confirmatory laboratory test (for example, a test that detects the virus in the nose or throat) and are currently in isolation and being followed by a disease investigator.

Municipality	Active Cases		Total Cases
	Number of Active Cases	Percent	Total Number of Confirmed Cases
City of Oshkosh	483	10%	4,704
City of Neenah	160	10%	1,630
Village of Fox Crossing	106	9%	1,221
City of Omro	18	5%	340
Town of Algoma	29	6%	472
Town of Black Wolf	22	12%	177
Town of Clayton	14	5%	281
Town of Neenah	17	8%	212
Town of Nekimi	16	15%	105
Town of Nepeuskun	0	0%	48
Town of Omro	9	6%	158
Town of Oshkosh	19	11%	168
Town of Poygan	10	13%	77
Town of Rushford	Less than 5 cases		98
Town of Utica	8	9%	86
Town of Vinland	14	14%	100
Town of Winchester	16	12%	138
Town of Winneconne	18	10%	189
Town of Wolf River	Less than 5 cases		83
Village of Winneconne	15	8%	190
Rural Regions****			
Central	60	33%	877
Northeast	45	22%	593
Southeast	86	20%	922
West	42	31%	530
Winnebago County Health Department Jurisdiction	982	9%	10,477
Wisconsin	75,233	20%	369,380

- Data is suppressed for municipalities with fewer than five active confirmed cases.