



**Public Health**  
Prevent. Promote. Protect.

**Winnebago County  
Health Department**

# Winnebago County Health Department Municipalities Weekly COVID Data Summary

October 29, 2020

## Summary

- We are experiencing **sustained uncontrolled spread of COVID-19** that is threatening all aspects of community life. This is NOT a short spike in new cases. The Oshkosh-Neenah area has been listed multiple weeks in a row by the [New York Times](#) as one of the worst outbreak areas in the nation. In general, rates of new cases in the rural areas of the county now exceed rates in the cities.
- **Stay at Home.** There are thousands of people currently infected with COVID-19 in Winnebago County and thousands more that have been exposed and may develop the disease. Many do not know they are infected and others are knowingly breaking isolation and quarantine. **Assume that every public place you are in has a risk of exposure to you.** Wear a mask, keep your distance at all times in public, and minimize your time in any indoor environment outside your home. Assume household members that are active outside of the home can infect you. Group gatherings and a lack of physical distancing in indoor spaces remain the most important contributors to the pandemic in this area.
- **Deaths are on the rise.** Nearly half of the 51 confirmed COVID-19 deaths in our jurisdiction have occurred in the past month.
- COVID-19 hospitalizations are at record levels across the state. In our region, **COVID-19 hospitalizations remain dangerously high.** As of 10/28/20, Fox Valley area hospitals had 146 COVID-19 patients hospitalized, an increase from the 131 hospitalized patients last week. [The Wisconsin State Fair Park Alternate Care Facility](#) currently has 5 patients.
- The extraordinarily high rates of cases have caused school closings, business closings and are challenging available hospital capacity. **We need everyone to stay home, wear a mask, and physically distance.**
- The confirmed case rate over the past 2 weeks for our jurisdiction is 1,006.8 cases per 100,000, a decrease from the 1,149.9 per 100,000 reported last week. The doubling time for our cases is 40.5 days. For all of Winnebago County, the case rate over the past 2 weeks is 1,296.8, and for the Fox Valley [HERC](#) region it is 1,333.9\*, putting both at a **very high burden level.**
- The number of new cases is starting to decline but still continues to exceed the ability of testing and case investigation to control the spread of illness. The number of cases in the first week of this 2-week timeframe was 818 and for this most recent week is 730.
- Individuals aged 25-29 and 30-39 had the highest confirmed case rate of 1,332.4 and 1,343.8 per 100,000 over the past 2 weeks, respectively. Case rates among the 18-24 age group have declined across recent weeks.
- **Testing percent positivity is at 16.6%** for the past 2 weeks which is still far from our goal of remaining below 5% positivity. The [regional COVID-19 testing site](#) at Sunnyview Expo Center in Oshkosh has averaged performing 488 tests per day over the past 2 weeks. Regional testing capacity is increasing with additional National Guard sites open in other counties. If you have been tested, please stay home until you receive your test results and follow the guidance provided.
- **Contact tracing capacity has been overwhelmed.** Our goal is to reach out to all confirmed cases within 24-48 hours of being reported to the health department. Given the current surge in positive cases, our ability to do contact tracing has been strained. Only the highest risk close contacts are being contacted directly by public health – we are asking confirmed cases to reach out to all other close contacts themselves. This is despite adding nearly 30 full-time equivalent contact tracing positions to our health department.
- [Older adults and people with underlying medical conditions](#) are most at risk. If you have cancer, chronic kidney disease, COPD, obesity, serious heart conditions, sickle cell disease, or diabetes, you should take these warnings very seriously and take extra precautions to stay safe.

## Background Information

This report provides *preliminary* data on the confirmed COVID-19 cases from October 14 – October 27, 2020 for municipalities located within the Winnebago County Health Department jurisdiction. Dates utilized for all graphs and tables are based on test result date and may not represent final case counts. Data may be underreported for recent days because results can take multiple days to be reported to the health department. As this is a weekly report for the past 14 days, there will always be a week of overlap between reports.

\*The COVID-19 data provided in this report is specific to the Winnebago County Health Department (WCHD) jurisdiction (population: 153,748). It does not include the portions of the City of Menasha or City of Appleton that fall within Winnebago County as those areas fall within the jurisdiction of the [City of Menasha Health Department](#) and [City of Appleton Health Department](#). With the increased amount of testing occurring in correctional facilities, starting October 3, 2020, data reports from the Winnebago County Health Department will not include test results from those living in Wisconsin Department of Corrections facilities, which includes the Oshkosh Correctional Institute. You can find testing data for the Wisconsin Department of Corrections on [this website](#).

Data provided on the [Department of Health Services website](#) may be different than the information provided by WCHD because the state reports data for the entire county based on address, which includes those portions of Menasha and Appleton as well as the correctional facilities.

### **For additional Winnebago County Health Department COVID-19 information:**

- [WCHD COVID-19 Webpage](#)
- [General Weekly Data Summaries](#)
- [School District Weekly Data Summaries](#)

## Confirmed Cases by Municipality for the Past Two Weeks (October 14- October 27)

Municipality	Confirmed Case Count for past 2 weeks	Case Rate (per 100,000)	Burden**	Population***
City of Oshkosh	667	1,001.6	Very High	66,595
City of Neenah	236	896.2	Very High	26,333
Village of Fox Crossing	169	885.3	Very High	19,090
City of Omro	54	1,506.7	<div>The populations in these municipalities are too small to provide burden status. Case rates fluctuate greatly with small population sizes. Interpret with caution, rely more on case counts and trend of case counts over time to estimate risks.</div> <div>Data is suppressed for municipalities with fewer than five confirmed cases in the past two weeks. See Case Rate by region graph on page 4.</div>	3,584
Town of Algoma	69	994.4		6,939
Town of Black Wolf	27	1,103.8		2,446
Town of Clayton	59	1,407.1		4,193
Town of Neenah	37	1,018.7		3,632
Town of Nekimi	21	1,476.8		1,422
Town of Nepeuskun	9	1,211.3		743
Town of Omro	29	1,247.3		2,325
Town of Oshkosh	18	725.8		2,480
Town of Poygan	13	979.7		1,327
Town of Rushford	16	992.6		1,612
Town of Utica	19	1,421.1		1,337
Town of Vinland	13	748.8		1,736
Town of Winchester	28	1,535.1		1,824
Town of Winneconne	24	985.2		2,436
Town of Wolf River	21	1,757.3		1,195
Village of Winneconne	19	760.3		2,499
Rural Regions****				
Central	126	1,165.3	Very High	10,844
Northeast	109	1,141.2	Very High	9,561
Southeast	135	1,017.6	Very High	13,287
West	106	1,320.4	Very High	8,038
Winnebago County Health Department Jurisdiction	1,548	1,006.8	Very High	153,748
Winnebago County	2,196	1,296.8	Very High	169,861
Wisconsin	51,549	891.7	Very High	

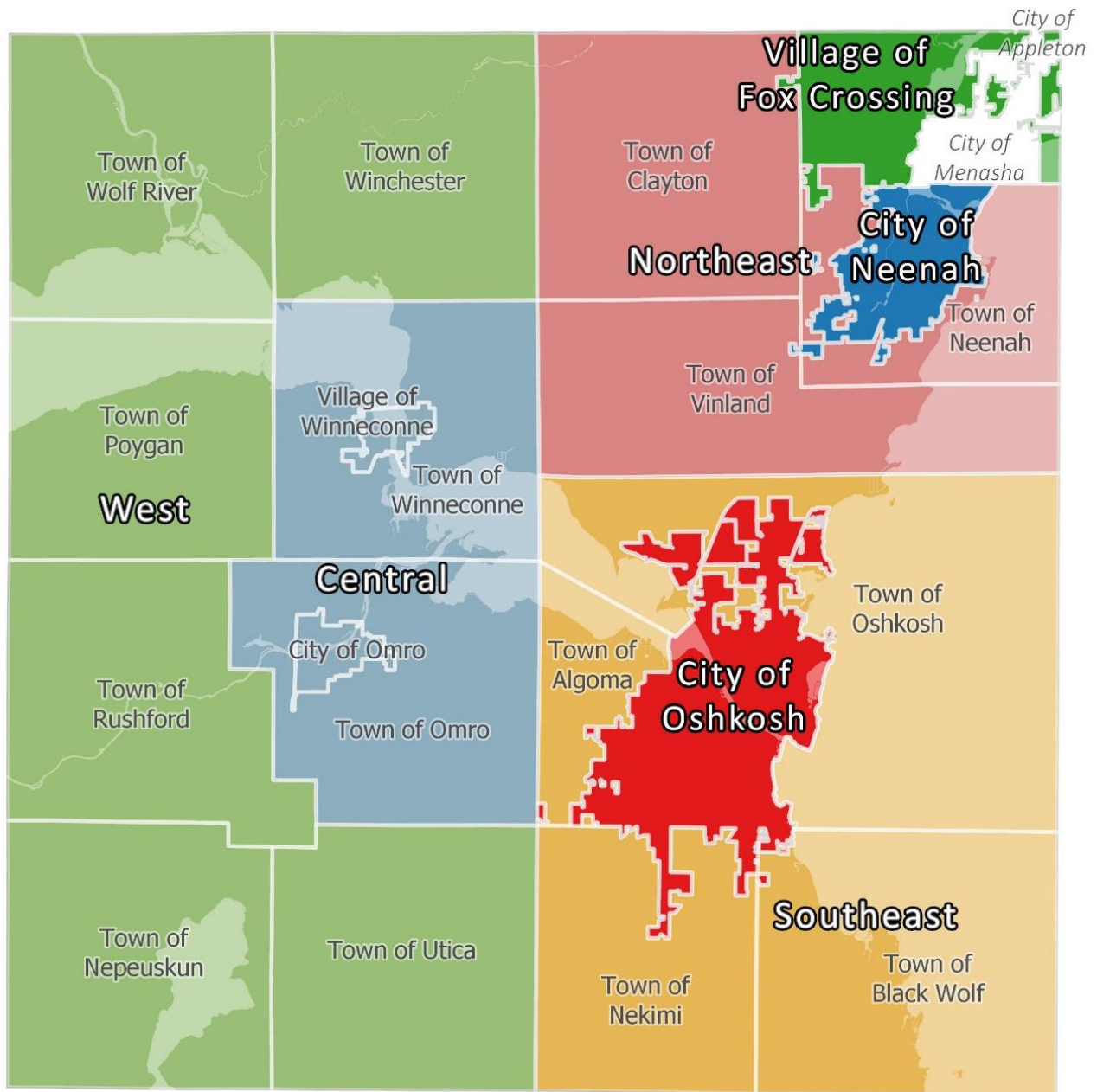
\*\*Burden is based off of the case rate per 100,000 people in the past two weeks. To be consistent with the state's burden status categories, we have renamed our 'critical' category to be labelled 'very high'. See table on page 3 for more information on Burden Status for our county. Visit the DHS website for more information on this indicator at the state level

<https://www.dhs.wisconsin.gov/covid-19/local.htm>

\*\*\*Population for municipality was retrieved from [https://doa.wi.gov/DIR/Final\\_Ests\\_Muni\\_2020.pdf](https://doa.wi.gov/DIR/Final_Ests_Muni_2020.pdf). Winnebago County Health Department Jurisdiction does not include the portions of the City of Menasha and the City of Appleton that fall within Winnebago County but report to their own health departments.

\*\*\*\*Due to population size, the smaller municipalities were grouped together into rural regions (See map on pg. 3)

## Winnebago County Map by Regions



- **West:** Towns of Nepeuskun, Poygan, Rushford, Utica, Winchester, and Wolf River
- **Northeast:** Towns of Clayton, Neenah, and Vinland
- **Southeast:** Towns of Algoma, Black Wolf, Nekimi, and Oshkosh
- **Central:** City of Omro, Towns of Omro & Winneconne, and Village of Winneconne

## Number of Confirmed Cases and Rate per 100,000 People for Select Municipalities in the Past Two Weeks (October 14 – October 27)

	City of Neenah			City of Oshkosh			Village of Fox Crossing		
Age Group	Number of cases	Rate per 100,000	Pop.	Number of cases	Rate per 100,000	Pop.	Number of cases	Rate per 100,000	Pop.
<18	27	425.4	6,347	45	380.2	11,836	15	392.2	3,825
18-24	15	804.7	1,864	91	702.1	12,962	19	1,090.1	1,743
25-29	24	1,331.1	1,803	70	1,330.5	5,261	15	998.0	1,503
30-39	43	1,250.4	3,439	119	1,339.8	8,882	25	957.5	2,611
40-49	36	1,067.9	3,371	86	1,148.0	7,491	28	1,568.6	1,785
50-59	42	1,090.9	3,850	122	1,486.7	8,206	21	620.4	3,385
60-69	19	693.7	2,739	73	1,290.2	5,658	35	1,673.8	2,091
70-79	12	775.7	1,547	41	1,277.7	3,209	6	489.0	1,227
80+	18	1,943.8	926	20	644.1	3,105	5	809.1	618
Total	236			667			169		

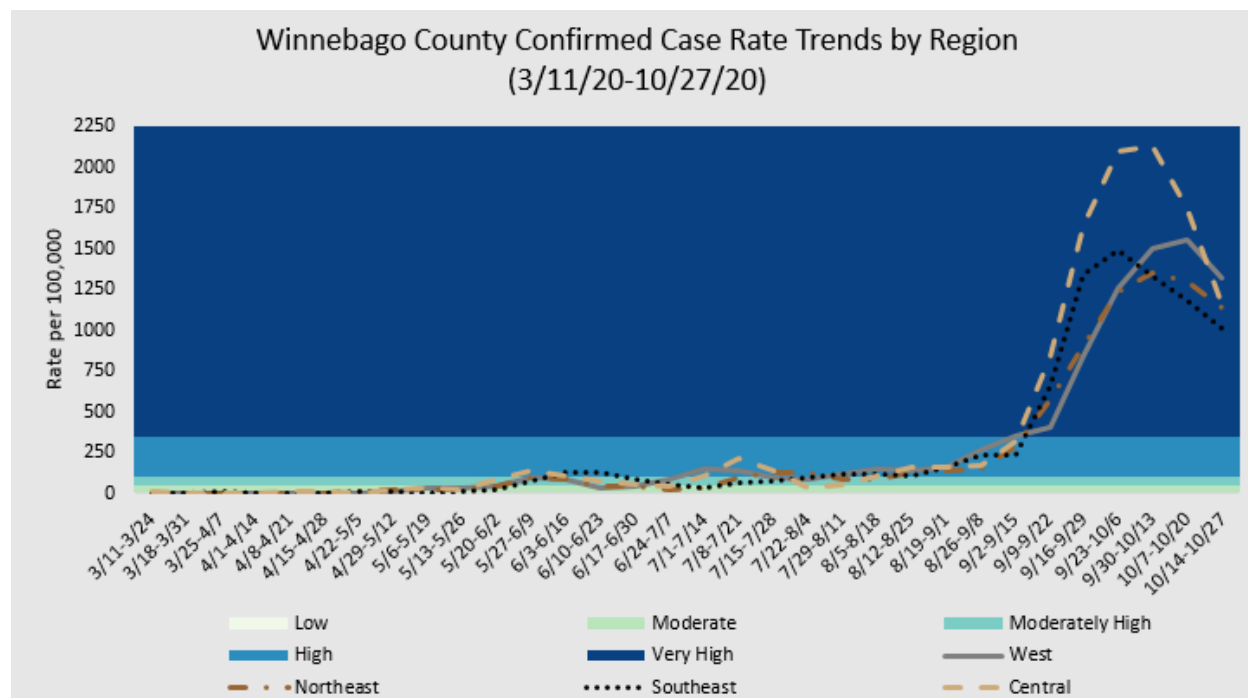
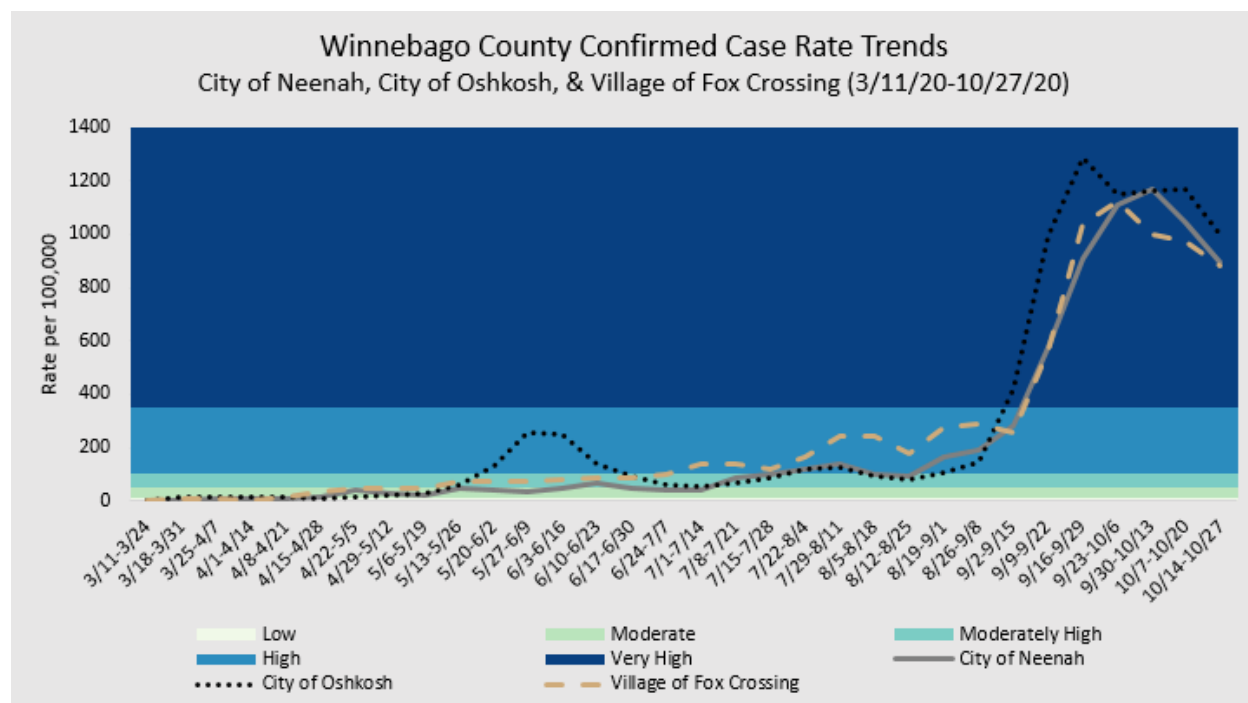
Burden Status	Case Rate per 100,000 residents in the past two weeks	City of Neenah	City of Oshkosh	Village of Fox Crossing
Low	Case rate is less than or equal to 10.	Less than 3 cases.	Less than 7 case.	Less than 2 cases.
Moderate	Case rate is greater than 10, but less than or equal to 50.	Greater than 3 cases, but less than or equal to 13 cases.	Greater than 7 case, but less than or equal to 33 cases.	Greater than 2 cases, but less than or equal to 9 cases.
Moderately High	Case rate is greater than 50, but less than or equal to 100.	Greater than 13 cases, but less than or equal to 26 cases.	Greater than 33 cases, but less than or equal to 67 cases.	Greater than 9 cases, but less than or equal to 19 cases.
High	Case rate is greater than 100, but less than or equal to 350.	Greater than 26 cases, but less than or equal to 91 cases.	Greater than 67 cases, but less than or equal to 234 cases.	Greater than 19 cases, but less than or equal to 66 cases.
Very High	Case rate is greater than 350.	Greater than 91 cases.	Greater than 234 cases.	Greater than 66 cases.

To be consistent with the state's burden status categories, we have renamed our 'critical' category to be labelled 'very high'.

Case rate is determined by number of new confirmed cases during the past two weeks, divided by population in the municipality, multiplied by 100,000. Rates can fluctuate greatly with small population sizes making it difficult to call out high rates. Burden Status will only be provided for City of Neenah, City of Oshkosh, and Village of Fox Crossing due to population size. Number of cases for each Burden Status refers to the number of confirmed cases during a two-week time span.

## Confirmed Case Rate Trends by Municipality

The graphs below show confirmed case rate per 100,000 people by municipalities. These case rates are based on confirmed case counts during a two-week time span.



\*\*\*\*Due to population size, the smaller municipalities were grouped together into the following rural regions  
(See map on pg. 3)

- West: Towns of Nepeuskun, Poygan, Rushford, Utica, Winchester, and Wolf River
- Northeast: Towns of Clayton, Neenah, and Vinland
- Southeast: Towns of Algoma, Black Wolf, Nekimi, and Oshkosh
- Central: City of Omro, Towns of Omro & Winneconne, and Village of Winneconne

## Active Cases and Total Number of Confirmed Cases by Municipality

(3/11/20-10/28/20)

A person is counted as an active COVID-19 case if they had a positive confirmatory laboratory test (for example, a test that detects the virus in the nose or throat) and are currently in isolation and being followed by a disease investigator.

Municipality	Active Cases		Total Cases
	Number of Active Cases	Percent	Total Number of Confirmed Cases
City of Oshkosh	454	14%	3,230
City of Neenah	166	16%	1,049
Village of Fox Crossing	121	14%	847
City of Omro	31	12%	264
Town of Algoma	50	15%	336
Town of Black Wolf	15	13%	115
Town of Clayton	39	19%	205
Town of Neenah	30	20%	152
Town of Nekimi	16	25%	65
Town of Nepeuskun	7	20%	35
Town of Omro	24	22%	107
Town of Oshkosh	14	13%	109
Town of Poygan	9	17%	53
Town of Rushford	13	20%	66
Town of Utica	10	16%	64
Town of Vinland	10	17%	58
Town of Winchester	18	18%	98
Town of Winneconne	15	11%	142
Town of Wolf River	19	26%	73
Village of Winneconne	6	4%	153
Rural Regions****			
Central	76	33%	666
Northeast	79	22%	415
Southeast	95	20%	625
West	76	31%	389
Winnebago County Health Department Jurisdiction	1,067	15%	7,221
Wisconsin	43,468	21%	210,091

- Data is suppressed for municipalities with fewer than five active confirmed cases.