



Public Health
Prevent. Promote. Protect.

**Winnebago County
Health Department**

Winnebago County Health Department Municipalities Weekly COVID Data Summary

October 22, 2020

Summary

- Oshkosh-Neenah is listed by the [NY Times](#) as the #3 worst outbreak area in the Nation. Appleton and Sheboygan are in the top 5. This is NOT a short spike in new cases, we've been high on this list for multiple weeks in a row. We have sustained uncontrolled spread that is threatening all aspects of community life. Many schools remain closed due to the very high rates.
- **Stay at Home.** There are thousands of people currently infected with COVID-19 in Winnebago County and thousands more that have been exposed and may develop the disease. Many do not know they are infected and others are knowingly breaking isolation and quarantine. **Assume that every public place you are in has a risk of exposure to you.** Wear a mask and keep your distance at all times in public, minimize your time in any indoor environment outside your home. Assume household members that are active outside of the home can infect you. Group gatherings and a lack of physical distancing in indoor spaces remain the most important contributors to the pandemic in this area.
- **Deaths are on the rise.** One-half of the 43 confirmed COVID-19 deaths in our jurisdiction have occurred in the past month.
- COVID-19 hospitalizations are at record levels across the state. In our region, **COVID-19 hospitalizations remain dangerously high** – almost twice as high as they were one month ago. As of 10/21/20, Fox Valley Area hospitals had 131 COVID-19 patients hospitalized, a decrease from the 150 hospitalized patients last week. [The Wisconsin State Fair Park Alternate Care Facility](#) was opened on Oct. 14 to start accepting overflow and had their first patient on October 21, 2020.
- The extraordinarily high rates of cases have caused school closings, business closings and are challenging available hospital capacity. **We need everyone to stay home when ill, wear a mask, and physically distance.**
- The number of new cases continues to increase and continues to exceed the ability of testing and case investigation to control the spread of illness. The number of cases in the first week of this 2-week timeframe was 1,018 and for this most recent week is 750.
- The confirmed case rate over the past 2 weeks for our jurisdiction is 1,149.9 cases per 100,000, a small decrease from the 1237.1 per 100,000 reported last week. The doubling time for our cases is 30.3 days. For all of Winnebago County, the case rate over the past 2 weeks is 1,357.6, and for the Fox Valley [HERC](#) region it is 1,351.9*, putting both at a **very high burden level**.
- Individuals aged 25-29 had the highest confirmed case rate of 1,648 per 100,000 over the past 2 weeks. Case rates among the 18-24 age group have declined across recent weeks.
- **Testing percent positivity is at 16.8%** for the past 2 weeks and still far from our goal of remaining below 5% positivity. The [regional COVID-19 testing site](#) at Sunnyview Expo Center in Oshkosh has averaged performing 648 tests per day over the past 2 weeks. Regional testing capacity is increasing with additional National Guard sites open in other counties. If you have been tested, please stay home until you receive your test results and follow the guidance provided.
- **Contact tracing capacity has been overwhelmed.** Our goal is to reach out to all confirmed cases within 24-48 hours of being reported to the health department. Given the current surge in positive cases, our ability to do contact tracing has been strained. Only the highest risk close contacts are being contacted directly by public health – we are asking confirmed cases to reach out to all other close contacts themselves. This is despite our department having expanded our COVID-19 contact tracing staff to nearly 30 FTE.
- [Older adults and people with underlying medical conditions](#) are most at risk. If you have cancer, chronic kidney disease, COPD, obesity, serious heart conditions, sickle cell disease, or diabetes, you should take these warnings very seriously and take extra precautions to stay safe.

Background Information

This report provides *preliminary* data on the confirmed COVID-19 cases from October 7 – October 20, 2020 for municipalities located within the Winnebago County Health Department jurisdiction. Dates utilized for all graphs and tables are based on test result date and may not represent final case counts. Data may be underreported for recent days because results can take multiple days to be reported to the health department. As this is a weekly report for the past 14 days, there will always be a week of overlap between reports.

*The COVID-19 data provided in this report is specific to the Winnebago County Health Department (WCHD) jurisdiction (population: 153,748). It does not include the portions of the City of Menasha or City of Appleton that fall within Winnebago County as those areas fall within the jurisdiction of the [City of Menasha Health Department](#) and [City of Appleton Health Department](#). With the increased amount of testing occurring in correctional facilities, starting October 3, 2020, data reports from the Winnebago County Health Department will not include test results from those living in Wisconsin Department of Corrections facilities, which includes the Oshkosh Correctional Institute. You can find testing data for the Wisconsin Department of Corrections on [this website](#).

Data provided on the [Department of Health Services website](#) may be different than the information provided by WCHD because the state reports data for the entire county based on address, which includes those portions of Menasha and Appleton as well as the correctional facilities.

For additional Winnebago County Health Department COVID-19 information:

- [WCHD COVID-19 Webpage](#)
- [General Weekly Data Summaries](#)
- [School District Weekly Data Summaries](#)

Confirmed Cases by Municipality for the Past Two Weeks (October 7- October 20)

Municipality	Confirmed Case Count for past 2 weeks	Case Rate (per 100,000)	Burden**	Population***
City of Oshkosh	751	1,127.7	Very High	66,595
City of Neenah	265	1,006.3	Very High	26,333
Village of Fox Crossing	178	932.4	Very High	19,090
City of Omro	85	2,371.7	<i>The populations in these municipalities are too small to provide burden status. Case rates fluctuate greatly with small population sizes. Interpret with caution, rely more on case counts and trend of case counts over time to estimate risks.</i> <i>Data is suppressed for municipalities with fewer than five confirmed cases in the past two weeks. See Case Rate by region graph on page 4.</i>	3,584
Town of Algoma	72	1,037.6		6,939
Town of Black Wolf	38	1,553.6		2,446
Town of Clayton	67	1,597.9		4,193
Town of Neenah	34	936.1		3,632
Town of Nekimi	16	1,125.2		1,422
Town of Nepeuskun	13	1,749.7		743
Town of Omro	21	903.2		2,325
Town of Oshkosh	24	967.7		2,480
Town of Poygan	10	753.6		1,327
Town of Rushford	27	1,674.9		1,612
Town of Utica	28	2,094.2		1,337
Town of Vinland	17	979.3		1,736
Town of Winchester	27	1,480.3		1,824
Town of Winneconne	30	1,231.5		2,436
Town of Wolf River	13	1,087.9		1,195
Village of Winneconne	52	2,080.8		2,499
Rural Regions****				
Central	188	1,738.6	Very High	10,844
Northeast	118	1,235.5	Very High	9,561
Southeast	150	1,130.7	Very High	13,287
West	118	1,469.9	Very High	8,038
Winnebago County Health Department Jurisdiction	1,768	1,149.9	Very High	153,748
Winnebago County	2,299	1,357.6	Very High	169,861
Wisconsin	43,989	760.9	Very High	

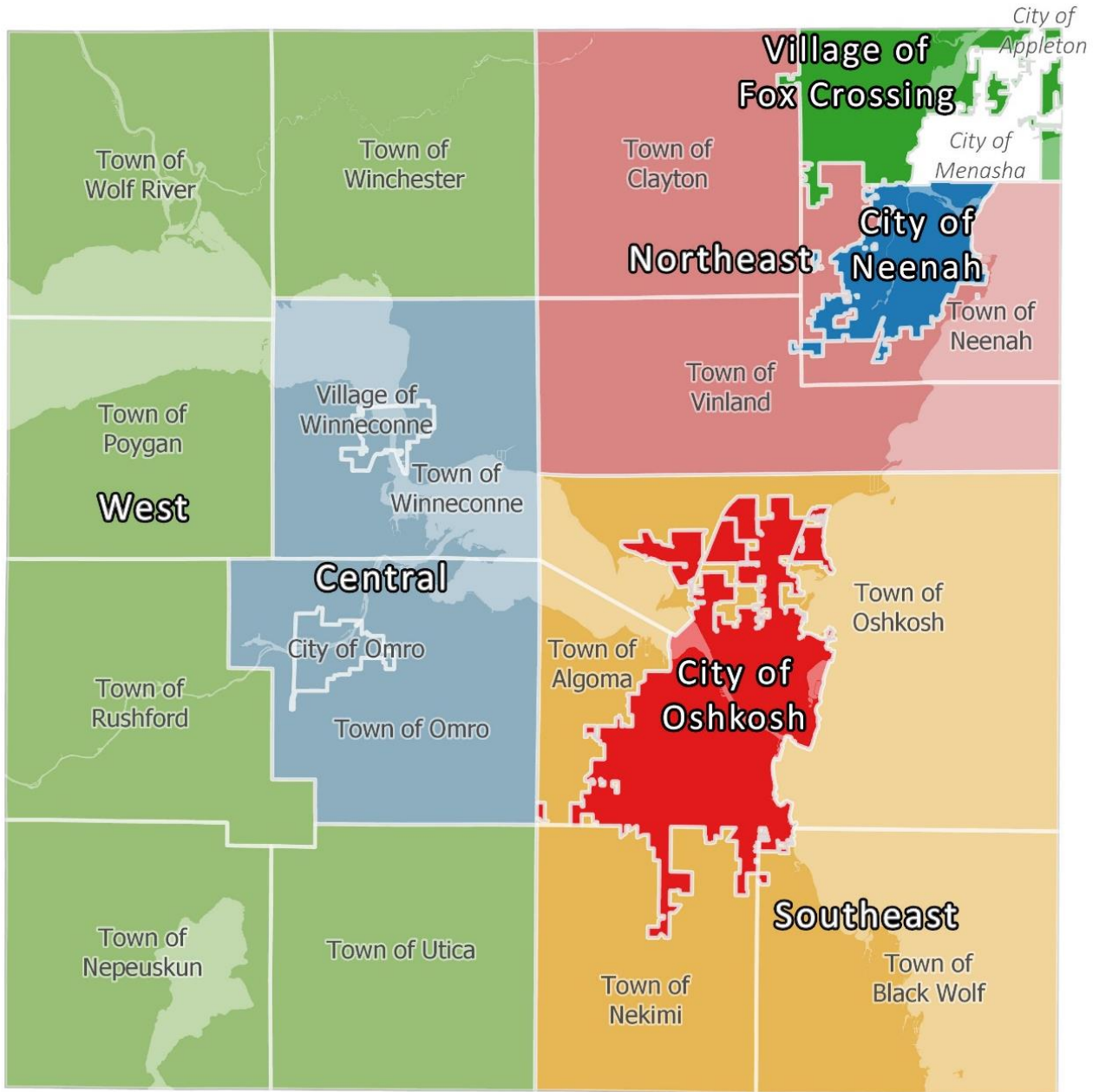
**Burden is based off of the case rate per 100,000 people in the past two weeks. To be consistent with the state's burden status categories, we have renamed our 'critical' category to be labelled 'very high'. See table on page 3 for more information on Burden Status for our county. Visit the DHS website for more information on this indicator at the state level

<https://www.dhs.wisconsin.gov/covid-19/local.htm>

***Population for municipality was retrieved from https://doa.wi.gov/DIR/Final_Ests_Muni_2020.pdf. Winnebago County Health Department Jurisdiction does not include the portions of the City of Menasha and the City of Appleton that fall within Winnebago County but report to their own health departments.

****Due to population size, the smaller municipalities were grouped together into rural regions (See map on pg. 3)

Winnebago County Map by Regions



- **West:** Towns of Nepeuskun, Poygan, Rushford, Utica, Winchester, and Wolf River
- **Northeast:** Towns of Clayton, Neenah, and Vinland
- **Southeast:** Towns of Algoma, Black Wolf, Nekimi, and Oshkosh
- **Central:** City of Omro, Towns of Omro & Winneconne, and Village of Winneconne

Number of Confirmed Cases and Rate per 100,000 People for Select Municipalities in the Past Two Weeks (October 7 – October 20)

Age Group	City of Neenah			City of Oshkosh			Village of Fox Crossing		
	Number of cases	Rate per 100,000	Pop.	Number of cases	Rate per 100,000	Pop.	Number of cases	Rate per 100,000	Pop.
<18	34	535.7	6,347	37	312.6	11,836	13	339.9	3,825
18-24	23	1,233.9	1,864	105	810.1	12,962	22	1,262.2	1,743
25-29	28	1,553.0	1,803	86	1,634.7	5,261	17	1,131.1	1,503
30-39	50	1,453.9	3,439	143	1,610.0	8,882	29	1,110.7	2,611
40-49	37	1,097.6	3,371	99	1,321.6	7,491	29	1,624.6	1,785
50-59	41	1,064.9	3,850	132	1,608.6	8,206	33	974.9	3,385
60-69	26	949.3	2,739	88	1,555.3	5,658	21	1,004.3	2,091
70-79	15	969.6	1,547	43	1,340.0	3,209	7	570.5	1,227
80+	11	1,187.9	926	18	579.7	3,105	7	1,132.7	618
Total	265			751			178		

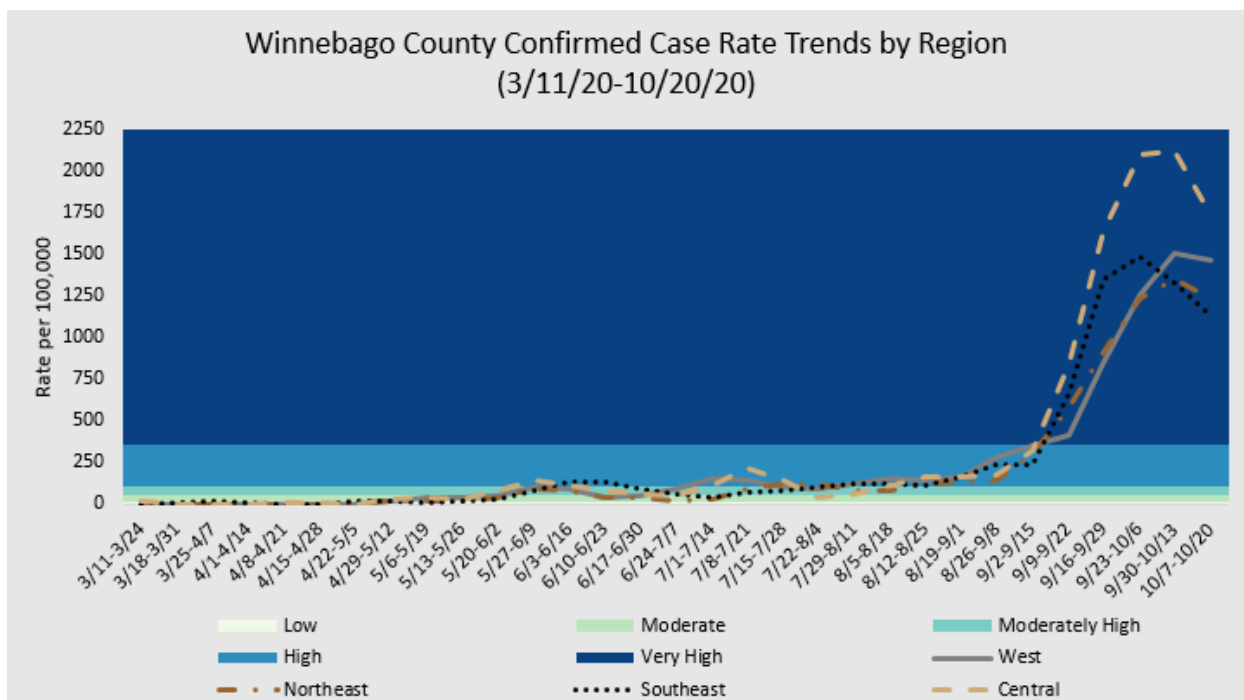
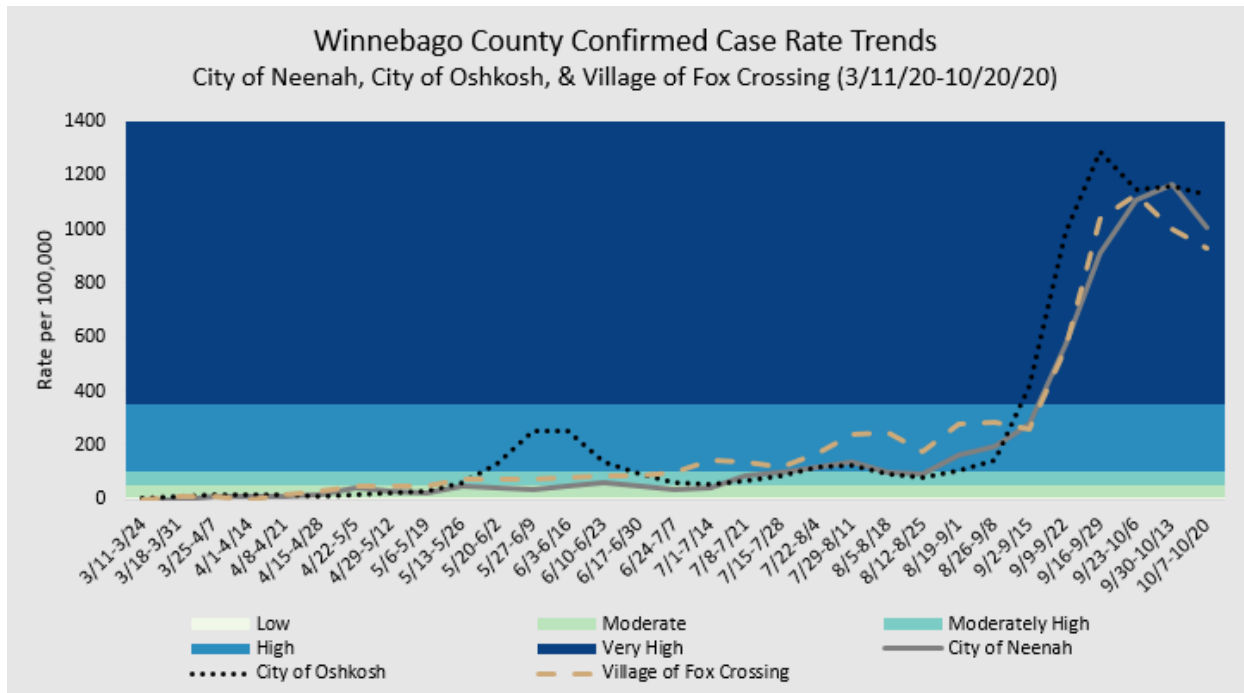
Burden Status	Case Rate per 100,000 residents in the past two weeks	City of Neenah	City of Oshkosh	Village of Fox Crossing
Low	Case rate is less than or equal to 10.	Less than 3 cases.	Less than 7 case.	Less than 2 cases.
Moderate	Case rate is greater than 10, but less than or equal to 50.	Greater than 3 cases, but less than or equal to 13 cases.	Greater than 7 case, but less than or equal to 33 cases.	Greater than 2 cases, but less than or equal to 9 cases.
Moderately High	Case rate is greater than 50, but less than or equal to 100.	Greater than 13 cases, but less than or equal to 26 cases.	Greater than 33 cases, but less than or equal to 67 cases.	Greater than 9 cases, but less than or equal to 19 cases.
High	Case rate is greater than 100, but less than or equal to 350.	Greater than 26 cases, but less than or equal to 91 cases.	Greater than 67 cases, but less than or equal to 234 cases.	Greater than 19 cases, but less than or equal to 66 cases.
Very High	Case rate is greater than 350.	Greater than 91 cases.	Greater than 234 cases.	Greater than 66 cases.

To be consistent with the state's burden status categories, we have renamed our 'critical' category to be labelled 'very high'.

Case rate is determined by number of new confirmed cases during the past two weeks, divided by population in the municipality, multiplied by 100,000. Rates can fluctuate greatly with small population sizes making it difficult to call out high rates. Burden Status will only be provided for City of Neenah, City of Oshkosh, and Village of Fox Crossing due to population size. Number of cases for each Burden Status refers to the number of confirmed cases during a two-week time span.

Confirmed Case Rate Trends by Municipality

The graphs below show confirmed case rate per 100,000 people by municipalities. These case rates are based on confirmed case counts during a two-week time span.



****Due to population size, the smaller municipalities were grouped together into the following rural regions (See map on pg. 3)

- West: Towns of Nepeuskun, Poygan, Rushford, Utica, Winchester, and Wolf River
- Northeast: Towns of Clayton, Neenah, and Vinland
- Southeast: Towns of Algoma, Black Wolf, Nekimi, and Oshkosh
- Central: City of Omro, Towns of Omro & Winneconne, and Village of Winneconne

Active Cases and Total Number of Confirmed Cases by Municipality (3/11/20-10/21/20)

A person is counted as an active COVID-19 case if they had a positive confirmatory laboratory test (for example, a test that detects the virus in the nose or throat) and are currently in isolation and being followed by a disease investigator.

Municipality	Active Cases		Total Cases
	Number of Active Cases	Percent	Total Number of Confirmed Cases
City of Oshkosh	512	18%	2,891
City of Neenah	162	18%	920
Village of Fox Crossing	114	15%	756
City of Omro	57	23%	248
Town of Algoma	51	17%	300
Town of Black Wolf	24	22%	108
Town of Clayton	40	23%	171
Town of Neenah	23	17%	134
Town of Nekimi	10	20%	51
Town of Nepeuskun	6	21%	29
Town of Omro	15	17%	87
Town of Oshkosh	11	11%	96
Town of Poygan	8	17%	46
Town of Rushford	16	27%	60
Town of Utica	22	38%	58
Town of Vinland	13	24%	55
Town of Winchester	16	19%	83
Town of Winneconne	19	15%	128
Town of Wolf River	10	17%	59
Village of Winneconne	31	21%	151
Rural Regions****			
Central	122	33%	614
Northeast	76	22%	360
Southeast	96	20%	555
West	78	31%	335
Winnebago County Health Department Jurisdiction	1,160	18%	6,431
Wisconsin	38,485	21%	182,651

- Data is suppressed for municipalities with fewer than five active confirmed cases.