



**Public Health**  
Prevent. Promote. Protect.

**Winnebago County  
Health Department**

# Winnebago County Health Department Municipalities Weekly COVID Data Summary

October 1, 2020

## Summary

- Oshkosh-Neenah is now listed by the [NY Times](#) as the #1 worst outbreak area in the Nation. Appleton and Green Bay are in the top 5. We have uncontrolled spread that is threatening all aspects of community life. Reliance on voluntary compliance to slow the spread of disease has, to date, failed.
- Municipalities are highly encouraged to help control the spread by enacting restrictions that limit occupancies in indoor environments, limit gatherings to less than 10 persons, and impose penalty for non-compliance.
- **Stay at Home.** There are thousands of people currently infected with COVID-19 in Winnebago County and thousands more that have been exposed and may develop disease. Many do not know they are infected and others are knowingly breaking isolation and quarantine. **Assume that every public place you are in has a risk of exposure to you.** Wear a mask and keep your distance at all times in public, minimize your time in any indoor environment outside your home. Assume that household members that are active outside of the home can infect you.
- COVID-19 hospitalizations are at record levels across the state. In our region, **COVID-19 hospitalizations are at the highest level to date** - more than 5 times as high as they were one month ago. As of 9/30/20, **Fox Valley Area hospitals had 112 COVID-19 patients hospitalized**, an increase from the 81 hospitalized patients last week with 14 of those patients in the ICU. Hospitals are pushing 90% capacity. Without a change in community behavior hospitals will be overwhelmed in the next several weeks or less.
- The extraordinarily high rates of cases have caused school closings, business closings and are challenging available hospital capacity. **We need everyone to stay home when ill, mask, and physically distance.**
- The number of new cases continues to accelerate upwards and **has exceeded the ability of testing and case investigation to control the spread of illness.** The number of cases in the first week of this 2-week timeframe was 801 and for this most recent week is 965. We had almost twice as many confirmed cases reported in just one month (2405 cases in Sept) than we had across 6 months (1354 cases in Mar-Aug).
- The confirmed case rate over the past 2 weeks for our jurisdiction is 1143.9 cases per 100,000, a 53% increase from the 748.8 per 100,000 reported last week, and the **highest biweekly case rate for our jurisdiction to date.** The doubling time for our cases is **15 days**. For all of Winnebago County, the case rate over the past 2 weeks is 1161.0, and for the Fox Valley [HERC](#) region it is 1035.6\*, putting both at a **very high burden level**.
- Individuals aged 18-24 had the highest confirmed case rate of 2,538 per 100,000 over the past 2 weeks. This means over 2.5% of the total estimated 18- to 24-year-old population tested positive, and this is likely a significant underestimate of the true percent of this age group currently infected. Well over 5% of this population has confirmed positive to date and true rate of infection is likely multiple times higher.
- **Testing percent positivity is at 14.9%** for the past 2 weeks, which is up from 13.7% last week and trending farther away from our goal of remaining below 5% positivity. The [regional COVID-19 testing site](#) at Sunnyview Expo Center in Oshkosh is now running at over 750 tests per day.
- **Contact tracing capacity has been overwhelmed.** Our goal is to reach out to all confirmed cases within 24 hours of being reported to the health department, but due to the current surge in cases we are days behind this goal. Additionally, only the highest risk close contacts are being contacted directly by public health – we are asking confirmed cases to reach out to all other close contacts themselves.
- [Older adults and people with underlying medical conditions](#) are most at risk. If you have cancer, chronic kidney disease, COPD, obesity, serious heart conditions, sickle cell disease, or diabetes, you should take these warnings very seriously and take extra precautions to stay safe.

## Background Information

This report provides *preliminary* data on the confirmed COVID-19 cases from September 16 – September 29, 2020 for municipalities located within the Winnebago County Health Department jurisdiction. Dates utilized for all graphs and tables are based on test result date and may not represent final case counts. Data may be underreported for recent days because results can take multiple days to be reported to the health department. As this is a weekly report for the past 14 days, there will always be a week of overlap between reports.

\*The COVID-19 data provided in this report is specific to the Winnebago County Health Department (WCHD) jurisdiction (population: 154,379). It does not include the portions of the City of Menasha or City of Appleton that fall within Winnebago County as those areas fall within the jurisdiction of the [City of Menasha Health Department](#) and [City of Appleton Health Department](#). Data provided on the [Department of Health Services website](#) may differ than the information provided by WCHD because the state reports data for the entire county, which includes those portions of Menasha and Appleton.

### **For additional Winnebago County Health Department COVID-19 information:**

- [WCHD COVID-19 Webpage](#)
- [General Weekly Data Summaries](#)
- [School District Weekly Data Summaries](#)

## Confirmed Cases by Municipality for the Past Two Weeks (September 16– September 29)

Municipality	Confirmed Case Count for past 2 weeks	Case Rate (per 100,000)	Burden**	Population***
City of Oshkosh	835	1,242.5	Very High	67,201
City of Neenah	241	911.6	Very High	26,436
Village of Fox Crossing	195	1,021.8	Very High	19,084
City of Omro	62	1,738.6	<i>The populations in these municipalities are too small to provide burden status. Case rates fluctuate greatly with small population sizes. Interpret with caution, rely more on case counts and trend of case counts over time to estimate risks.</i>  <i>Data is suppressed for municipalities with fewer than five confirmed cases in the past two weeks. See Case Rate by region graph on page 4.</i>	3,566
Town of Algoma	98	1,418.6		6,908
Town of Black Wolf	30	1,223.5		2,452
Town of Clayton	43	1,027.2		4,186
Town of Neenah	30	829.0		3,619
Town of Nekimi	17	1,191.3		1,427
Town of Nepeuskun	Less than 5 cases			745
Town of Omro	29	1,247.8		2,324
Town of Oshkosh	28	1,129.5		2,479
Town of Poygan	11	830.8		1,324
Town of Rushford	12	748.6		1,603
Town of Utica	10	746.8		1,339
Town of Vinland	13	744.6		1,746
Town of Winchester	16	879.6		1,819
Town of Winneconne	44	1,811.4		2,429
Town of Wolf River	10	834.7		1,198
Village of Winneconne	38	1,523.7		2,494
Rural Regions****				
Central	173	1,599.9	Very High	10,813
Northeast	86	900.4	Very High	9,551
Southeast	173	1,304.1	Very High	13,266
West	63	784.8	Very High	8,028
Winnebago County Health Department Jurisdiction	1,766	1,143.9	Very High	154,379
Winnebago County	1,966	1,161.0	Very High	169,926
Wisconsin	29,562	511.4	Very High	

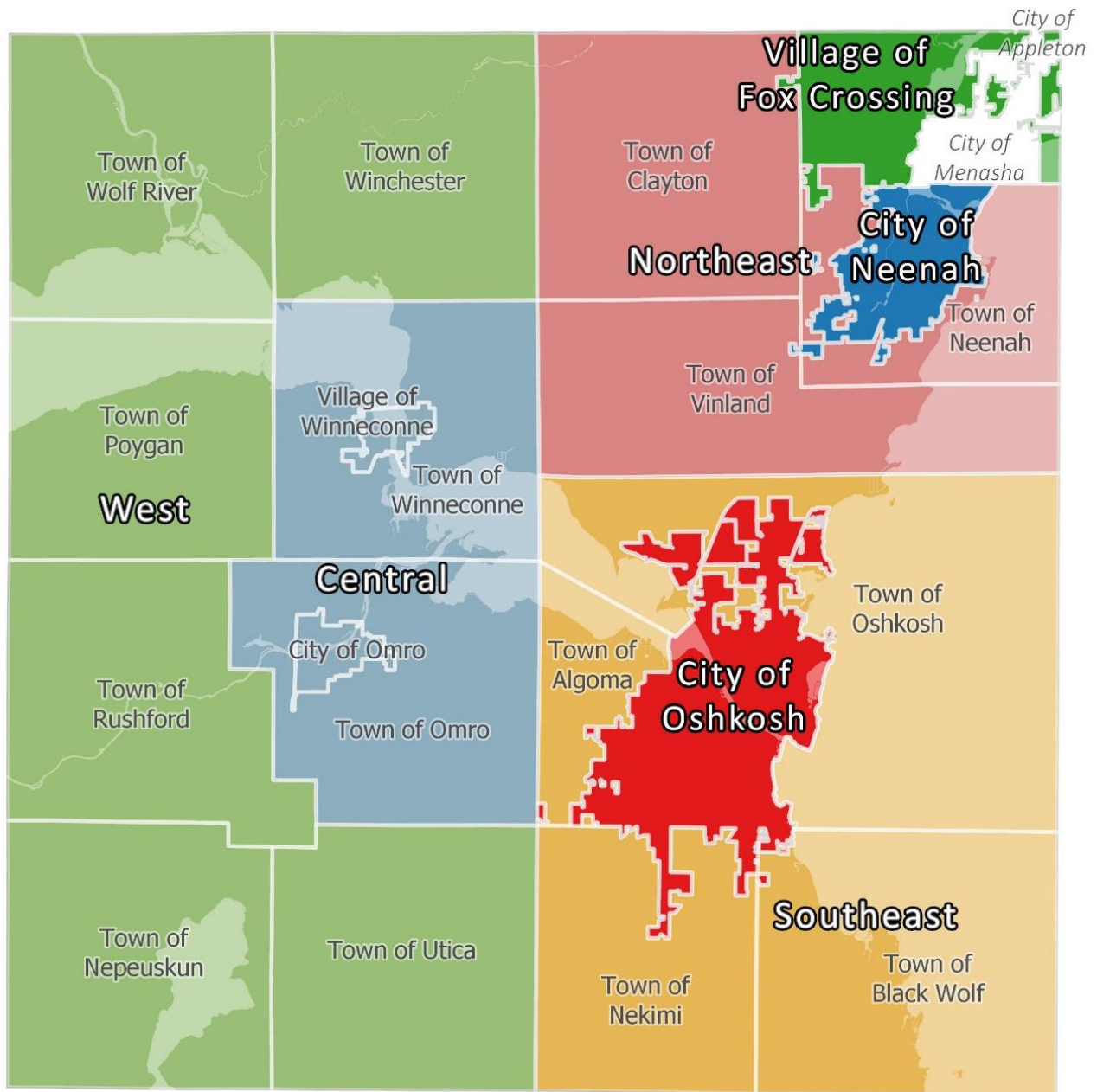
\*\*Burden is based off of the case rate per 100,000 people in the past two weeks. To be consistent with the state's burden status categories, we have renamed our 'critical' category to be labelled 'very high'. See table on page 3 for more information on Burden Status for our county. Visit the DHS website for more information on this indicator at the state level

<https://www.dhs.wisconsin.gov/covid-19/local.htm>

\*\*\*Population for municipality was retrieved from [https://doa.wi.gov/DIR/Final\\_Ests\\_Muni\\_2019.pdf](https://doa.wi.gov/DIR/Final_Ests_Muni_2019.pdf). Winnebago County Health Department Jurisdiction does not include the portions of the City of Menasha and the City of Appleton that fall within Winnebago County but report to their own health departments.

\*\*\*\*Due to population size, the smaller municipalities were grouped together into rural regions (See map on pg. 3)

## Winnebago County Map by Regions



- **West:** Towns of Nepeuskun, Poygan, Rushford, Utica, Winchester, and Wolf River
- **Northeast:** Towns of Clayton, Neenah, and Vinland
- **Southeast:** Towns of Algoma, Black Wolf, Nekimi, and Oshkosh
- **Central:** City of Omro, Towns of Omro & Winneconne, and Village of Winneconne

## Number of Confirmed Cases and Rate per 100,000 People for Select Municipalities in the Past Two Weeks (September 16 – September 29)

	City of Neenah			City of Oshkosh			Village of Fox Crossing		
Age Group	Number of cases	Rate per 100,000	Pop.	Number of cases	Rate per 100,000	Pop.	Number of cases	Rate per 100,000	Pop.
<18	38	598.7	6,347	36	304.2	11,836	17	444.4	3,825
18-24	30	1,609.4	1,864	364	2,808.2	12,962	36	2,065.4	1,743
25-29	26	1,442.0	1,803	90	1,710.7	5,261	27	1,796.4	1,503
30-39	46	1,337.6	3,439	104	1,170.9	8,882	34	1,302.2	2,611
40-49	32	949.3	3,371	63	841.0	7,491	20	1,120.4	1,785
50-59	35	909.1	3,850	79	962.7	8,206	35	1,034.0	3,385
60-69	26	949.3	2,739	51	901.4	5,658	15	717.4	2,091
70-79	4	258.6	1,547	27	841.4	3,209	8	652.0	1,227
80+	4	432.0	926	21	676.3	3,105	3	485.4	618
Total	241			835			195		

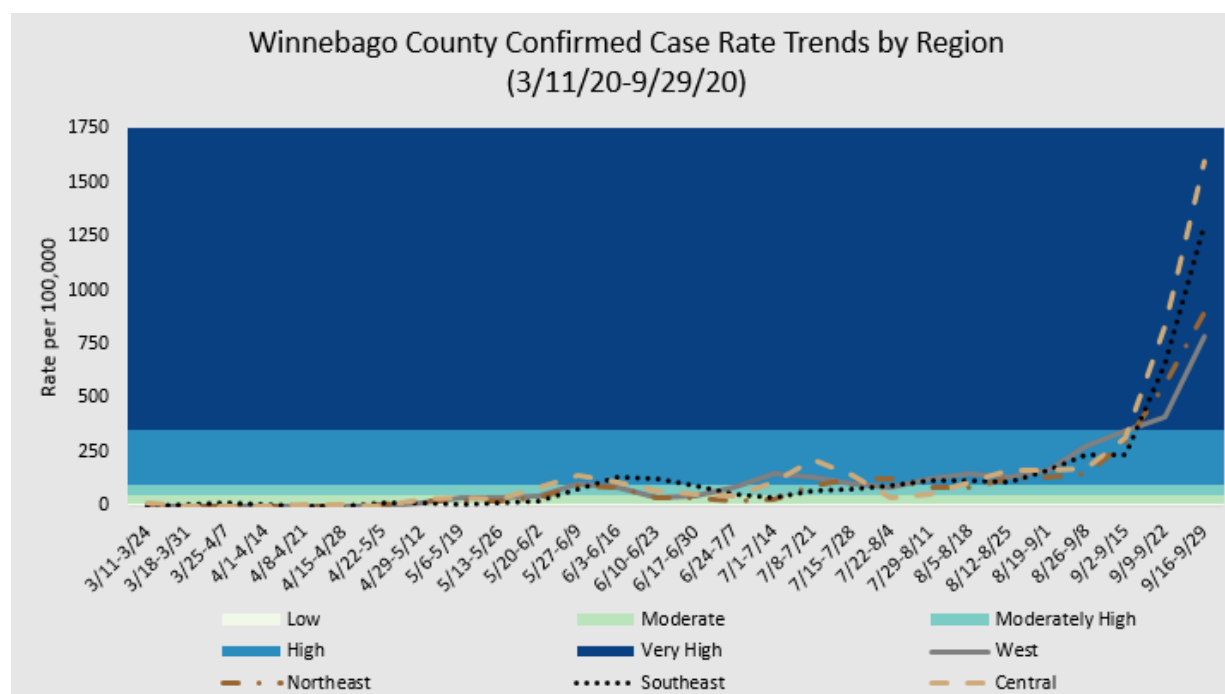
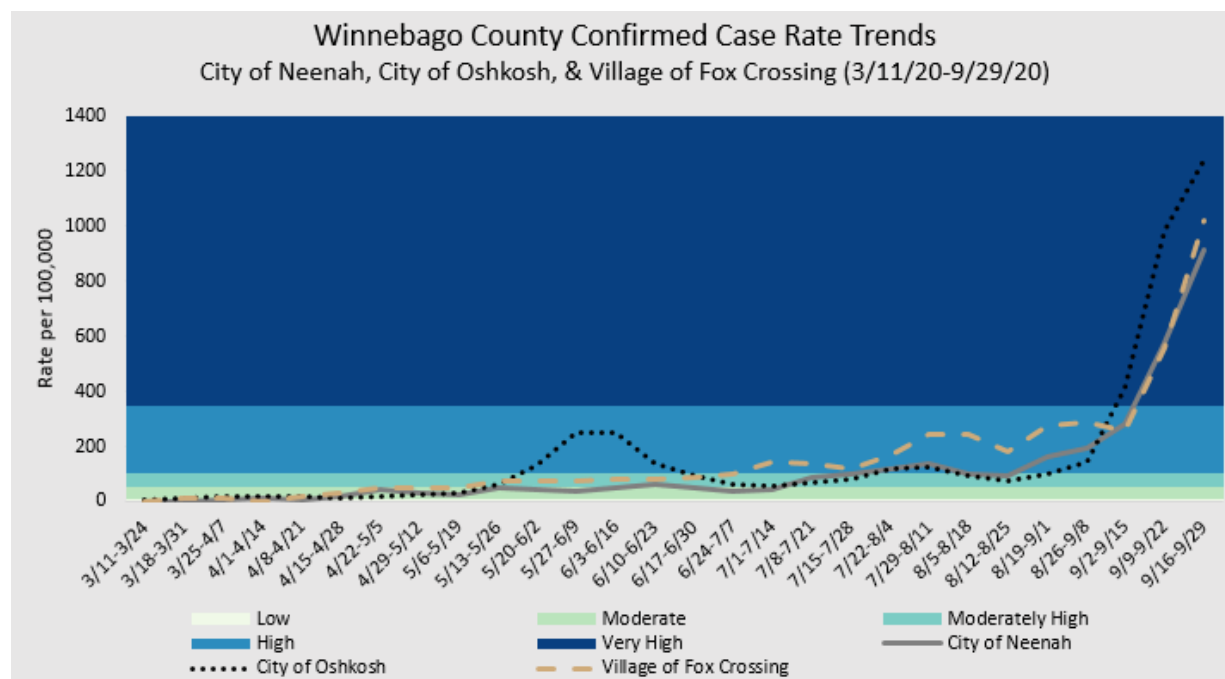
Burden Status	Case Rate per 100,000 residents in the past two weeks	City of Neenah	City of Oshkosh	Village of Fox Crossing
Low	Case rate is less than or equal to 10.	Less than 3 cases.	Less than 7 case.	Less than 2 cases.
Moderate	Case rate is greater than 10, but less than or equal to 50.	Greater than 3 cases, but less than or equal to 13 cases.	Greater than 7 case, but less than or equal to 33 cases.	Greater than 2 cases, but less than or equal to 9 cases.
Moderately High	Case rate is greater than 50, but less than or equal to 100.	Greater than 13 cases, but less than or equal to 26 cases.	Greater than 33 cases, but less than or equal to 67 cases.	Greater than 9 cases, but less than or equal to 19 cases.
High	Case rate is greater than 100, but less than or equal to 350.	Greater than 26 cases, but less than or equal to 91 cases.	Greater than 67 cases, but less than or equal to 234 cases.	Greater than 19 cases, but less than or equal to 66 cases.
Very High	Case rate is greater than 350.	Greater than 91 cases.	Greater than 234 cases.	Greater than 66 cases.

To be consistent with the state's burden status categories, we have renamed our 'critical' category to be labelled 'very high'.

Case rate is determined by number of new confirmed cases during the past two weeks, divided by population in the municipality, multiplied by 100,000. Rates can fluctuate greatly with small population sizes making it difficult to call out high rates. Burden Status will only be provided for City of Neenah, City of Oshkosh, and Village of Fox Crossing due to population size. Number of cases for each Burden Status refers to the number of confirmed cases during a two-week time span.

## Confirmed Case Rate Trends by Municipality

The graphs below show confirmed case rate per 100,000 people by municipalities. These case rates are based on confirmed case counts during a two-week time span.



\*\*\*\*Due to population size, the smaller municipalities were grouped together into the following rural regions


(See map on pg. 3)

- West: Towns of Nepeuskun, Poygan, Rushford, Utica, Winchester, and Wolf River
- Northeast: Towns of Clayton, Neenah, and Vinland
- Southeast: Towns of Algoma, Black Wolf, Nekimi, and Oshkosh
- Central: City of Omro, Towns of Omro & Winneconne, and Village of Winneconne

## Active Cases and Total Number of Confirmed Cases By Municipality (3/11/20-9/30/20)

A person is counted as an active COVID-19 case if they had a positive confirmatory laboratory test (for example, a test that detects the virus in the nose or throat) and are currently in isolation and being followed by a disease investigator.

Municipality	Active Cases		Total Cases
	Number of Active Cases	Percent	Total Number of Confirmed Cases
City of Oshkosh	590	33%	1,783
City of Neenah	197	38%	516
Village of Fox Crossing	160	33%	487
City of Omro	53	47%	112
Town of Algoma	90	50%	181
Town of Black Wolf	23	42%	55
Town of Clayton	39	48%	81
Town of Neenah	26	36%	72
Town of Nekimi	11	37%	30
Town of Nepeuskun	Less than 5 cases		10
Town of Omro	27	49%	55
Town of Oshkosh	21	41%	51
Town of Poygan	10	37%	27
Town of Rushford	11	44%	25
Town of Utica	9	47%	19
Town of Vinland	11	38%	29
Town of Winchester	13	31%	42
Town of Winneconne	32	42%	77
Town of Wolf River	12	32%	37
Village of Winneconne	36	51%	70
Rural Regions****			
Central	148	33%	314
Northeast	76	22%	182
Southeast	145	20%	317
West	58	31%	160
Winnebago County Health Department Jurisdiction	1,374	37%	3,759
Wisconsin			

 - Data is suppressed for municipalities with fewer than five active confirmed cases.