



Public Health
Prevent. Promote. Protect.

**Winnebago County
Health Department**

Winnebago County Health Department Municipalities Weekly COVID Data Summary

October 15, 2020

Summary

- Oshkosh-Neenah is listed by the [NY Times](#) as the #2 worst outbreak area in the Nation. Appleton and Green Bay are in the top 5. We have uncontrolled spread that is threatening all aspects of community life. Reliance on voluntary compliance to slow the spread of disease continues to fail.
- **Stay at Home.** There are thousands of people currently infected with COVID-19 in Winnebago County and thousands more that have been exposed and may develop the disease. Many do not know they are infected and others are knowingly breaking isolation and quarantine. **Assume that every public place you are in has a risk of exposure to you.** Wear a mask and keep your distance at all times in public, minimize your time in any indoor environment outside your home. Assume household members that are active outside of the home can infect you. If you have been tested, please stay home until you receive your test results and then follow recommendations for isolation if positive and quarantine if negative and a close contact to a case.
- **Deaths are on the rise.** One-third of the 39 confirmed COVID-19 deaths in our jurisdiction have occurred in the past 2 weeks.
- COVID-19 hospitalizations are at record levels across the state. In our region, **COVID-19 hospitalizations are at the highest level to date** – almost 3 times as high as they were one month ago. As of 10/14/20, Fox Valley Area hospitals had 150 COVID-19 patients hospitalized, an increase from the 138 hospitalized patients last week. [The Wisconsin State Fair Park Alternate Care Facility](#) was opened on Oct. 14 to start accepting overflow. Elective procedures are being cancelled.
- The extraordinarily high rates of cases have caused school closings, business closings and are challenging available hospital capacity. **We need everyone to stay home when ill, wear a mask, and physically distance.**
- The number of new cases continues to increase and continues to exceed the ability of testing and case investigation to control the spread of illness. The number of cases in the first week of this 2-week timeframe was 910 and for this most recent week is 992.
- The confirmed case rate over the past 2 weeks for our jurisdiction is 1237.1 cases per 100,000, a small increase from the 1225.6 per 100,000 reported last week, and the **highest biweekly case rate for our jurisdiction to date.** The doubling time for our cases is 23.7 days. For all of Winnebago County, the case rate over the past 2 weeks is 1,458.0, and for the Fox Valley [HERC](#) region it is 1,316.1*, putting both at a **very high burden level.**
- Individuals aged 25-29 had the highest confirmed case rate of 1,786 per 100,000 over the past 2 weeks. Case rates among the 18-24 age group have declined across recent weeks.
- **Testing percent positivity is at 12.4%** for the past 2 weeks, which is the same as last week and still far from our goal of remaining below 5% positivity. The [regional COVID-19 testing site](#) at Sunnyside Expo Center in Oshkosh has averaged performing 868 tests per day over the past 2 weeks. Regional testing capacity is increasing with additional National Guards site open in other counties. If you have been tested, please stay home until you receive your test results and follow the guidance provided.
- **Contact tracing capacity has been overwhelmed.** Our goal is to reach out to all confirmed cases within 24-48 hours of being reported to the health department. Given the current surge in positive cases, our ability to do contact tracing has been strained. Only the highest risk close contacts are being contacted directly by public health – we are asking confirmed cases to reach out to all other close contacts themselves. This is despite our department having expanded our COVID -19 contact tracing staff more than five-fold to over 25 FTE.
- [Older adults and people with underlying medical conditions](#) are most at risk. If you have cancer, chronic kidney disease, COPD, obesity, serious heart conditions, sickle cell disease, or diabetes, you should take these warnings very seriously and take extra precautions to stay safe.

Background Information

This report provides *preliminary* data on the confirmed COVID-19 cases from September 30 – October 13, 2020 for municipalities located within the Winnebago County Health Department jurisdiction. Dates utilized for all graphs and tables are based on test result date and may not represent final case counts. Data may be underreported for recent days because results can take multiple days to be reported to the health department. As this is a weekly report for the past 14 days, there will always be a week of overlap between reports.

*The COVID-19 data provided in this report is specific to the Winnebago County Health Department (WCHD) jurisdiction (population: 153,748). It does not include the portions of the City of Menasha or City of Appleton that fall within Winnebago County as those areas fall within the jurisdiction of the [City of Menasha Health Department](#) and [City of Appleton Health Department](#). Data provided on the [Department of Health Services website](#) may differ than the information provided by WCHD because the state reports data for the entire county, which includes those portions of Menasha and Appleton.

For additional Winnebago County Health Department COVID-19 information:

- [WCHD COVID-19 Webpage](#)
- [General Weekly Data Summaries](#)
- [School District Weekly Data Summaries](#)

Confirmed Cases by Municipality for the Past Two Weeks (September 30– October 13)

Municipality	Confirmed Case Count for past 2 weeks	Case Rate (per 100,000)	Burden**	Population***
City of Oshkosh	765	1,148.7	Very High	66,595
City of Neenah	303	1,150.6	Very High	26,333
Village of Fox Crossing	184	963.9	Very High	19,090
City of Omro	102	2,846.0	<i>The populations in these municipalities are too small to provide burden status. Case rates fluctuate greatly with small population sizes. Interpret with caution, rely more on case counts and trend of case counts over time to estimate risks.</i> <i>Data is suppressed for municipalities with fewer than five confirmed cases in the past two weeks. See Case Rate by region graph on page 4.</i>	3,584
Town of Algoma	86	1,239.4		6,939
Town of Black Wolf	33	1,349.1		2,446
Town of Clayton	65	1,550.2		4,193
Town of Neenah	45	1,239.0		3,632
Town of Nekimi	14	984.5		1,422
Town of Nepeuskun	16	2,153.4		743
Town of Omro	24	1,032.3		2,325
Town of Oshkosh	42	1,693.5		2,480
Town of Poygan	12	904.3		1,327
Town of Rushford	25	1,550.9		1,612
Town of Utica	24	1,795.1		1,337
Town of Vinland	17	979.3		1,736
Town of Winchester	28	1,535.1		1,824
Town of Winneconne	39	1,601.0		2,436
Town of Wolf River	16	1,338.9		1,195
Village of Winneconne	62	2,481.0		2,499
Rural Regions****				
Central	227	2,099.3	Very High	10,844
Northeast	127	1,329.7	Very High	9,561
Southeast	175	1,319.2	Very High	13,287
West	121	1,507.2	Very High	8,038
Winnebago County Health Department Jurisdiction	1,902	1,237.1	Very High	153,748
Winnebago County	2,469	1,458.0	Very High	169,861
Wisconsin	36,301	627.9	Very High	

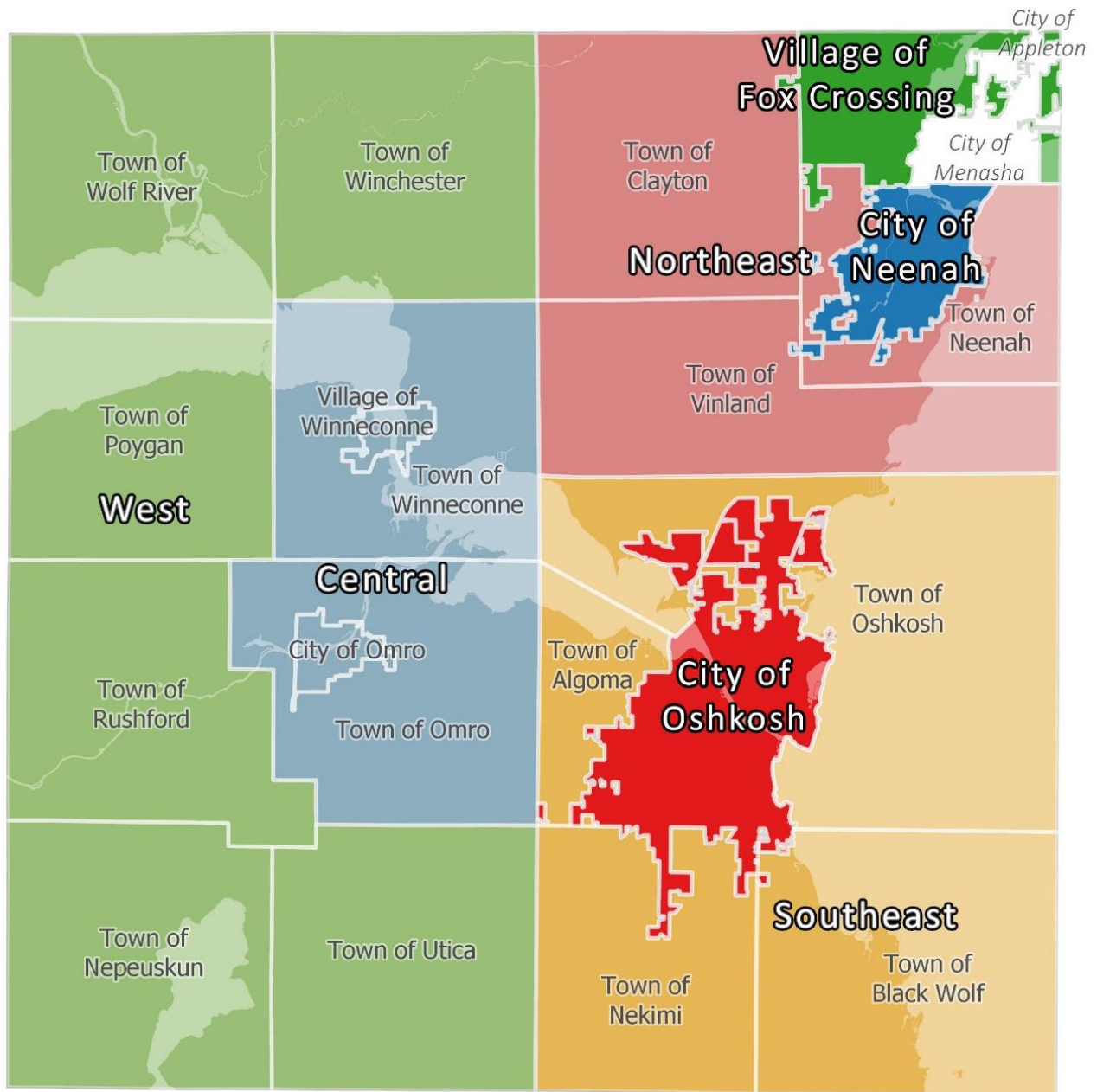
**Burden is based off of the case rate per 100,000 people in the past two weeks. To be consistent with the state's burden status categories, we have renamed our 'critical' category to be labelled 'very high'. See table on page 3 for more information on Burden Status for our county. Visit the DHS website for more information on this indicator at the state level

<https://www.dhs.wisconsin.gov/covid-19/local.htm>

***Population for municipality was retrieved from https://doa.wi.gov/DIR/Final_Ests_Muni_2020.pdf. Winnebago County Health Department Jurisdiction does not include the portions of the City of Menasha and the City of Appleton that fall within Winnebago County but report to their own health departments.

****Due to population size, the smaller municipalities were grouped together into rural regions (See map on pg. 3)

Winnebago County Map by Regions



- **West:** Towns of Nepeuskun, Poygan, Rushford, Utica, Winchester, and Wolf River
- **Northeast:** Towns of Clayton, Neenah, and Vinland
- **Southeast:** Towns of Algoma, Black Wolf, Nekimi, and Oshkosh
- **Central:** City of Omro, Towns of Omro & Winneconne, and Village of Winneconne

Number of Confirmed Cases and Rate per 100,000 People for Select Municipalities in the Past Two Weeks (September 30 – October 13)

	City of Neenah			City of Oshkosh			Village of Fox Crossing		
Age Group	Number of cases	Rate per 100,000	Pop.	Number of cases	Rate per 100,000	Pop.	Number of cases	Rate per 100,000	Pop.
<18	47	740.5	6,347	41	346.4	11,836	13	339.9	3,825
18-24	33	1,770.4	1,864	89	686.6	12,962	20	1,147.4	1,743
25-29	31	1,719.4	1,803	83	1,577.6	5,261	22	1,463.7	1,503
30-39	60	1,744.7	3,439	135	1,519.9	8,882	33	1,263.9	2,611
40-49	55	1,631.6	3,371	110	1,468.4	7,491	29	1,624.6	1,785
50-59	39	1,013.0	3,850	135	1,645.1	8,206	32	945.3	3,385
60-69	24	876.2	2,739	100	1,767.4	5,658	15	717.4	2,091
70-79	12	775.7	1,547	47	1,464.6	3,209	14	1,141.0	1,227
80+	2	216.0	926	25	805.2	3,105	6	970.9	618
Total	303			765			184		

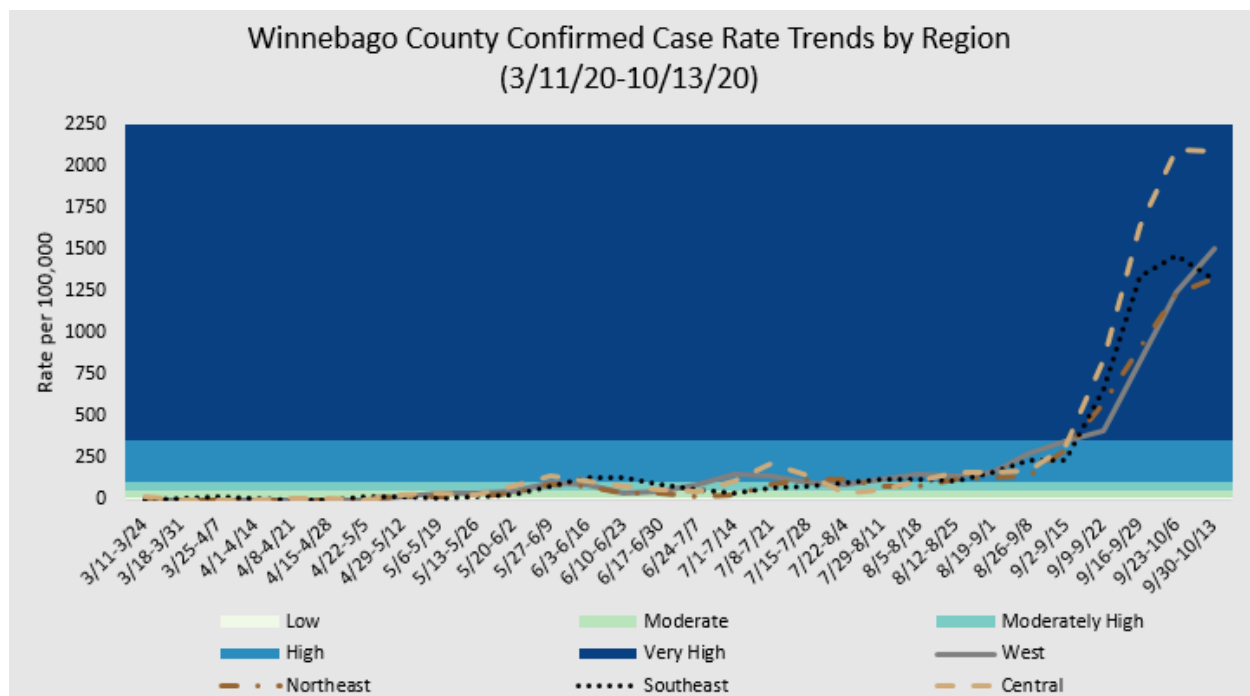
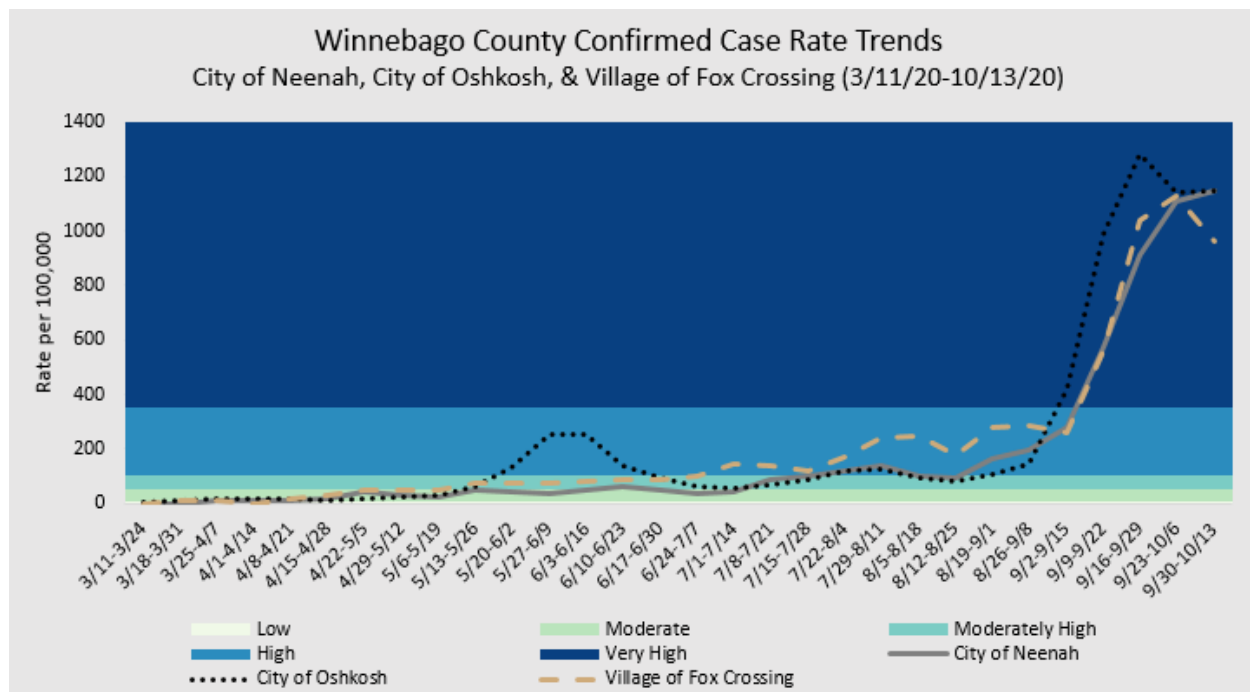
Burden Status	Case Rate per 100,000 residents in the past two weeks	City of Neenah	City of Oshkosh	Village of Fox Crossing
Low	Case rate is less than or equal to 10.	Less than 3 cases.	Less than 7 case.	Less than 2 cases.
Moderate	Case rate is greater than 10, but less than or equal to 50.	Greater than 3 cases, but less than or equal to 13 cases.	Greater than 7 case, but less than or equal to 33 cases.	Greater than 2 cases, but less than or equal to 9 cases.
Moderately High	Case rate is greater than 50, but less than or equal to 100.	Greater than 13 cases, but less than or equal to 26 cases.	Greater than 33 cases, but less than or equal to 67 cases.	Greater than 9 cases, but less than or equal to 19 cases.
High	Case rate is greater than 100, but less than or equal to 350.	Greater than 26 cases, but less than or equal to 91 cases.	Greater than 67 cases, but less than or equal to 234 cases.	Greater than 19 cases, but less than or equal to 66 cases.
Very High	Case rate is greater than 350.	Greater than 91 cases.	Greater than 234 cases.	Greater than 66 cases.

To be consistent with the state's burden status categories, we have renamed our 'critical' category to be labelled 'very high'.

Case rate is determined by number of new confirmed cases during the past two weeks, divided by population in the municipality, multiplied by 100,000. Rates can fluctuate greatly with small population sizes making it difficult to call out high rates. Burden Status will only be provided for City of Neenah, City of Oshkosh, and Village of Fox Crossing due to population size. Number of cases for each Burden Status refers to the number of confirmed cases during a two-week time span.

Confirmed Case Rate Trends by Municipality

The graphs below show confirmed case rate per 100,000 people by municipalities. These case rates are based on confirmed case counts during a two-week time span.



****Due to population size, the smaller municipalities were grouped together into the following rural regions (See map on pg. 3)

- West: Towns of Nepeuskun, Poygan, Rushford, Utica, Winchester, and Wolf River
- Northeast: Towns of Clayton, Neenah, and Vinland
- Southeast: Towns of Algoma, Black Wolf, Nekimi, and Oshkosh
- Central: City of Omro, Towns of Omro & Winneconne, and Village of Winneconne

Active Cases and Total Number of Confirmed Cases By Municipality

(3/11/20-10/14/20)

A person is counted as an active COVID-19 case if they had a positive confirmatory laboratory test (for example, a test that detects the virus in the nose or throat) and are currently in isolation and being followed by a disease investigator.

Municipality	Active Cases		Total Cases
	Number of Active Cases	Percent	Total Number of Confirmed Cases
City of Oshkosh	551	22%	2,553
City of Neenah	237	29%	816
Village of Fox Crossing	134	20%	671
City of Omro	68	32%	211
Town of Algoma	57	22%	263
Town of Black Wolf	23	26%	89
Town of Clayton	51	35%	145
Town of Neenah	28	25%	114
Town of Nekimi	11	26%	43
Town of Nepeuskun	13	50%	26
Town of Omro	19	24%	79
Town of Oshkosh	27	30%	90
Town of Poygan	5	13%	39
Town of Rushford	20	41%	49
Town of Utica	20	43%	47
Town of Vinland	12	27%	45
Town of Winchester	19	27%	70
Town of Winneconne	27	23%	116
Town of Wolf River	8	15%	52
Village of Winneconne	45	34%	132
Rural Regions****			
Central	159	33%	538
Northeast	91	22%	304
Southeast	118	20%	485
West	85	31%	283
Winnebago County Health Department Jurisdiction	1,375	24%	5,650
Wisconsin	31,595	20%	158,578

- Data is suppressed for municipalities with fewer than five active confirmed cases.