

Winnebago County Health Department

COVID-19 Data by School District Geographic Boundary

January 6, 2022

Cases are increasing at an alarming rate. Health care is at capacity, take precautions now to help save those that need medical attention.

Summary

- Winnebago County Health Department and Wisconsin Department of Health Services (DHS) are urging everyone to [take urgent action](#) to prevent hospitalizations and deaths. Public health officials are concerned that already strained health care systems will become further overwhelmed because of the Omicron variant, leading to dangerous situations where hospitals will be unable to serve patients who require care. DHS is advising everyone to get [vaccinated](#) against COVID-19, wear a [well-fitting mask](#), avoid crowds, and get [tested](#) for COVID-19.
- Situational Awareness:
 - Winnebago County is at a **critically high** burden status and activity level. We are in a surge due to Omicron and are likely to remain at high levels of cases for the weeks to come. If you are at high risk of complications from COVID-19 be extremely cautious at this time.
 - Case rates have reached the highest point of the pandemic. There have been 4,194 confirmed + probable cases reported in December 2021, and the case rate reached 1,674.8 confirmed + probable cases per 100,000 people over the past 14 days. Prior to last month, the highest number of cases reported was in October 2020 when we had a total of 4,108 confirmed + probable cases. View our [latest Trend Weekly Data Summary](#) for more information.
 - There are currently 122 [COVID-19 patients hospitalized](#) in Fox Valley Area hospitals. Local health systems are at a crisis point and are severely strained due to the current spike in cases.
 - 27% of Winnebago County residents have received a COVID-19 booster dose.
- The Winnebago County Health Department has updated [guidance for quarantine and isolation](#) to align with new recommendations from [CDC](#) and [DHS](#). Schools, daycares, congregate and other high-risk settings may have additional guidelines. Please notify your schools and workplaces if you test positive for COVID-19.
- The emergence of the [Omicron](#) variant is yet another reason to get vaccinated and get a booster if you are eligible. [COVID-19 vaccines](#) are proven to reduce the risk of getting the virus and also protect the people around you, particularly those at increased risk for severe illness from COVID-19.
- Vaccines are available for anyone five and older any day of the week. Visit www.wcvaccine.org to find answers to your vaccine questions and find a vaccination site near you.
- [Unvaccinated people](#) account for the vast majority of severe cases, hospitalizations and deaths from COVID-19. The risk of having a serious adverse reaction to the vaccine is very low — far lower than the risk of contracting COVID-19. Vaccines are free and do not require an ID or insurance at many locations.
- [CDC has endorsed](#) the [FDA's authorization](#) of Pfizer booster doses for 12- to 15-year-olds, five months after their initial vaccination series is complete. Before the Winnebago County Health Department can offer expanded booster doses to this age group, we must first get approval from DHS.
- [CDC recommends](#) people receive an mRNA COVID-19 vaccine (Pfizer or Moderna) over Johnson & Johnson's COVID-19 vaccine, when possible and appropriate.
- To keep [kids safe and in school](#), get your child vaccinated, have your child wear a well-fitting mask, stay home when ill, and get [tested](#) if they have symptoms or were exposed to COVID-19. If your child is ill or has been exposed to COVID-19, keep all other children in your household home too.
- COVID-19 testing remains an important tool in reducing spread of the virus. Whether you are vaccinated or unvaccinated, protect others by isolating if infected and get a COVID-19 test if you have symptoms, were exposed to the virus, or feel you need a test. Even if you have no symptoms or mild ones, you can infect others.
 - If you were exposed to COVID-19, it's best to wait about 5 days from exposure to get tested. If you test too early, the viral load may not be enough to show up on a test.
 - Anyone with symptoms should get tested immediately.
 - [Visit our website](#) for a list of testing locations in Winnebago County. [Sunnyview Expo Center](#) PCR test results currently take approximately 2-3 days.
- Only the *highest risk close contacts* are being contacted directly by public health – we are asking [people that test positive](#) for COVID-19 to [reach out to all close contacts](#) themselves.

Confirmed Cases by School District Geographic Boundary for the Past Two Weeks (December 22, 2021 – January 4, 2022)

There have been 2,007 new confirmed cases reported in the past two weeks within the geographic boundaries of the Neenah, Omro, Oshkosh, and Winneconne School Districts. An additional 107 confirmed case reported was within the geographic boundaries of other school districts that only partially fall within our jurisdiction.

School District	Confirmed Case Count	Case Rate (per 100,000)	Burden**	Population***
Neenah Joint School District Area	523	1,172.6	Critically High	44,601
Omro School District Area	124	1,611.0	Critically High	7,697
Oshkosh School District Area	1,252	1,557.1	Critically High	80,408
Winneconne School District Area	109	1,123.6	Critically High	9,701
Winnebago County Health Department Jurisdiction	2,115	1,375.6	Critically High	153,748

**Burden is based off of the case rate per 100,000 people in the past two weeks. See table below for more information on Burden Status for our county. Visit the DHS website for more information on this indicator <https://www.dhs.wisconsin.gov/covid-19/local.htm>

***Population for school district was retrieved from <https://nces.ed.gov/programs/edge/TableView/acsProfile/2018> Winnebago County Health Department Jurisdiction does not include the portions of the City of Menasha and the City of Appleton that fall within Winnebago County.

Burden Status	Case Rate per 100,000 residents in the past two weeks	Neenah SD Area	Omro SD Area	Oshkosh SD Area	Winneconne SD Area
Low	Case rate is less than or equal to 10.	Less than 4 cases.	Less than 1 case.	Less than 8 cases.	Less than 1 case.
Moderate	Case rate is greater than 10, but less than or equal to 50.	Greater than 4 cases, but less than or equal to 22 cases.	Greater than 1 case, but less than or equal to 4 cases.	Greater than 8 cases, but less than or equal to 40 cases.	Greater than 1 case, but less than or equal to 5 cases.
Moderately High	Case rate is greater than 50, but less than or equal to 100.	Greater than 22 cases, but less than or equal to 45 cases.	Greater than 4 cases, but less than or equal to 7 cases.	Greater than 40 cases, but less than or equal to 80 cases.	Greater than 5 cases, but less than or equal to 9 cases.
High	Case rate is greater than 100, but less than or equal to 350.	Greater than 45 cases, but less than or equal to 156 cases.	Greater than 7 cases, but less than or equal to 27 cases.	Greater than 80 cases, but less than or equal to 281 cases.	Greater than 9 cases, but less than or equal to 34 cases.
Very High	Case rate is greater than 350, but less than or equal to 1000.	Greater than 156 cases, but less than or equal to 446 cases.	Greater than 27 cases, but less than or equal to 77 cases.	Greater than 281 cases, but less than or equal to 804 cases.	Greater than 34 cases, but less than or equal to 97 cases.
Critically High	Case rate is greater than 1000.	Greater than 446 cases.	Greater than 77 cases.	Greater than 804 cases.	Greater than 97 cases.

Case rate is determined by number of new confirmed cases in a particular group (such as a school district) during the past two weeks, divided by the population of that particular group, multiplied by 100,000. Number of cases for each Burden Status refers to the number of cases during a two-week time span.

COVID-19 Vaccination Data by School District

School District Geographic Area	Percent of residents who have received at least one dose of the vaccine	Percent of residents who have completed the vaccine series	Population
Neenah SD	65.6%	62.4%	44,601
Omro SD	53.6%	51.6%	7,697
Oshkosh SD	55.1%	51.9%	80,408
Winneconne SD	57.7%	54.7%	9,701
Winnebago County	61.0%	59.3%	170,411
Wisconsin	62.2%	58.3%	

Vaccine data is pulled from [WI DHS Vaccine Maps](#).

Number of Confirmed Cases and Rate per 100,000 People by School District Geographic Boundary in the Past Two Weeks (December 22, 2021 – January 4, 2022)

The highlighted cells for Neenah and Oshkosh School District Geographic Boundaries are colors associated with the burden status. Please see the table above for more information on burden status. This information is not provided for Omro and Winneconne School District Geographic Boundaries due to the small population size.

	Neenah SD Area		Omro SD Area		Oshkosh SD Area		Winneconne SD Area	
Age Group	# of cases	Rate per 100,000	# of cases	Rate per 100,000	# of cases	Rate per 100,000	# of cases	Rate per 100,000
<5	26	930.6	7	2,564.1	42	1,019.7	5	1,162.8
5-9	25	902.9	5	929.4	60	1,495.1	2	407.3
10-14	45	1,379.9	4	617.3	66	1,694.5	8	1,221.4
15-17	29	1,691.9	3	737.1	59	2,223.1	5	1,453.5
18-19	30	3,816.8	1	502.5	36	1,001.4	4	2,352.9
20-24	38	1,605.4	16	4,419.9	176	1,726.8	8	2,010.1
25-34	108	1,880.2	20	2,607.6	283	2,521.8	9	1,029.7
35-44	70	1,230.0	23	2,390.9	212	2,301.6	21	2,085.4
45-54	71	1,190.9	20	1,788.9	119	1,123.6	22	1,383.6
55-64	41	590.2	13	1,322.5	112	1,210.4	18	1,000.6
65-74	29	724.3	11	1,147.0	59	1,033.1	4	341.6
75-84	9	467.5	1	324.7	21	506.9	3	554.5
85+	2	314.0	0	0.0	7	387.0	0	0.0

Rate is determined by number of new confirmed cases in a particular group (such as an age group) during the past two weeks, divided by the population of that particular age group, multiplied by 100,000. Rates can fluctuate greatly with small population sizes like Omro and Winneconne making it difficult to call out high rates. **Small population data may be more effectively looked at in a trend wise fashion.**

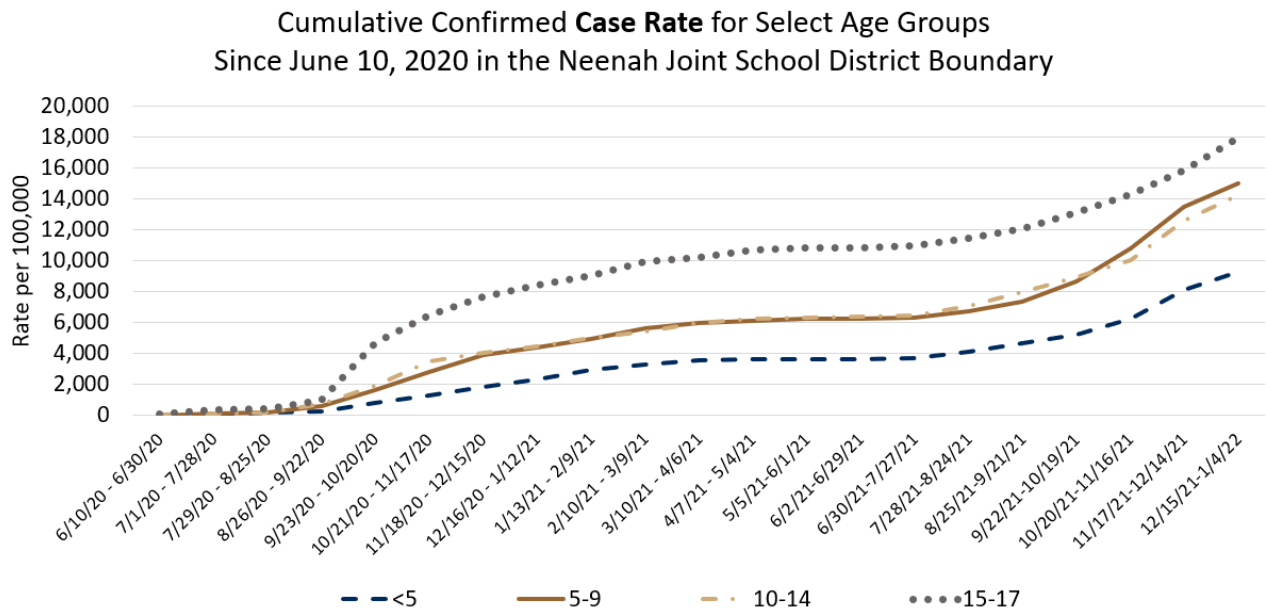
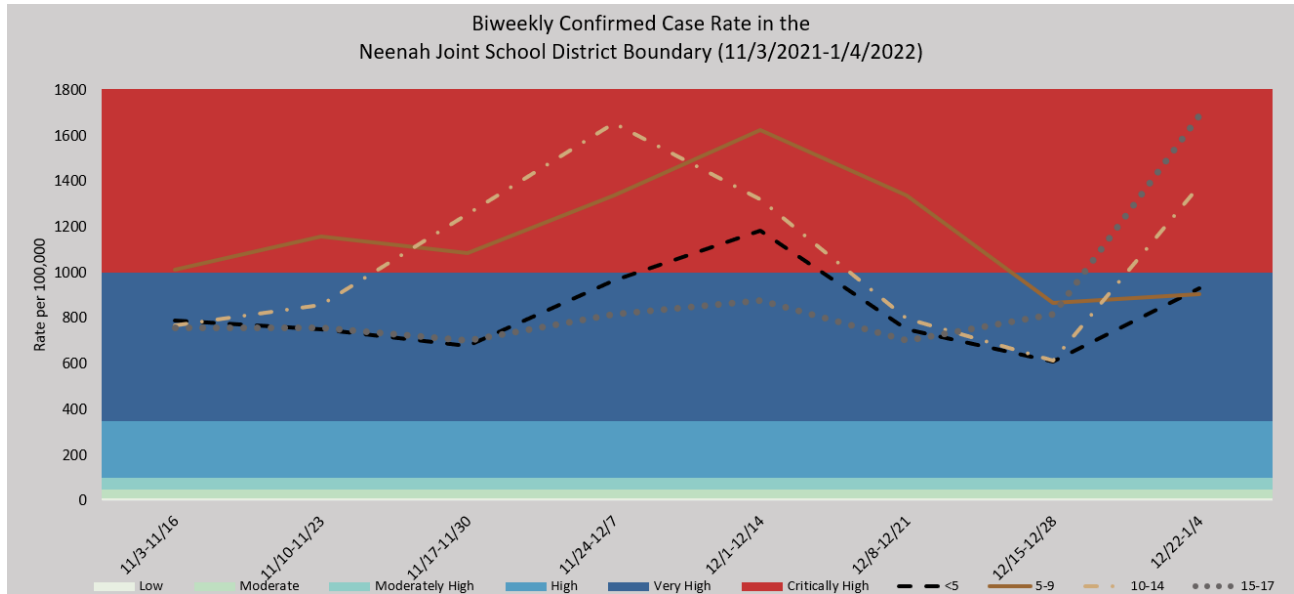
Confirmed Case Counts Among Individuals under Age 18, Trended Over Time by School District Geographic Boundary

The table below shows the biweekly confirmed cases counts by school district geographic boundary across the past 8 weeks for individuals under age 18. The highlighted cells for Neenah and Oshkosh School District geographic boundaries are colors associated with the burden status. Please see the table on page 2 for more information on burden status. Burden status is not provided for Omro and Winneconne School District geographic boundaries due to the small population size.

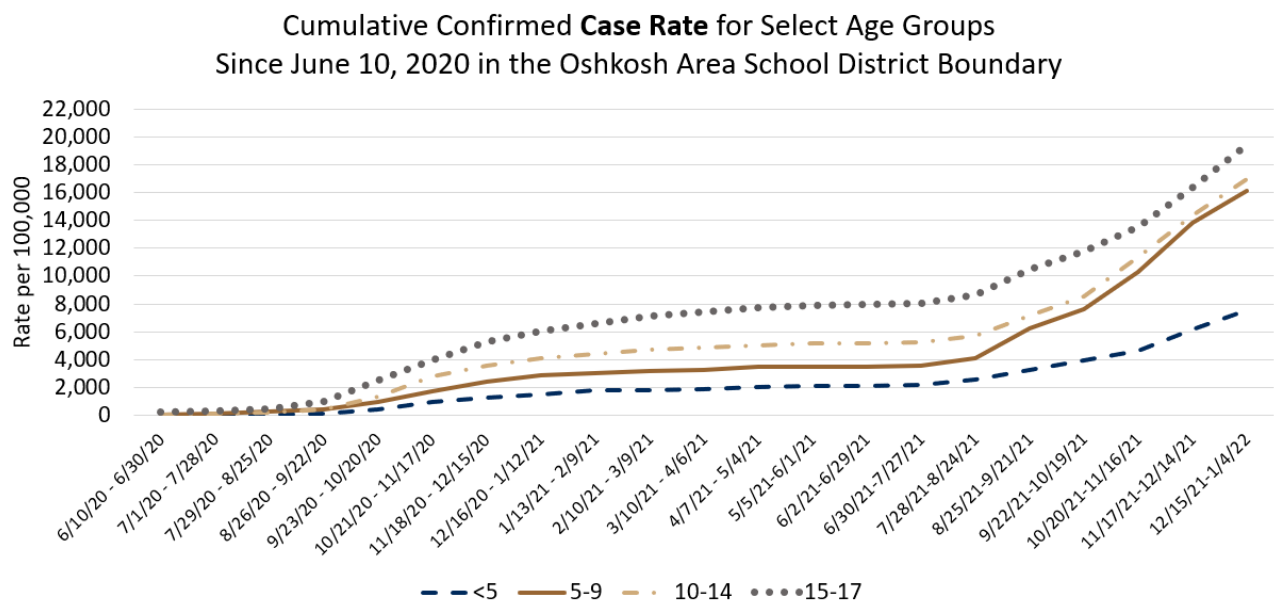
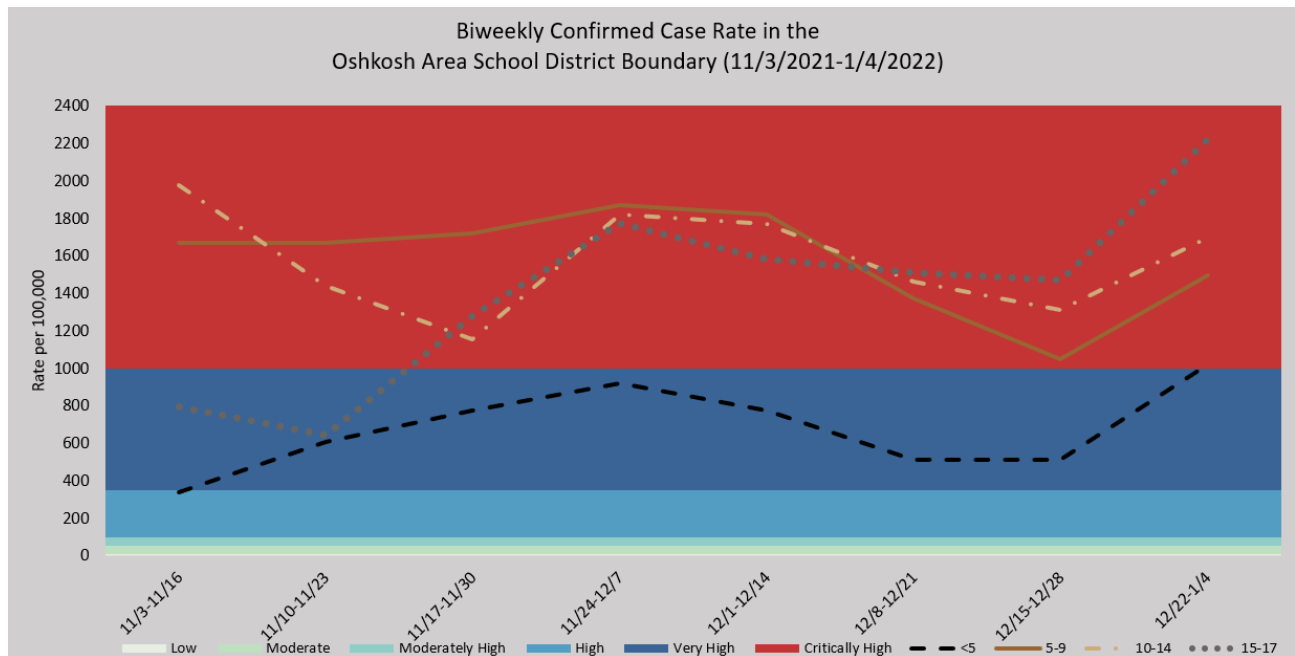
	# of cases (Age <5)	Rate per 100,000	# of cases (Age 5-9)	Rate per 100,000	# of cases (Age 10-14)	Rate per 100,000	# of cases (Age 15-17)	Rate per 100,000
NEENAH SCHOOL DISTRICT AREA								
11/3-11/16	22	787.4	28	1,011.2	25	766.6	13	758.5
11/10-11/23	21	751.6	32	1,155.7	28	858.6	13	758.5
11/17-11/30	19	680.0	30	1,083.4	41	1,257.3	12	700.1
11/24-12/7	27	966.4	37	1,336.2	54	1,655.9	14	816.8
12/1-12/14	33	1,181.1	45	1,625.1	43	1,318.6	15	875.1
12/8-12/21	21	751.6	37	1,336.2	26	797.3	12	700.1
12/15-12/28	17	608.4	24	866.7	20	613.3	14	816.8
12/22-1/4	26	930.6	25	902.9	45	1,379.9	29	1,691.9
OMRO SCHOOL DISTRICT AREA								
11/3-11/16	2	732.6	5	929.4	9	1,388.9	3	737.1
11/10-11/23	2	732.6	5	929.4	13	2,006.2	2	491.4
11/17-11/30	5	1,831.5	5	929.4	15	2,314.8	0	0.0
11/24-12/7	4	1,465.2	8	1,487.0	11	1,697.5	2	491.4
12/1-12/14	1	366.3	6	1,115.2	5	771.6	2	491.4
12/8-12/21	0	0.0	4	743.5	4	617.3	2	491.4
12/15-12/28	2	732.6	5	929.4	5	771.6	3	737.1
12/22-1/4	7	2,564.1	5	929.4	4	617.3	3	737.1
OSHKOSH SCHOOL DISTRICT AREA								
11/3-11/16	14	339.9	67	1,669.6	77	1,976.9	21	791.3
11/10-11/23	25	606.9	67	1,669.6	56	1,437.7	17	640.5
11/17-11/30	32	776.9	69	1,719.4	45	1,155.3	34	1,281.1
11/24-12/7	38	922.6	75	1,868.9	71	1,822.8	47	1,770.9
12/1-12/14	32	776.9	73	1,819.1	69	1,771.5	42	1,582.5
12/8-12/21	21	509.8	55	1,370.5	57	1,463.4	40	1,507.2
12/15-12/28	21	509.8	42	1,046.6	51	1,309.4	39	1,469.5
12/22-1/4	42	1,019.7	60	1,495.1	66	1,694.5	59	2,223.1
WINNECONNE SCHOOL DISTRICT AREA								
11/3-11/16	5	1,162.8	16	3,258.7	8	1,221.4	5	1,453.5
11/10-11/23	6	1,395.3	24	4,888.0	7	1,068.7	3	872.1
11/17-11/30	6	1,395.3	21	4,277.0	5	763.4	0	0.0
11/24-12/7	5	1,162.8	8	1,629.3	0	0.0	2	581.4
12/1-12/14	5	1,162.8	7	1,425.7	4	610.7	2	581.4
12/8-12/21	5	1,162.8	7	1,425.7	6	916.0	2	581.4
12/15-12/28	3	697.7	3	611.0	3	458.0	3	872.1
12/22-1/4	5	1,162.8	2	407.3	8	1,221.4	5	1,453.5

NEENAH JOINT SCHOOL DISTRICT GEOGRAPHIC BOUNDARY

The graphs on the following pages show how case rates by age group have changed over time for Oshkosh and Neenah School District boundaries. The first graph on each page shows the biweekly confirmed case rates per 100,000 residents. The second graph shows the cumulative confirmed case rates. Cumulative case rates will always trend upward, it is the rate of increase in that trend that helps us understand what populations are being impacted the most. Omro and Winneconne do not have similar graphs due to small population size and small confirmed case counts in these geographic areas.



OSHKOSH AREA SCHOOL DISTRICT GEOGRAPHIC BOUNDARY



Background Information

This report provides *preliminary* data on the confirmed COVID-19 cases from December 22, 2021 – January 4, 2022. A person is counted as a **confirmed** COVID-19 case if they had a **positive confirmatory laboratory test** (for example, polymerase chain reaction (PCR) tests or nucleic acid amplification tests (NAAT) that detect genetic material of SARS-CoV-2, the virus that causes COVID-19). Antigen positive tests are counted as **probable** cases and are not currently included in the case count rates and graphs in this report. Please view the General Weekly Data Report to learn more about the confirmed and probable case counts, rates, and burden level.

Dates utilized for all graphs and tables are based on test result date and may not represent final reported case counts. Data may be underreported for recent days because results can take multiple days to be reported to the health department. This means the number of tests and percent positivity may change in next week's report. As this is a weekly report for the past 14 days, there will always be a week of overlap between reports.

Data by school district geographic boundary may differ from data provided by the respective school district. School district geographic boundaries are the geographic area from which children are **eligible** to attend a certain school district. Data by school district geographic boundary includes cases among all individuals that live within that boundary regardless of age or where they attend school. In this report, data for school age children (5-17) does not differentiate between where they actually attend school or if they are homeschooled.

For school district specific COVID-19 information:

- [Neenah Joint School District](#)
- [Omro School District](#)
- [Oshkosh Area School District](#)
- [Winneconne Community School District](#)

*The COVID-19 data provided in this report is specific to the Winnebago County Health Department (WCHD) jurisdiction (population: 153,748). It does not include the portions of the City of Menasha or City of Appleton that fall within Winnebago County as those areas fall within the jurisdiction of the [City of Menasha Health Department](#) and [City of Appleton Health Department](#). As of October 3, 2020, data reports from the Winnebago County Health Department do not include test results from residents in Wisconsin Department of Corrections facilities, which includes the Oshkosh Correctional Institute. This data can be found on the Wisconsin Department of Corrections [website](#).

Data provided on the [Department of Health Services website](#) may be different than the information provided by WCHD because the state reports data for the entire county based on address, which includes those portions of Menasha and Appleton as well as the correctional facilities.

For additional Winnebago County Health Department COVID-19 information:

- [WCHD COVID-19 Webpage](#)
- [General Weekly Data Summaries](#)
- [Municipality Weekly Data Summaries](#)
- [Trend Data Graphs](#)
- [COVID-19 Resources for K-12 Schools and Daycares](#)