



Public Health
Prevent. Promote. Protect.

**Winnebago County
Health Department**

Winnebago County Health Department Municipalities Weekly COVID Data Summary

January 21, 2021

Summary

- As of January 20, at least 6,028 [COVID-19 vaccines](#) have been administered to Winnebago County residents that fall within [Phase 1a of the state's vaccination plan](#) and 260,402 doses of COVID-19 vaccine have been administered to Wisconsin residents. To date, our health department has received 900 doses and will continue to vaccinate those in Phase 1a and first responders into next week. Like most communities, we are preparing to vaccinate Phase 1b and stand up community clinics as statewide guidance and sufficient vaccine arrives. Phase 1b will take months to roll out; please be patient and see [our website](#) for updates.
- Local health systems, clinics and pharmacies have been vaccinating unaffiliated healthcare providers and others in [Phase 1a](#) such as dentists, independent physicians, school nurses, therapists, mortuary workers and vaccinators. If you are eligible for Phase 1a and have not been offered the vaccine, please check with your employer on their vaccination plan. If you are in Phase 1a and are not affiliated with a vaccine provider, please complete [this form](#).
- While it is very exciting that vaccine is arriving, it will take at least until the end of summer to reach an adequate level of community immunity, so we must continue to stay home, wear a mask, socially distance and practice good hand hygiene. Case rates remain very high and with the more contagious variant circulating in Wisconsin, we have to be careful to avoid another surge in virus activity.
- **Get tested** after a known or potential exposure or if you have any symptoms, even if they are mild. If you have been tested, stay home until you receive your test results and follow the guidance provided.
- If you are using options to [shorten quarantine](#), be sure to continue to monitor symptoms, wear a mask, [social distance](#), and avoid group activities for the full 14 days. Shortened quarantine options may not be appropriate in all settings, such as high-risk, congregate settings, including daycares and K-12 schools.
- Safely [support the local community](#) through curbside pickup and delivery options and seeking out businesses that engage in precautionary measures. If a business is not following recommendations, consider speaking with manager and notifying the health department through this [form](#).
- Hospitalizations are rising with 63 COVID-19 patients currently hospitalized in the Fox Valley.
- There have been a total of 168 confirmed COVID-19 deaths among confirmed and probable cases.
- **Our confirmed + probable case burden remains very high.** The confirmed + probable case rate over the past 2 weeks for our jurisdiction is 571.7 cases per 100,000 people, a decrease from 596.4 cases per 100,000 last week. The number of cases (confirmed/probable) in the first week of this 2-week timeframe was 354/193 and for this most recent week is 218/114. Individuals aged 25-29 had the highest confirmed case rates of 493.5 per 100,000. Rates are lowest in those under 18 (242.5 per 100,000).
- Over this past week, 7.4% of [PCR tests in Wisconsin](#) were positive and 6.7% of PCR tests across all of Winnebago County were positive, which is still above our goal of remaining below 5% positivity. Many people with symptoms are only receiving antigen tests, which are excluded from our percent positivity calculation and likely leads to artificially lower percentages.
- Over the past two weeks, a daily average of 635 PCR tests were conducted among residents within the Winnebago County Health Department jurisdiction.
- We continue to ask for the community's help with notification of [close contacts](#). Early notification and [quarantine](#) of exposed individuals is an important tool in limiting spread of COVID-19. View our website for updated [testing information](#). WI Department of Health Services also encourages residents to download the [WI Exposure Notification app](#) to assist in notifying contacts of people who have tested positive for COVID-19.
- **Please Note:** Our reports next week will be released on Friday, Jan. 29 instead of Thursday. Sorry for any inconvenience.

Background Information

This report provides *preliminary* data on the confirmed COVID-19 cases from January 6, 2021 – January 19, 2021. A person is counted as a **confirmed** COVID-19 case if they had a **positive confirmatory laboratory test** (for example, polymerase chain reaction (PCR) tests or nucleic acid amplification tests (NAT) that detect genetic material of SARS-CoV-2, the virus that causes COVID-19). Antigen positive tests are counted as **probable** cases and are not currently included in the case count rates and graphs in this report.

Dates utilized for all graphs and tables are based on test result date and may not represent final reported case counts. Data may be underreported for recent days because results can take multiple days to be reported to the health department. This means the number of tests and percent positivity may change in next week's report. As this is a weekly report for the past 14 days, there will always be a week of overlap between reports.

*The COVID-19 data provided in this report is specific to the Winnebago County Health Department (WCHD) jurisdiction (population: 153,748). It does not include the portions of the City of Menasha or City of Appleton that fall within Winnebago County as those areas fall within the jurisdiction of the [City of Menasha Health Department](#) and [City of Appleton Health Department](#). As of October 3, 2020, data reports from the Winnebago County Health Department do not include test results from residents in Wisconsin Department of Corrections facilities, which includes the Oshkosh Correctional Institute. This data can be found on the Wisconsin Department of Corrections [website](#).

Data provided on the [Department of Health Services website](#) may be different than the information provided by WCHD because the state reports data for the entire county based on address, which includes those portions of Menasha and Appleton as well as the correctional facilities.

For additional Winnebago County Health Department COVID-19 information:

- [WCHD COVID-19 Webpage](#)
- [General Weekly Data Summaries](#)
- [School District Weekly Data Summaries](#)

Confirmed Cases by Municipality for the Past Two Weeks (January 6 – January 19)

Municipality	Confirmed Case Count for past 2 weeks	Case Rate (per 100,000)	Burden**	Population***
City of Oshkosh	223	334.9	High	66,595
City of Neenah	99	376.0	Very High	26,333
Village of Fox Crossing	96	502.9	Very High	19,090
City of Omro	13	362.7	<i>The populations in these municipalities are too small to provide burden status. Case rates fluctuate greatly with small population sizes. Interpret with caution, rely more on case counts and trend of case counts over time to estimate risks.</i> <i>Data is suppressed for municipalities with fewer than five confirmed cases in the past two weeks. See Case Rate by region graph on page 4.</i>	3,584
Town of Algoma	17	245.0		6,939
Town of Black Wolf	Less than 5 cases			2,446
Town of Clayton	22	524.7		4,193
Town of Neenah	24	660.8		3,632
Town of Nekimi	Less than 5 cases			1,422
Town of Nepeuskun	Less than 5 cases			743
Town of Omro	8	344.1		2,325
Town of Oshkosh	14	564.5		2,480
Town of Poygan	Less than 5 cases			1,327
Town of Rushford	Less than 5 cases			1,612
Town of Utica	5	374.0		1,337
Town of Vinland	10	576.0		1,736
Town of Winchester	Less than 5 cases			1,824
Town of Winneconne	7	287.4		2,436
Town of Wolf River	6	502.1		1,195
Village of Winneconne	9	360.1		2,499
Rural Regions****				
Central	37	342.2	High	10,844
Northeast	56	586.3	Very High	9,561
Southeast	36	271.4	High	13,287
West	24	299.0	High	8,038
Winnebago County Health Department Jurisdiction	572	372.0	Very High	153,748
Winnebago County	740	437.0	Very High	169,861
Wisconsin	31,177	539.3	Very High	

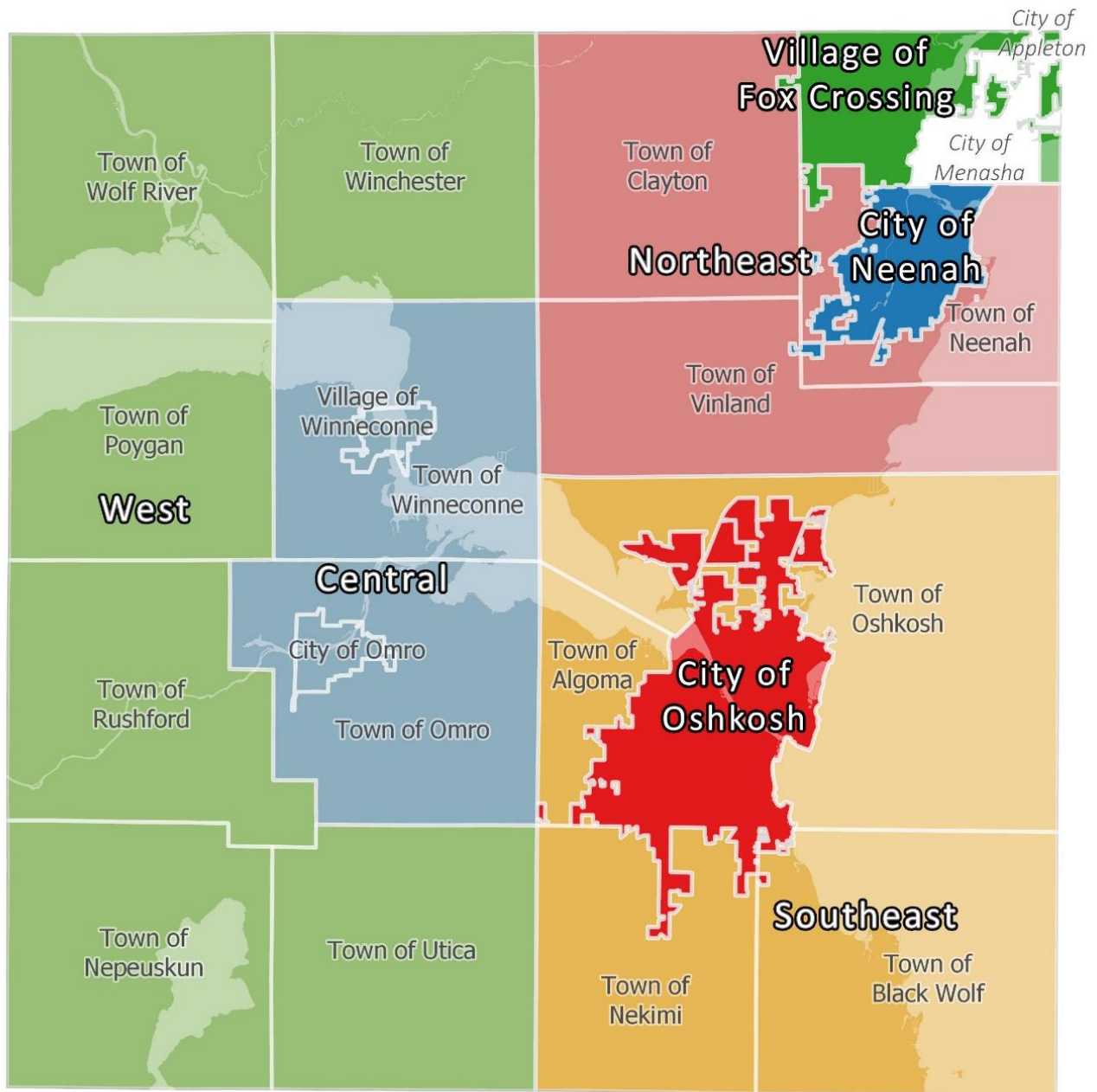
**Burden is based off of the case rate per 100,000 people in the past two weeks. See table on page 3 for more information on Burden Status for our county. Visit the DHS website for more information on this indicator at the state level

<https://www.dhs.wisconsin.gov/covid-19/local.htm>

***Population for municipality was retrieved from https://doa.wi.gov/DIR/Final_Ests_Muni_2020.pdf. Winnebago County Health Department Jurisdiction does not include the portions of the City of Menasha and the City of Appleton that fall within Winnebago County but report to their own health departments.

****Due to population size, the smaller municipalities were grouped together into rural regions (See map on pg. 3)

Winnebago County Map by Regions



- **West:** Towns of Nepeuskun, Poygan, Rushford, Utica, Winchester, and Wolf River
- **Northeast:** Towns of Clayton, Neenah, and Vinland
- **Southeast:** Towns of Algoma, Black Wolf, Nekimi, and Oshkosh
- **Central:** City of Omro, Towns of Omro & Winneconne, and Village of Winneconne

Number of Confirmed Cases and Rate per 100,000 People for Select Municipalities in the Past Two Weeks (January 6 – January 19)

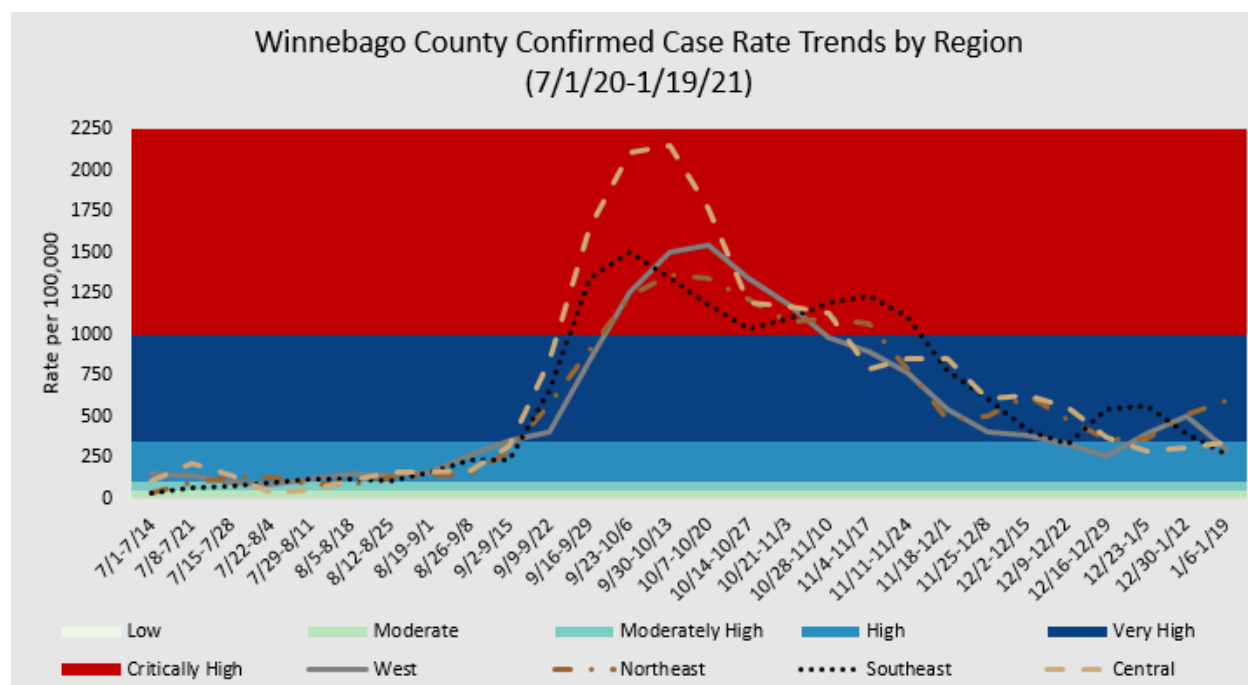
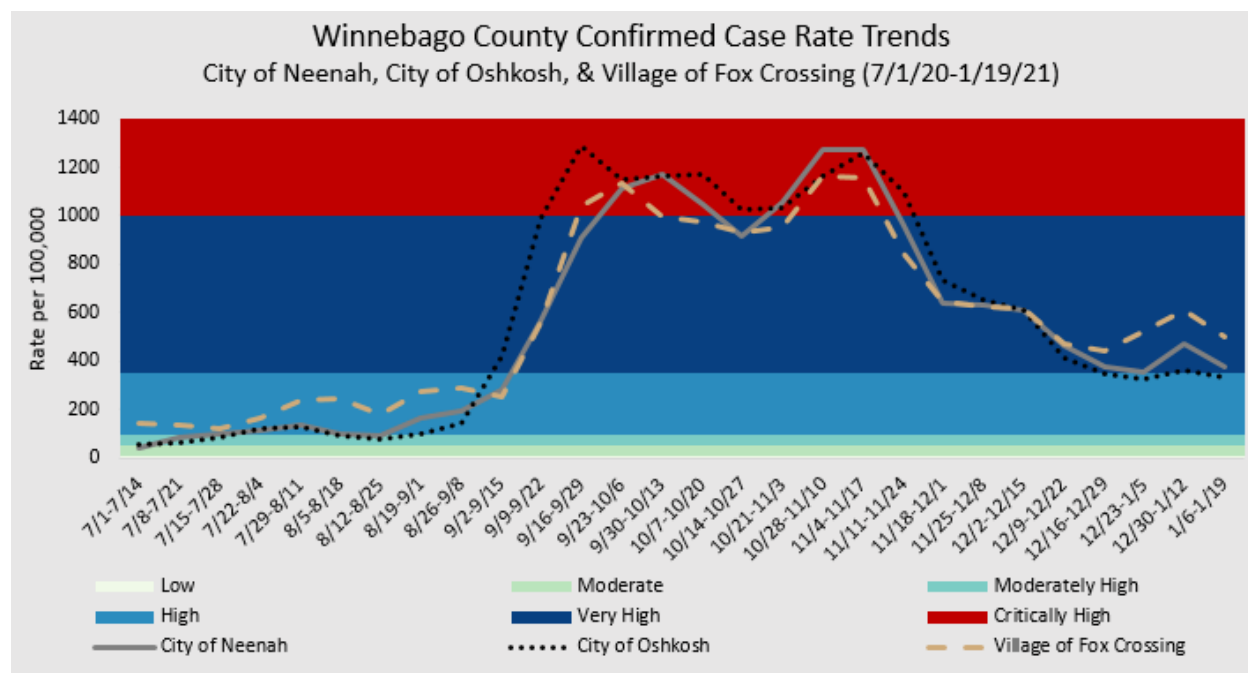
	City of Neenah			City of Oshkosh			Village of Fox Crossing		
Age Group	Number of cases	Rate per 100,000	Pop.	Number of cases	Rate per 100,000	Pop.	Number of cases	Rate per 100,000	Pop.
<18	22	346.6	6,347	22	185.9	11,836	16	418.3	3,825
18-24	13	697.4	1,864	53	408.9	12,962	10	573.7	1,743
25-29	10	554.6	1,803	26	494.2	5,261	8	532.3	1,503
30-39	21	610.6	3,439	30	337.8	8,882	17	651.1	2,611
40-49	16	474.6	3,371	24	320.4	7,491	12	672.3	1,785
50-59	6	155.8	3,850	25	304.7	8,206	13	384.0	3,385
60-69	4	146.0	2,739	23	406.5	5,658	9	430.4	2,091
70-79	3	193.9	1,547	12	373.9	3,209	6	489.0	1,227
80+	4	432.0	926	8	257.6	3,105	5	809.1	618
Total	99	382.4	25,886	223	334.8	66,610	96	511.0	18,788

Burden Status	Case Rate per 100,000 residents in the past two weeks	City of Neenah	City of Oshkosh	Village of Fox Crossing
Low	Case rate is less than or equal to 10.	Less than 3 cases.	Less than 7 case.	Less than 2 cases.
Moderate	Case rate is greater than 10, but less than or equal to 50.	Greater than 3 cases, but less than or equal to 13 cases.	Greater than 7 case, but less than or equal to 33 cases.	Greater than 2 cases, but less than or equal to 10 cases.
Moderately High	Case rate is greater than 50, but less than or equal to 100.	Greater than 13 cases, but less than or equal to 26 cases.	Greater than 33 cases, but less than or equal to 67 cases.	Greater than 10 cases, but less than or equal to 19 cases.
High	Case rate is greater than 100, but less than or equal to 350.	Greater than 26 cases, but less than or equal to 92 cases.	Greater than 67 cases, but less than or equal to 233 cases.	Greater than 19 cases, but less than or equal to 67 cases.
Very High	Case rate is greater than 350, but less than or equal to 1,000.	Greater than 92 cases, but less than or equal to 263 cases.	Greater than 233 cases, but less than or equal to 666 cases.	Greater than 67 cases, but less than or equal to 191 cases.
Critically High	Case rate is greater than 1,000.	Greater than 263 cases.	Greater than 666 cases.	Greater than 191 cases.

Case rate is determined by number of new confirmed cases during the past two weeks, divided by population in the municipality, multiplied by 100,000. Rates can fluctuate greatly with small population sizes making it difficult to call out high rates. Burden Status will only be provided for City of Neenah, City of Oshkosh, and Village of Fox Crossing due to population size. Number of cases for each Burden Status refers to the number of confirmed cases during a two-week time span.

Confirmed Case Rate Trends by Municipality

The graphs below show confirmed case rate per 100,000 people by municipalities. These case rates are based on confirmed case counts during a two-week time span.



****Due to population size, the smaller municipalities were grouped together into the following rural regions
(See map on pg. 3)

- West: Towns of Nepeuskun, Poygan, Rushford, Utica, Winchester, and Wolf River
- Northeast: Towns of Clayton, Neenah, and Vinland
- Southeast: Towns of Algoma, Black Wolf, Nekimi, and Oshkosh
- Central: City of Omro, Towns of Omro & Winneconne, and Village of Winneconne

Active Cases and Total Number of Confirmed Cases by Municipality (3/11/20-1/20/21)

A person is counted as an active COVID-19 case if they had a positive confirmatory laboratory test (for example, a test that detects the virus in the nose or throat) and are currently in isolation and being followed by a disease investigator.

Municipality	Active Cases		Total Cases
	Number of Active Cases	Percent	Total Number of Confirmed Cases
City of Oshkosh	143	2%	5,898
City of Neenah	66	3%	2,120
Village of Fox Crossing	68	4%	1,642
City of Omro	13	3%	412
Town of Algoma	11	2%	605
Town of Black Wolf	0	0%	218
Town of Clayton	14	4%	367
Town of Neenah	15	5%	283
Town of Nekimi	Less than 5 cases		133
Town of Nepeuskun	Less than 5 cases		57
Town of Omro	7	4%	196
Town of Oshkosh	7	3%	214
Town of Poygan	Less than 5 cases		96
Town of Rushford	0	0%	112
Town of Utica	Less than 5 cases		110
Town of Vinland	8	6%	138
Town of Winchester	Less than 5 cases		163
Town of Winneconne	6	3%	239
Town of Wolf River	Less than 5 cases		109
Village of Winneconne	6	3%	236
Rural Regions****			
Central	32	33%	1,083
Northeast	37	22%	788
Southeast	19	20%	1,170
West	11	31%	647
Winnebago County Health Department Jurisdiction	377	3%	13,349
Wisconsin	23,904	5%	525,763

- Data is suppressed for municipalities with fewer than five active confirmed cases.