



Public Health
Prevent. Promote. Protect.

**Winnebago County
Health Department**

Winnebago County Health Department Municipalities Weekly COVID Data Summary

January 14, 2021

Summary

- As of January 13, approximately 4,390 COVID-19 vaccines have been administered to Winnebago County residents that fall within [Phase 1a of the state's vaccination plan](#). In total, our health department received 400 doses over the past two weeks; limited vaccine supply restricted the ability of the state to increase our allocation beyond 200 doses per week. Our staff has been working to vaccinate individuals in Phase 1a as quickly as possible and has already begun scheduling police and fire personnel becoming eligible next week.
- Local health systems, clinics and pharmacies have been vaccinating unaffiliated healthcare providers and others in [Phase 1a](#) such as dentists, independent physicians, school nurses, therapists and vaccinators. Our health department is coordinating with the Fox Valley Health Care Readiness Coalition (HERC) to ensure timely vaccination of those in Phase 1a by referring individuals to vaccinators with available doses. If you think you are eligible for Phase 1a and have not been offered the vaccine, please check with your employer on their vaccination plan. If you are in Phase 1a and are not affiliated with a vaccine provider, please complete [this form](#). We anticipate Phase 1b guidance by the end of next week.
- While it is very exciting that vaccine is arriving, it will take months to reach community immunity, so we must continue to stay home, wear a mask, socially distance and practice good hand hygiene. Case rates are rising and, with the more contagious variant circulating in Wisconsin, we have to be careful we don't generate another surge in virus activity.
- **Stay at home.** Avoid gathering with anyone outside your home, especially those at [increased risk for severe disease](#). [Get tested](#) after a known or potential exposure or if you have any symptoms, even if they are mild. If you have been tested, stay home until you receive your test results and follow the guidance provided.
- If you are using options to [shorten quarantine](#), be sure to continue to monitor symptoms, wear a mask, [social distance](#), and do not participate in group activities for the full 14 days. Shortened quarantine options may not be appropriate in all settings, such as high-risk, congregate settings, including daycares and K-12 schools.
- Safely [support the local community](#) through curbside pickup and delivery options and seeking out businesses that engage in precautionary measures. If a business is not following recommendations, consider speaking with manager and notifying the health department through this [form](#).
- Hospitalizations are rising, and 21% of the 162 COVID-19 deaths in our jurisdiction occurred in the past 6 weeks.
- **Our confirmed + probable case burden remains very high.** The confirmed + probable case rate over the past 2 weeks for our jurisdiction is 596.4 cases per 100,000 people, **an increase** from the 465.0 cases per 100,000 last week. The number of cases (confirmed/probable) in the first week of this 2-week timeframe was 300/90 and for this most recent week is 331/196. Individuals aged 25-29 and 30-39 had the highest confirmed case rates of 544.8 and 542.8 per 100,000. Rates are lowest in those under 18 (252.2 per 100,000).
- Over this past week, 9.3% of [PCR tests in Wisconsin](#) were positive and 6.8% of PCR tests across all of Winnebago County were positive, which is still above our goal of remaining below 5% positivity. Many people with symptoms are only receiving antigen tests, which are excluded from our percent positivity calculation, leading to artificially lower percentages.
- We continue to ask for the community's help with notification of [close contacts](#). Early notification and [quarantine](#) of exposed individuals is an important tool in limiting spread of COVID-19. View our website for updated [testing information](#). WI Department of Health Services encourages residents to download the [WI Exposure Notification app](#) to assist in notifying contacts of people who have tested positive for COVID-19.

Background Information

This report provides *preliminary* data on the confirmed COVID-19 cases from December 30, 2020 – January 12, 2021. A person is counted as a **confirmed** COVID-19 case if they had a positive confirmatory laboratory test (for example, polymerase chain reaction (PCR) tests or nucleic acid amplification tests (NAT) that detect genetic material of SARS-CoV-2, the virus that causes COVID-19). Antigen positive tests are counted as **probable** cases and are not currently included in the case count rates and graphs in this report.

Dates utilized for all graphs and tables are based on test result date and may not represent final reported case counts. Data may be underreported for recent days because results can take multiple days to be reported to the health department. This means the number of tests and percent positivity may change in next week's report. As this is a weekly report for the past 14 days, there will always be a week of overlap between reports.

*The COVID-19 data provided in this report is specific to the Winnebago County Health Department (WCHD) jurisdiction (population: 153,748). It does not include the portions of the City of Menasha or City of Appleton that fall within Winnebago County as those areas fall within the jurisdiction of the [City of Menasha Health Department](#) and [City of Appleton Health Department](#). With the increased amount of testing occurring in correctional facilities, starting October 3, 2020, data reports from the Winnebago County Health Department will not include test results from those living in Wisconsin Department of Corrections facilities, which includes the Oshkosh Correctional Institute. You can find testing data for the Wisconsin Department of Corrections on [this website](#).

Data provided on the [Department of Health Services website](#) may be different than the information provided by WCHD because the state reports data for the entire county based on address, which includes those portions of Menasha and Appleton as well as the correctional facilities.

For additional Winnebago County Health Department COVID-19 information:

- [WCHD COVID-19 Webpage](#)
- [General Weekly Data Summaries](#)
- [School District Weekly Data Summaries](#)

Confirmed Cases by Municipality for the Past Two Weeks (December 30 – January 12)

Municipality	Confirmed Case Count for past 2 weeks	Case Rate (per 100,000)	Burden**	Population***
City of Oshkosh	235	352.9	Very High	66,595
City of Neenah	121	459.5	Very High	26,333
Village of Fox Crossing	109	571.0	Very High	19,090
City of Omro	7	195.3	<i>The populations in these municipalities are too small to provide burden status. Case rates fluctuate greatly with small population sizes. Interpret with caution, rely more on case counts and trend of case counts over time to estimate risks.</i> <i>Data is suppressed for municipalities with fewer than five confirmed cases in the past two weeks. See Case Rate by region graph on page 4.</i>	3,584
Town of Algoma	24	345.9		6,939
Town of Black Wolf	7	286.2		2,446
Town of Clayton	18	429.3		4,193
Town of Neenah	20	550.7		3,632
Town of Nekimi	Less than 5 cases			1,422
Town of Nepeuskun	Less than 5 cases			743
Town of Omro	10	430.1		2,325
Town of Oshkosh	17	685.5		2,480
Town of Poygan	6	452.1		1,327
Town of Rushford	Less than 5 cases			1,612
Town of Utica	7	523.6		1,337
Town of Vinland	7	403.2		1,736
Town of Winchester	14	767.5		1,824
Town of Winneconne	6	246.3		2,436
Town of Wolf River	5	418.4		1,195
Village of Winneconne	8	320.1		2,499
Rural Regions****				
Central	31	286.7	High	10,844
Northeast	45	471.2	Very High	9,561
Southeast	52	392.0	Very High	13,287
West	38	473.3	Very High	8,038
Winnebago County Health Department Jurisdiction	631	410.4	Very High	153,748
Winnebago County	771	455.3	Very High	169,861
Wisconsin	35,978	622.3	Very High	

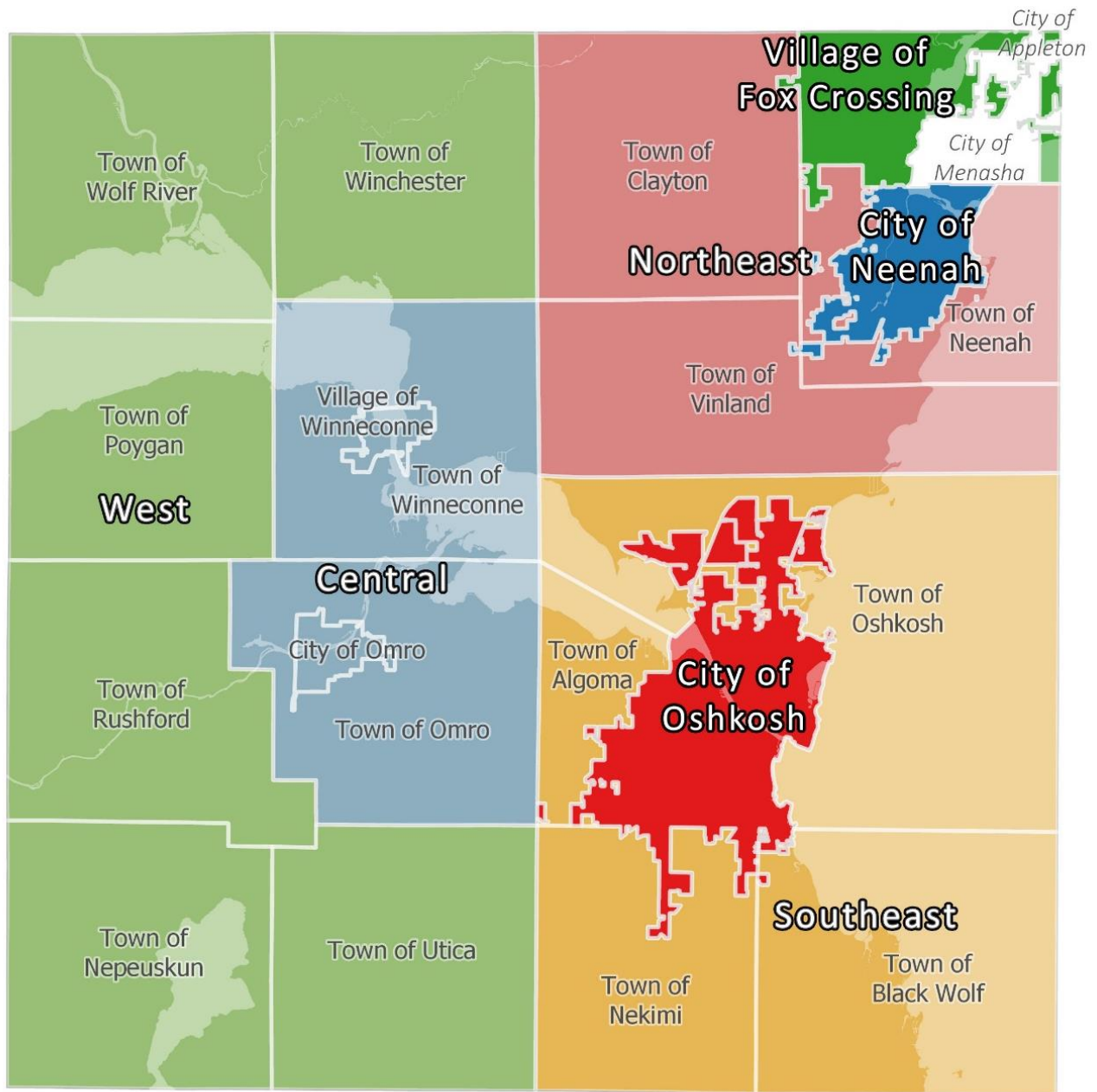
**Burden is based off of the case rate per 100,000 people in the past two weeks. See table on page 3 for more information on Burden Status for our county. Visit the DHS website for more information on this indicator at the state level

<https://www.dhs.wisconsin.gov/covid-19/local.htm>

***Population for municipality was retrieved from https://doa.wi.gov/DIR/Final_Ests_Muni_2020.pdf. Winnebago County Health Department Jurisdiction does not include the portions of the City of Menasha and the City of Appleton that fall within Winnebago County but report to their own health departments.

****Due to population size, the smaller municipalities were grouped together into rural regions (See map on pg. 3)

Winnebago County Map by Regions



- **West:** Towns of Nepeuskun, Poygan, Rushford, Utica, Winchester, and Wolf River
- **Northeast:** Towns of Clayton, Neenah, and Vinland
- **Southeast:** Towns of Algoma, Black Wolf, Nekimi, and Oshkosh
- **Central:** City of Omro, Towns of Omro & Winneconne, and Village of Winneconne

Number of Confirmed Cases and Rate per 100,000 People for Select Municipalities in the Past Two Weeks (December 30 – January 12)

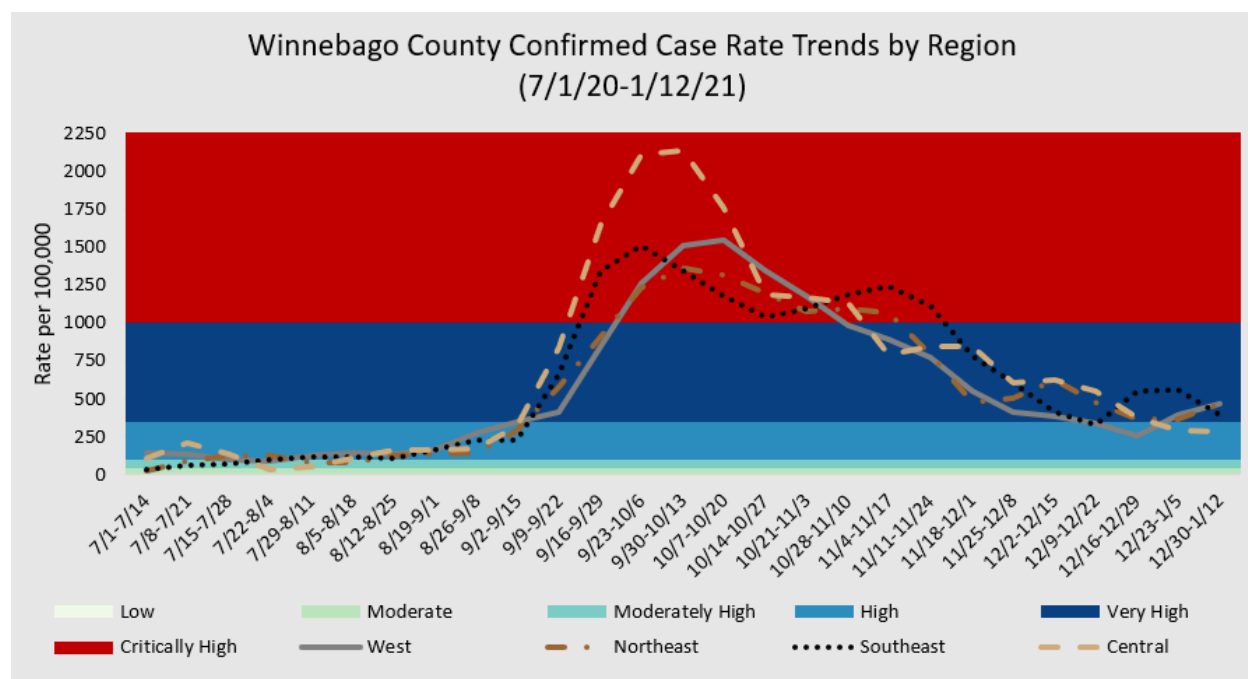
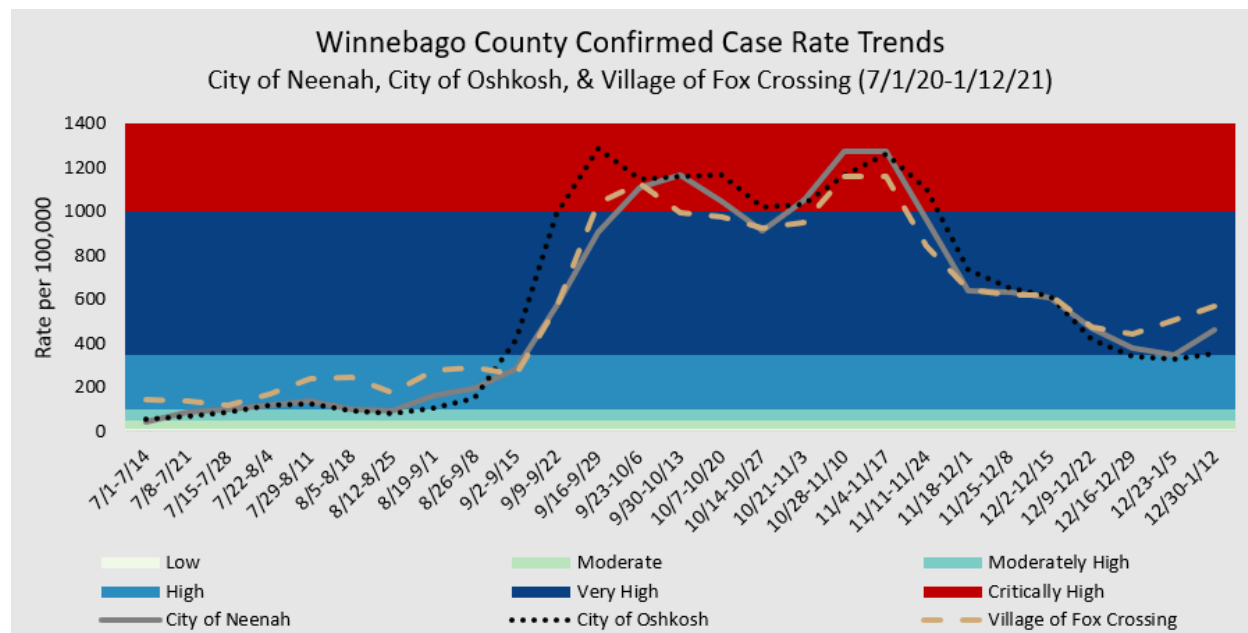
	City of Neenah			City of Oshkosh			Village of Fox Crossing		
Age Group	Number of cases	Rate per 100,000	Pop.	Number of cases	Rate per 100,000	Pop.	Number of cases	Rate per 100,000	Pop.
<18	22	346.6	6,347	21	177.4	11,836	12	313.7	3,825
18-24	13	697.4	1,864	53	408.9	12,962	10	573.7	1,743
25-29	13	721.0	1,803	25	475.2	5,261	11	731.9	1,503
30-39	29	843.3	3,439	43	484.1	8,882	12	459.6	2,611
40-49	23	682.3	3,371	28	373.8	7,491	15	840.3	1,785
50-59	8	207.8	3,850	21	255.9	8,206	16	472.7	3,385
60-69	6	219.1	2,739	20	353.5	5,658	17	813.0	2,091
70-79	5	323.2	1,547	9	280.5	3,209	9	733.5	1,227
80+	2	216.0	926	15	483.1	3,105	7	1,132.7	618
Total	121	467.4	25,886	235	352.8	66,610	109	580.2	18,788

Burden Status	Case Rate per 100,000 residents in the past two weeks	City of Neenah	City of Oshkosh	Village of Fox Crossing
Low	Case rate is less than or equal to 10.	Less than 3 cases.	Less than 7 case.	Less than 2 cases.
Moderate	Case rate is greater than 10, but less than or equal to 50.	Greater than 3 cases, but less than or equal to 13 cases.	Greater than 7 case, but less than or equal to 33 cases.	Greater than 2 cases, but less than or equal to 10 cases.
Moderately High	Case rate is greater than 50, but less than or equal to 100.	Greater than 13 cases, but less than or equal to 26 cases.	Greater than 33 cases, but less than or equal to 67 cases.	Greater than 10 cases, but less than or equal to 19 cases.
High	Case rate is greater than 100, but less than or equal to 350.	Greater than 26 cases, but less than or equal to 92 cases.	Greater than 67 cases, but less than or equal to 233 cases.	Greater than 19 cases, but less than or equal to 67 cases.
Very High	Case rate is greater than 350, but less than or equal to 1,000.	Greater than 92 cases, but less than or equal to 263 cases.	Greater than 233 cases, but less than or equal to 666 cases.	Greater than 67 cases, but less than or equal to 191 cases.
Critically High	Case rate is greater than 1,000.	Greater than 263 cases.	Greater than 666 cases.	Greater than 191 cases.

Case rate is determined by number of new confirmed cases during the past two weeks, divided by population in the municipality, multiplied by 100,000. Rates can fluctuate greatly with small population sizes making it difficult to call out high rates. Burden Status will only be provided for City of Neenah, City of Oshkosh, and Village of Fox Crossing due to population size. Number of cases for each Burden Status refers to the number of confirmed cases during a two-week time span.

Confirmed Case Rate Trends by Municipality

The graphs below show confirmed case rate per 100,000 people by municipalities. These case rates are based on confirmed case counts during a two-week time span.



****Due to population size, the smaller municipalities were grouped together into the following rural regions
(See map on pg. 3)

- West: Towns of Nepeuskun, Poygan, Rushford, Utica, Winchester, and Wolf River
- Northeast: Towns of Clayton, Neenah, and Vinland
- Southeast: Towns of Algoma, Black Wolf, Nekimi, and Oshkosh
- Central: City of Omro, Towns of Omro & Winneconne, and Village of Winneconne

Active Cases and Total Number of Confirmed Cases by Municipality (3/11/20-1/13/21)

A person is counted as an active COVID-19 case if they had a positive confirmatory laboratory test (for example, a test that detects the virus in the nose or throat) and are currently in isolation and being followed by a disease investigator.

Municipality	Active Cases		Total Cases
	Number of Active Cases	Percent	Total Number of Confirmed Cases
City of Oshkosh	146	3%	5,791
City of Neenah	88	4%	2,090
Village of Fox Crossing	79	5%	1,600
City of Omro	6	1%	404
Town of Algoma	16	3%	595
Town of Black Wolf	Less than 5 cases		218
Town of Clayton	13	4%	355
Town of Neenah	17	6%	272
Town of Nekimi	Less than 5 cases		132
Town of Nepeuskun	Less than 5 cases		55
Town of Omro	6	3%	193
Town of Oshkosh	13	6%	210
Town of Poygan	Less than 5 cases		95
Town of Rushford	Less than 5 cases		112
Town of Utica	6	6%	107
Town of Vinland	6	5%	131
Town of Winchester	11	7%	163
Town of Winneconne	Less than 5 cases		234
Town of Wolf River	5	5%	108
Village of Winneconne	5	2%	230
Rural Regions****			
Central	21	33%	1,061
Northeast	36	22%	758
Southeast	33	20%	1,155
West	31	31%	640
Winnebago County Health Department Jurisdiction	434	3%	13,095
Wisconsin	27,749	5%	513,109

 - Data is suppressed for municipalities with fewer than five active confirmed cases.