

Adopted Budget 2016



Barlow Planetarium – UW Fox Valley

**Winnebago County
Wisconsin**

The Wave of the Future



About Our Cover.....

Barlow Planetarium – UW Fox Valley

Our cover picture features the Barlow Planetarium at our UW Fox Valley Campus. Winnebago and Outagamie Counties jointly own the UW Fox Valley campus land and buildings. This picture was taken by Sandy Staerkel.

Sandy is the owner of Creative Imagery, a home-based photography studio. She also works full-time for Winnebago County as a court clerk in Branch 5. She has been an employee of Winnebago County for many years. She has provided us with photography for our budget book covers for many years.

Thank you Sandy for the beautiful picture that we are displaying on this years book covers.

FISCAL YEAR 2016
ANNUAL BUDGET FOR THE
COUNTY OF WINNEBAGO

WINNEBAGO COUNTY BOARD OF SUPERVISORS

David Albrecht, Chair

David Albrecht
Nancy Barker
Johnny Brewer
Michael E. Brooks
Thomas J. Egan
George Egnor
Paul Eisen
W. Thomas Ellis
Chuck Farrey

Jerold Finch
Maribeth Gabert
Ron Hardy
Christian Harpt
Guy Hegg
Robert Keller
Brady Kiel
Thomas J. Konetzke
Lawrence Kriescher


Larry Lautenschlager
Susan Locke
Michael Norton
Kenn Olson
Shiloh Ramos
Joel Rasmussen
Kenneth Robl
Bill Roh
George Scherck

Harold Singstock
Larry Smith
Tom Snider
Claud Thompson
Andy Turner
Robert Warnke
Thomas W. Widener
Bill Wingren
Rachel A. Youngquist

TABLE OF CONTENTS

DESCRIPTION	PAGE	DESCRIPTION	PAGE
OVERVIEW		DIVISION OF PUBLIC SAFETY (cont.)	
Budget Message.....	5	Sheriff.....	232
Mission Statement.....	11	Jail Improvements Fund.....	249
Table of Organization.....	12	Coroner.....	253
Budget & Financial Policies.....	13	Emergency Management.....	263
Information about Winnebago County.....	19	DIVISION OF TRANSPORTATION	
Property Tax Rate Limits and Levy Limits.....	20	Summary by Division - Transportation.....	275
Significant information - Highlights.....	22	Airport.....	276
Fringe Benefit Components.....	24	Highway Fund.....	291
Resolution to Adopt the 2016 budget.....	25	County Road Maintenance.....	306
Summary of County Board Actions.....	27	DIVISION OF HEALTH & HUMAN SERVICES	
Budget Summary.....	28	Summary by Division - Health & Human Services.....	310
Appropriations.....	29	Public Health.....	311
Revenue and Expense Graphs.....	31	Child Support.....	325
Levy by Division Graph.....	35	Veterans Services.....	335
Financial Comparisons.....	36	Human Services.....	345
County Tax Rate Info and Graphs.....	41	Park View Health Center.....	395
Apportionment.....	47	DIVISION OF EDUCATION, CULTURE, & RECREATION	
Comparison of Apportionment.....	48	Summary by Division - Education, Culture & Recreation.....	411
Information About Fund Accounting.....	49	UW-Fox Valley.....	412
Fund Projections.....	51	University Extension.....	421
Sources of Revenue By Fund.....	52	Parks.....	434
Revenue By Year.....	53	Boat Launch Program.....	447
Expenditures By Fund.....	54	DIVISION OF PLANNING & ENVIRONMENT	
Expenditures By Year.....	55	Summary by Division - Planning & Environment.....	455
Revenue Projections.....	56	Register of Deeds.....	456
Table of Organization Changes - Positions.....	62	Planning and Zoning.....	465
Table of Organization Changes - Fiscal Impact.....	64	Property Lister.....	479
Table of Organization - Classified Positions.....	66	Land Records Modernization.....	484
Capital Outlay.....	80	Land and Water Conservation.....	491
DIVISION OF ADMINISTRATION		NON-DIVISIONAL BUDGETS	
Summary by Division - Administration.....	84	Summary by Division - Non-Divisional.....	504
County Executive.....	85	County Board.....	505
Corporation Counsel.....	93	Scholarship Program.....	515
County Clerk.....	102	Miscellaneous and Unclassified.....	518
Treasurer.....	118	Miscellaneous Operating Grant Schedule.....	525
Human Resources.....	128	Library Levy Request.....	526
Workers Compensation Fund.....	140	DEBT SERVICE	
Self Funded Dental Insurance.....	146	Debt Service.....	527
Finance.....	150	CAPITAL PROJECTS	
General Services.....	161	Capital Projects.....	551
Prop & Liab Insurance Fund.....	169	Capital Improvements Program.....	554
Information Systems.....	175	APPENDICES	
Technology Replacement.....	185	Demographic Statistics.....	558
Facilities Management.....	190	Tax Incremental Districts.....	559
DIVISION OF PUBLIC SAFETY		SOLID WASTE.....	561
Summary by Division - Public Safety.....	205	GLOSSARY.....	578
District Attorney.....	206	INDEX.....	582
Clerk of Courts.....	217		

Mark L. Harris
County Executive



Winnebago County
Office of the County Executive

The Wave of the Future

112 OTTER AVE, PO BOX 2808
OSHKOSH, WISCONSIN 54903-2808

OSHKOSH (920) 232-3450
FOX CITIES (920) 727-2880
FAX (920) 232-3429

2016 BUDGET MESSAGE

Adopted Budget

“With every deed you are sowing a seed, though the harvest you may not see.”

Ella Wheeler Wilcox
Wisconsin Author and Poet



Mark L. Harris

Honorable Members of the Winnebago County Board and Citizens of Winnebago County:

We will see another year of property tax reduction in 2016. Growth in net new construction was only .65% restricting our ability to increase the tax levy. Departments were very responsible in preparing their 2016 budget requests and we are able to present a budget with a reduction in the tax levy and a reduction in the equalized tax rate of 13-cents.

2016 BUDGET HIGHLIGHTS

OVERALL:

The total equalized tax rate of \$5.62 is down 13-cents from 2015. The tax rate for operations is \$4.59, a decrease of 27-cents per \$1,000. The tax rate for debt is 68-cents compared to 57-cents for 2015, an increase of 11-cents or 19%. The rate for library operations is 39-cents per \$1,000 valuation, no change from 2015. The special purpose rate for Public Health and Property Lister is 18-cents, an increase of 2-cents per \$1,000 over 2015. The information that follows will explain many of the changes from 2015.

REVIEW BY EXPENDITURE CATEGORY:

Labor

Total county wages are estimated to increase \$613,707 or 1.1% over 2015. Part of this increase is the result of normal wage increases of 1.75% that have been included in this budget. Individual increases by employee will be determined based on performance evaluations as part of our new merit pay program. Other factors that account for the change include turnover, which tends to lower wage costs since most new employees start at lower rates than terminating or retiring employees. The net changes to the table of organization are thirteen more full time positions included in the 2016 budget. More details related to this can be found later in the overview section of this book.

Fringe benefits are up \$81,027 or 0.4% from 2015. FICA Medicare costs are increasing \$44,863 or 1.1%. Health Insurance costs are up 3.3% or \$413,706. Dental Insurance costs are increasing 2% or \$15,846. Workers Compensation costs are down 3.7% or \$12,672. Unemployment compensation is down 11.1% or \$12,672 from 2015. Wisconsin Retirement costs are decreasing 9.4% or \$397,271 based on proposed changes in the Sheriff Department.

Travel

Travel expenditures are projected to increase \$31,000 to \$776,093 or 4.2%. We are continuing to hold these costs down to the minimum that allows our staff to maintain adequate training levels. Seminars and conferences will continue to be attended locally in 2016 whenever possible. These measures should ensure our staff the ability to maintain professional licensures and certification standards.

Capital

Our capital outlay budget for 2016 is \$2,386,176 reflecting a decrease of \$721,344 or 23%. Most of the decrease comes from the Highway department, their 2016 request is \$400,000 less than 2015 adopted budget. In 2015, they requested one more major road construction vehicle than they are requesting in their 2016 budget. Other decreases come from the Jail Improvement Fund, which has no capital budgeted for 2016 but did budget for an x-ray scanner and dishwasher conveyor belt in 2015. Also, the County Clerk's office budgeted \$108,000 in their Elections budget for 2015 for voting machines. They have no capital requests for 2016. The rest of the change to capital expense is made up of smaller changes spread among the rest of the County departments.

Other Expenditures

Other operating expenditures are budgeted to decrease \$1,306,249 or 1.9%. The largest component of this decrease comes from the Highway department, whose road maintenance materials budget is decreasing \$1,474,946 based on less mill and pave projects projected for 2016. More of the Highway Departments focus will be on labor intensive projects such as ditching, brushing and patching. The rest of the change to other operating expense is made up of smaller changes spread among the rest of the County departments.

REVIEW BY DIVISION:

Administration

The tax levy in this division is \$9,593,619, a decrease of \$188,883, or 1.97%. The largest component of this decrease pertains to the health risk assessments budgeted in Human Resources. In 2016 the Health Insurance Trust has agreed to pay for these resulting in a cost reduction of \$111,000. The largest remaining portion is a reduction of levy for the technology replacement fund of \$75,000. We are able to reduce the levy because of a reduction of future expected projects included in this area.

There are other smaller increases and decreases with very little effect on the levy.

Public Safety

This division shows a tax levy of \$22,995,183, an increase of \$352,069, or 1.5% over 2015. The Sheriff's levy is higher by \$318,835 or 1.7%, partly due to an overall reduction in revenue of \$35,527 and increase in expenses of \$283,308. Revenue items decreasing to notice are telephone revenues, civil process fees which are on the decline, and monitoring fees due to fewer clients qualifying for the bracelet monitoring program. Expense items to note include labor and fringe benefits, increase in wages of \$328,361 and overtime increase of \$113,735. Part of the reason for the labor cost increase is to staff the new

welcome center / security checkpoint at the courthouse which is scheduled to be completed later in 2016. Staff will have to be hired earlier for training so they are ready to go when the center opens.

Other departments in this division have very minor changes.

Transportation

This division shows a total tax levy of \$1,881,799, an increase of \$97,219, or 5.5% over 2015. The Airport levy is up \$75,411, or 8.7% over 2015. This is partially due to higher costs of promotions, maintenance and being able to more accurately predict the storm sewer charges for the 2016 budget. County Road Maintenance is up roughly \$36,000 mostly due to snow plowing projected increases.

Health and Human Services

The Health and Human Services levy is \$24,501,716, down \$254,535 or 1% under 2015. The majority of the decrease comes from Park View Health Center's 17.6% levy decrease of \$945,239 which is primarily attributable to using \$1.5 million of their accumulated fund balance to offset the cost of their 2016 operations and debt. Public Health's levy increase of \$249,812 or 17.1% partially offsets the decrease. In 2015 we used \$218,658 more of their fund balance to reduce their levy. These represented funds returned to municipalities that were part of Public Health prior to the merger. Costs in the Veterans office are up \$71,000 due to adding a project to scan about 47,000 documents. The Human Services Department levy is up \$309,000. The increase represents a 1.7% increase over 2015 which is relatively small for a department that large. The net increase of 2 full time and 3 part time positions to the department's budget adds \$97,000 to the tax levy.

Education, Culture and Recreation

The Division of Education, Culture, and Recreation shows a tax levy of \$1,969,615, a decrease of \$11,773 or 0.6% under 2015. The majority of the decrease comes from UW-Fox Valley, a decrease of \$14,100 or 8.4% under 2015. Last year UW-Fox Valley requested three capital improvement projects totaling \$64,176 (North Wing Boiler Controls, Access System Installation, and Carpet Replacement). No new capital is being budgeted for UW-Fox Valley for the 2016 budget.

Planning and Environment

This division shows a tax levy of \$1,098,658, an increase of \$27,939 or 2.6%. The largest portion of this increase is in the Land & Water Conservation budget, an increase of \$45,484 over 2015. They are requesting a new crew cab, estimated at \$30,000. The Register of Deeds department is increasing their surplus by \$47,339 which helps offset the overall tax levy for the County. The increase is primarily the result of expected revenue growth in the department

from filings. Planning and Property Lister levies are increasing \$10,000 and \$20,000 respectively due to employees changing health insurance coverage from single to double or family.

Non Divisional Budgets

This area shows a net surplus of \$2,396,613 for 2016, an increase of \$2,069,224 over the surplus budgeted for 2015. This surplus is used to reduce the overall levy for the County. A City of Oshkosh TIF district is closing out in 2015 and we will receive a final distribution of roughly \$1 million in early 2016 as the district had funds remaining at closeout. The use of General Fund Reserves of \$118,000 and Health Insurance Fund Reserves of \$750,000 will have a direct impact of reducing the tax levy. Higher interest earnings are also projected for 2016.

The budget under the Miscellaneous Unclassified accounts is for all other items that don't fit into another specific department or category. Expenditures include the Library Tax, Regional Planning Commission allocation, an interfund transfer to the Industrial Development Board and others.

Capital Projects

The 2016 borrowing for capital projects will be roughly \$20,509,000. The larger projects to be brought forward for consideration include courthouse departments relocation \$6,665,000, airport terminal replacement \$5,000,000, road projects \$4,645,000, highway building roof replacement \$945,000, snow removal and lawn mowing equipment \$800,000 and a few smaller items. Each capital project must come before the county board for consideration before they move forward. The borrowing this year (2015) will be \$4,150,000.

Debt Service

Our debt service requirements for 2016 are \$8,128,000, a decrease of \$637,000, or 7.3% under 2015. Some of this debt service is recorded in the proprietary funds including Airport, Park View and the Highway Department. Though we had a decrease in debt service, our levy for debt service went up. This is because we were able to offset the 2015 levy with a one-time \$2 million application of fund balance that was the result of projects coming in under budget. This explains that in spite of the debt service requirement decreasing, the tax levy and rate are higher for 2016, as discussed earlier. All County debt is paid off using 10-year amortization periods.

Table of Organization

This budget (in total) has a net increase of fourteen full-time employees. Detail of the changes can be seen on the "table of organization of classified positions" in the "overview" section of this budget book. A schedule showing the fiscal impact of those changes also follows that section.

Levy Limits

Our operating levy limit for 2016 has been frozen as part of the State Biennial budget for 2013-15. We can only increase it by net new construction which for 2016 was 0.65%. In addition, the starting point is last year's actual levy. This severely restricts our ability to raise funds needed to continue programs at the service levels Winnebago County residents have come to expect. However, this budget DOES maintain service levels while staying within the levy limits imposed by the State.


The Finance Director believes that this budget complies with the operating levy limit.

CONCLUSION

Winnebago County continues to look for innovative ways to stretch the property tax revenue it receives. Great effort has been made to improve the efficiency of the County while preserving the valuable services the County provides. Continued pressure in the form of levy limits will inevitably force the County to seek alternative revenues or to abandon some services valued by this community.

I thank and commend the management and support staff of all the departments who assisted in preparing this budget document.

Respectfully submitted,



Mark L. Harris
Winnebago County Executive

WINNEBAGO COUNTY

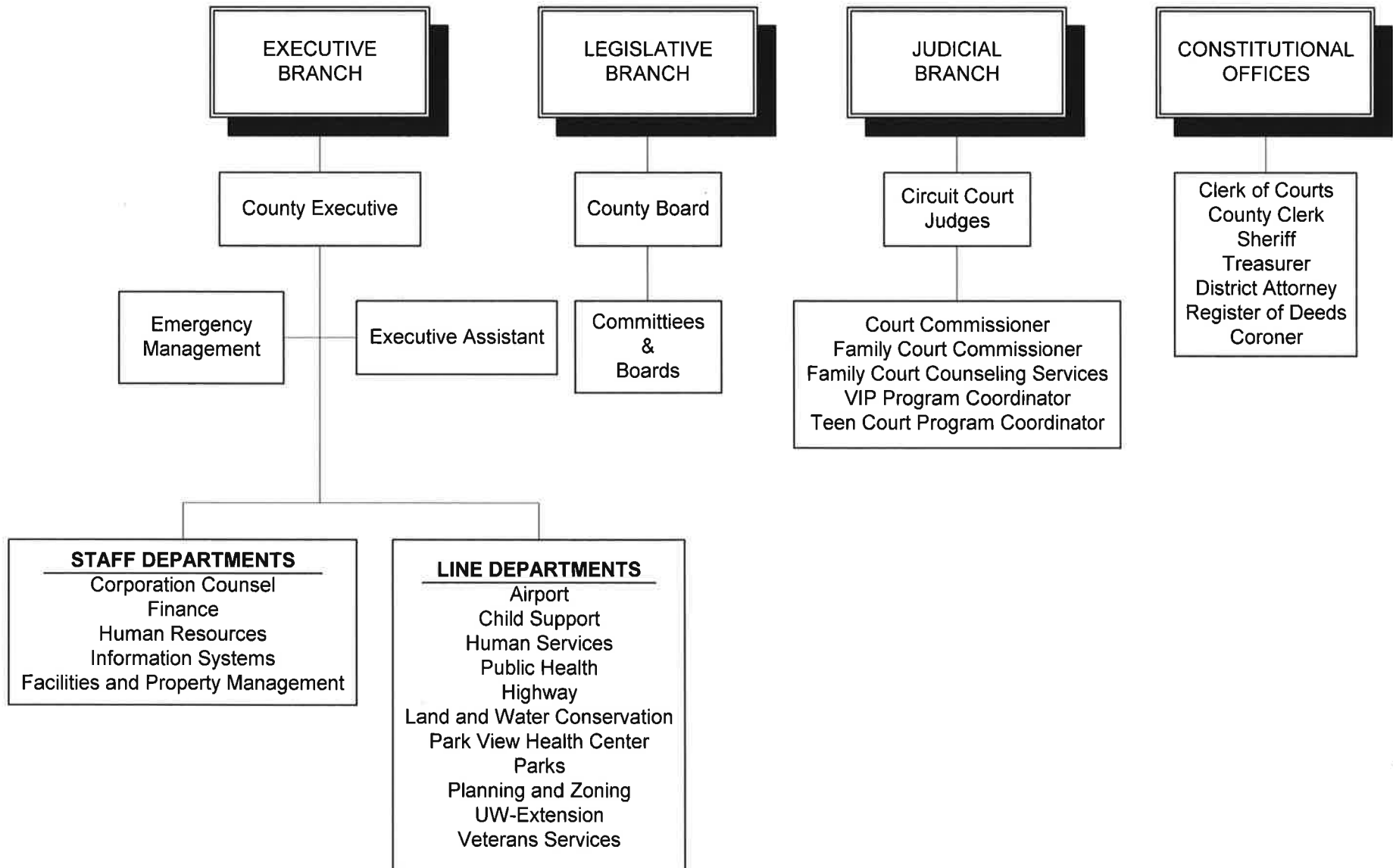
MISSION STATEMENT

The mission of Winnebago County is to economically and efficiently provide and manage delivery systems for diverse programs and services to meet basic human needs.

To carry out this mission, the following roles are required:

- **To serve as an agent for the Federal and State Government to fulfill mandated programs.**
- **To provide optional community services as determined by the County Board.**
- **To provide programs and services in the most cost-effective manner.**
- **To encourage citizens awareness, participation, and involvement in county government.**
- **To encourage cooperation among business, government, labor, and education to solve common problems.**
- **To utilize community resources as a vehicle for good government.**

WINNEBAGO COUNTY



BUDGET AND FINANCIAL POLICIES

ORGANIZATION OF BUDGET DOCUMENT:

The Winnebago County Budget is organized to provide pertinent information regarding the County's administrative structure, programs, and related financial information. The County's financial accounting system is set up on a fund basis. The funds are described later. The budget document is divided into program areas (administration, public safety, transportation, human services, education, culture and recreation, planning and environment), debt service, capital projects and non divisional.

THE BUDGET PREPARATION PROCESS:

Preparation of the County budget document is delegated to the Finance Director by the County Executive. The budget process begins early in the year when the Finance Director reviews forms and procedures and recommends changes to the County Executive. Upon the Executives approval, budget forms and instructions are printed and distributed to department heads in June,

<u>Dates</u>	<u>Event</u>
04/21/2015	Forms and Instructions made available for budget preparation
07/02–07/24/2015	Budget worksheets and all materials due from departments to Finance Department
08/03–08/21/2015	Executive holds meetings with departments to review budgets
09/28/2015	Finalized budget sent out for printing and assembly
10/12/2015	Budget delivered to County Board Supervisors
10/26-10/29-2015	County Board to deliberate on and adopt final budget

BUDGET POLICIES:

REVENUES:

Revenues are budgeted by source. These include (a) taxes, (b) intergovernmental, (c) licenses, fines and permits, (d) public services, (e) interfund and (f) other (which include interest income from investments).

Taxes:

The State of Wisconsin, with the Governor's approval has enacted property tax levy limits. These limits are described under the "Property Tax Rate Limits and Levy Limits" section of the budget book. The County relies heavily on property taxes as a revenue source (about 46.1% of the revenue budget).

Intergovernmental Revenues:

These represent grants, aides, and state and federal funding for programs and services. This revenue source is also relied on heavily to fund County programs (about 33.3% of the revenue budget).

Public Charges:

This source represents fees and charges made to users of certain government services. This revenue source makes up about 9.8% of our revenue budget.

Licenses and Permits:

This is a small revenue source comprising about .7% of the County revenue budget.

Interfund Revenues:

This category includes charges from one County department to another. It comprises about 6.3% of total revenue.

Other Revenues:

This category includes State Shared Revenues, interest income, and other revenue sources that do not fit into the other categories. Most of the revenue in this category is from State Shared Revenues and interest income. This revenue source makes up about 3.7% of the total revenue budget.

The projection is that the breakdown of revenue sources by percent will remain the same.

EXPENDITURES:

The County Board adopts the expense category totals of (1) Labor, (2) Travel, (3) Capital, and (4) Other operating expenses. The complete listing of each recommended line item is considered as substantiating detail used to arrive at the totals. Transfers can be made during the year between line

items but not between categories unless rules established by the County Board are followed. The budget adjustment process is described in more detail later. The four categories are described in more detail below:

Labor: This category includes all costs of wages, per diem, and fringe benefits. Fringe benefits include health insurance, life insurance, dental insurance, long-term disability insurance, retirement, Social Security (FICA) and workers compensation insurance.

Travel: This category includes all costs for travel and training of County employees and elected officials. This includes registration and tuition, automobile allowance, vehicle lease, airfare, meals, lodging, and other incidental travel expenses. Jury, witness, and other non-employee travel expenses are included elsewhere.

Capital: This category includes all purchases of property, equipment and vehicles having a cost of \$5,000 or more and a useful life exceeding one year. In proprietary funds, these assets are depreciated over their estimated useful lives. In governmental funds these assets are expensed in the year of purchase. In general, capital items are budgeted as part of the operating budget with the exception of major capital expenditures and capital projects. A separate document (Capital Improvements Program 5-Year Plan) is prepared as described later.

Other: This category includes all other expenses not included above. It includes costs related to office supplies, operating expenses, repairs and maintenance, contractual services, rental expenses and fixed costs such as insurance and depreciation.

CAPITAL IMPROVEMENTS PROGRAM (Five Year Plan): The County Executive submits a separate capital improvements program to the County Board each year. This document lists major capital projects over a five year period, describes recommendations as to funding the projects, recommends those projects that should be included in the current year bond issue and describes those projects in detail. It also provides detail as to the current outstanding indebtedness, briefly describes capital projects within the 5-year planning horizon, and includes graphs and tables outlining the County's current debt service, future debt service, and current and future debt service property tax mill rates. This document is presented to the County Board at its June workshop session and represents a planning tool for review of projects. The document is available for inspection in either the County Clerk's or Finance Director's offices.

Projects within the capital improvements program are not approved as part of the annual operating budget but must be voted on individually, during the year after being reviewed by the County Board at a separate "presentation" session. The purpose of this separate approval process is to make sure projects are reviewed in more detail prior to approval. Once approved, they are included in the annual operating budget under the Capital Projects section and debt service is included in the Debt Service section.

DEBT SERVICE: The County has followed a policy of not borrowing for periods of greater than 10 years. Our objective is to maintain level debt service payments each year while leaving room in later years to accommodate new debt.

THE BUDGET ADJUSTMENT PROCESS: State statutes and County Board Rules outline the procedures for obtaining budget adjustments after the budget has been adopted. They are briefly explained below:

Transfers between budget categories within a department's budget require the approval of the County Executive, Committee of Jurisdiction, and Personnel & Finance Committee.

A department requesting to increase their total approved department appropriations must obtain approval from the County Executive, Committee of Jurisdiction, Personnel & Finance Committee, and County Board (only if the transfer is for more than \$3,000). These additional appropriations are typically requested from; (a) unanticipated revenues received, (b) the contingency fund, or (c) undesignated fund balance.

BUDGETARY CONTROL:

The County does maintain an encumbrance accounting system. Department operating results are reviewed on a monthly basis for potential budget revenue shortfalls or expense overruns. Projected problems are brought to the attention of the applicable department head and appropriate actions are taken to remedy the situation. Projected budget overruns are resolved through adjustments as soon as possible. The County has not experienced any significant budget overrun problems.

FUNDS:

Agency funds, the General Fixed Asset Account Group and the General Long-Term Debt Account Group are funds that do not require annual County appropriations. Therefore, these funds are not included in the budget document. All other County funds are included. The fund types and descriptions are described below:

GENERAL FUND: Accounts for all financial resources except those required to be accounted for in another fund.

SPECIAL REVENUE FUND: Account for the proceeds from special revenue sources that are legally restricted to expenditures for special purposes. Winnebago County has one special revenue fund: Human Services.

DEBT SERVICE FUND: Account for the accumulation of resources for, and the payment of general long-term debt principal, interest and related costs.

CAPITAL PROJECT FUND: Account for financial resources to be used for the acquisition or construction of major capital facilities (other than general capital outlays and construction related to the proprietary funds) which are financed primarily through general obligation debt.

PROPRIETARY FUNDS - ENTERPRISE TYPE: Account for operations that are financed and operated in a manner similar to a private business enterprise - where intent of the County Board of Supervisors is that the costs of providing goods or services to the general public on a continuing basis

be financed or recovered primarily through user charges. Debt service on County debt issued to construct facilities relating to these operations is accounted for through the enterprise fund. County enterprise funds include: Park View Health Center, and the Airport Fund.

PROPRIETARY FUNDS - INTERNAL SERVICE TYPE: Account for the financing of goods or services provided by one department or agency to other departments or agencies of the County, or to other governments, on a cost-reimbursement basis. County internal service funds include: Self Insurance, Highway Department, and General Services Funds.

AGENCY FUNDS: Account for assets held by the County as an agent. Receipts and disbursements of these funds do not represent County activity; therefore budgets are not applicable to them. Winnebago County agency funds include: Litigant Deposits, Family Support Fund, Patient Funds – Park View Health Center, and Burial Trust Fund.

BASIS OF BUDGETING:

Basis of accounting refers to the point in time at which revenues and expenditures are recognized in the accounts and reported in the financial statements of the entity. Governmental units follow Governmental GAAP (Generally Accepted Accounting Principles) which are primarily established by the GASB (Governmental Accounting Standards Board). Winnebago County Budgets are prepared in accordance with these standards with the exception of capital outlay for proprietary funds as noted in #2 below:

- 1) The General Fund, Special Revenue Fund, Debt Service Funds, Capital Project Funds, and Agency Funds follow the modified accrual basis of accounting. This means that expenses are recorded in the period incurred and revenues are recorded when measurable and available to meet current year obligations. Generally, any revenue that is earned in the current fiscal year and will be received within 60 days after the fiscal period ends would be recorded as current year revenue. The budgets for these funds are prepared using this same basis.
 - A) Debt service funds budget principal and interest in the year paid. Interest is not budgeted nor reported on an accrual basis.
 - B) Capital outlay is budgeted in the year expended. Depreciation is not an expenditure of a capital project fund.

- 2) Proprietary funds include enterprise funds (such as Airport and Park View Health Center) and internal service funds (such as General Services, Self Insurance and Highway Department) follow the full accrual basis of accounting for financial reporting purposes. Under this basis of accounting, revenues are recognized and recorded when earned, regardless of when they are received. Expenditures are also recognized and recorded when incurred, regardless of when paid. Capital assets are expensed over their useful life through annual depreciation charges, not when purchased. Our budgetary basis is the same with the exception of capital outlay which is included as expenditure.
 - A) Proprietary funds report depreciation on a GAAP basis. Depreciation is reversed out for the purpose of calculating the tax levy support where necessary in proprietary funds because it is a non-monetary expenditure.
 - B) Capital outlay is shown as an operating expenditure for budgetary purposes even though not for GAAP financial reporting purposes. This is a budgetary requirement of the County Board. Capital outlay is included in the tax levy support calculation for proprietary funds that require tax levy support.

FUND RESERVES - PRACTICES:

The County compares reserve balances against our reserve policies annually. In general, we strive to meet the following objectives:

- 1) The Special Revenue Fund only maintains sufficient fund balance to pay for carryovers and open invoices as of the end of the fiscal year. Tax levy dollars not needed to fund current year operations are not transferred to these funds but remain as part of general fund undesignated fund balance.
- 2) The General Fund undesignated fund balance policy sets a goal equal to 1/12th of total expenditures of the government unit (excluding the Solid Waste Fund which is a legal separate entity and is self supporting). The General Fund Unreserved Fund Balance is projected to be around \$12 million at the end of 2016 which puts it right around the target.

INFORMATION ABOUT WINNEBAGO COUNTY

PROFILE

Located in East Central Wisconsin, bordered on the east by Lake Winnebago, Winnebago County anchors the southern half of the Fox River Valley -- one of the largest metropolitan areas in Wisconsin. The County is close to the urban centers of Chicago, Milwaukee, and Minneapolis-St. Paul, and is known for stability, progress, and growth.

Winnebago County is also known as the County of "big lakes". Five large lakes make up the majority of water area, ranging in size from Lake Winnebago (137,708 acres) to Little Lake Butte des Morts (1,306 acres). The Fox and Wolf are important rivers that provided early transportation and were an early power source for development of local industries. Abundant water resources have assisted the County in being ranked in the top eight industrial counties in the State.

These water resources also provide for excellent recreational activities. The lakes and rivers provide sailing and boating plus excellent fishing during both summer and winter. Ducks and geese provide local sport in the fall.

The County also hosts the Annual Experimental Aircraft Association Fly-In every August with an attendance of over 500,000.

The County's economy is most noted for the stable industrialized base that centers on the paper industry. Kimberly-Clark Corporation began its operations here and remains as one of the largest paper product companies in the world. Other major business sectors include specialized trucks, woodworking, metal work and machine manufacturing.

Five major highways and Wittman Regional Airport make travel, shipping, and delivery to and from Winnebago County convenient and economical.

The County has a population of about 169,511. The majority of people reside in five urban areas ranging in population from over 66,778 in Oshkosh, the County seat, to the Village of Winneconne with over 2,383 people. The County provides a variety of living options. One can live in a rural or urban setting or experience a river or lake setting.

The residents work hard, play hard, and are well educated. The County boasts excellent private and public schools, a four-year university, a two-year university, and a technical college.

PROPERTY TAX RATE LIMITS AND LEVY LIMITS

OPERATING LEVY RATE: Was limited to the 1992 (for taxes to be collected in 1993) operating mill rate. The Wisconsin legislature permanently eliminated this limit with the passage of the state biennial 2014/2015 budget.

DEBT SERVICE LEVY RATE: Was limited to the 1992 (for taxes to be collected in 1993) debt services mill rate. That limit was 31 cents per thousand of equalized value. Winnebago County's debt service levy has exceeded this limit through use of the allowable exception that such excess be approved by a 75% vote of the County Board. This rate limit remains in effect.

SPECIAL PURPOSE LEVYS: No limitations were placed on these rates. For Winnebago County this includes the levies for libraries, public health and culvert and bridge aid.

PROPERTY TAX LEVY LIMIT 2007

LEGISLATIVE HISTORY:

During the 2007 State Legislative session, the legislature with the Governor's approval enacted the following:

Section 66.0602 Local Levy Limits:

1. Except as provided in subs. (3), (4), and (5), no political subdivision may increase its levy in any year by a percentage that exceeds the political subdivision's valuation factor. The valuation factor is a percentage equal to the political subdivision's January 1 equalized value due to net new construction which is new construction less improvements removed between the previous year and the current year.
2. For the 2012 and subsequent years budgets, the State further restricted the levy by using the prior year actual levy as the base rather than the prior year levy limit.

3. Debt service continues to be exempt from the levy limit freeze for all debt issued prior to July 1, 2005. Debt issued after July 1, 2005 will also be exempt if certain conditions are met. One of those is that the governing body can approve the bond issue by a $\frac{3}{4}$ vote. Winnebago County has used this provision to exceed rate limits in the past and will likely continue to do so.
 4. Penalties will be imposed upon any governing body that exceeds these levy limits.
-

The Finance Director has reviewed the limits and believes that this budget is in compliance with the tax levy limits.

SIGNIFICANT INFORMATION – 2016 BUDGET

Below are some major items to note about the 2016 budget:

1. Fund reserves are being applied to reduce the tax levy as follows:

-	General fund undesignated fund balance used to reduce the tax levy to meet the levy limit requirements.	\$ 118,000
-	General fund undesignated fund balance used to demolish the Huber Facility and relocate additional fiber cable and switches	\$ 250,000
-	This is the remainder of the fund balance that existed prior to the consolidation of the Public Health departments that must be returned to the municipalities that were part of Public Health prior to the consolidation. This amount is only apportioned to those municipalities as a reduction to their Public Health levy.	\$ 71,342
	Property Lister - using Property Lister reserves to reduce the levy for the department. Property Lister carries it's own reserve balance because it is not apportioned to all municipalities in the County.	\$ 20,000
-	Park View Health Center fund balance applied to reduce the levy for the facility.	\$ 1,500,000
-	The County is using \$824,000 of the Health Insurance Fund reserves to reduce the amount of tax levy and other operating revenues that the County must use for employee health cost in 2016. This includes the Solid waste Department. Not all county departments require a tax levy. The portion that will reduce the tax levy equals \$750,000. The portion that will reduce the use of other operating revenues equals \$74,000. An additional \$91,000 will be applied to reduce the employees share of premiums during 2016. The total reduction to the Health Insurance Fund reserves will be \$915,000.	\$ 750,000
	Total reserves applied	\$ 2,709,342

All reserves are compared against our reserve policies annually. The above application of reserves is consistent with these policies.

Significant Information - Continued

2. Total equalized value (as reduced by Tax Incremental Districts (TID)) in the County increased 1.62% from 2015. This consists of a .97% market valuation increase and .65% growth in new or improved property.
3. Total County wages are up \$574,322, or 1.05%. The average pay increase budgeted for 2016 is 1.75%. Staff turnover and new employees account for the difference. An additional amount of .25% will be an increase to fringe benefits. Actual pay increases are dependent on performance reviews as part of the merit pay plan.
4. This budget includes \$5,000 for snow plowing at the Tri-County Ice Arena. It is located in the County Road Maintenance section of the book on the line item "Snow Removal Streets".
5. Merit Pay Plan – We have included \$858,000 in this budget to fund merit pay increases. This total had been spread throughout all of the department budgets. Budget adjustments can be made during the year to transfer funds between departments based on actual merit pay increases approved.
6. A Tax Incremental District (TID) (City of Oshkosh #9) is closing out during 2015. As a result the County will receive a one-time distribution of \$1 million which is the County's share of the remaining funds in the TID. This revenue source shows up in the Miscellaneous Unclassified section of the budget as a revenue.

**Winnebago County, Wisconsin
Fringe Benefits - Components**

	2012 ACTUALS	2013 ACTUALS	2014 ACTUALS	2015 ADOPTED BUDGET	2016 ADOPTED BUDGET	2016 TO 2015 BUDGET CHANGE
<u>Employer Share of Fringe Benefits -</u>						
FICA Medicare	3,538,672	3,678,911	3,804,570	4,157,348	4,202,211	44,863
Health Insurance	11,050,171	10,581,023	11,006,967	12,415,324	12,829,030	413,706
Dental Insurance	597,630	654,236	721,949	783,249	799,095	15,846
Workers Compensation	773,684	1,135,345	351,244	344,672	332,000	(12,672)
Unemployment Compensation	163,122	121,298	104,187	114,500	101,850	(12,650)
Wisconsin Retirement	4,313,795	4,429,919	4,182,457	4,232,440	3,835,169	(397,271)
Life / Long Term Disability	198,295	301,718	301,617	261,726	290,931	29,205
	20,635,369	20,902,450	20,472,991	22,309,259	22,390,286	81,027
<u>Employee Share of Fringe Benefits -</u>						
Health Insurance	1,793,677	1,340,439	1,334,671	1,692,999	1,749,413	
Wisconsin Retirement	2,033,639	2,713,938	3,067,271	3,353,355	3,430,335	

1 **2015 ANNUAL BUDGET SESSION**

2

3 **226-102015**

4

5

RESOLUTION: Adopt 2016 Annual Budget

6

7

8

TO THE WINNEBAGO COUNTY BOARD OF SUPERVISORS:

9

10

BE IT RESOLVED by the Winnebago County Board of Supervisors that the 2016 Annual County Budget, a copy of which is incorporated herein by reference, be and same is hereby adopted.

11

12

13

14

Submitted by:

15

16

PERSONNEL AND FINANCE COMMITTEE

17

18

19

20

21

22

23

Vote Required for Passage:

24

Majority of Those Present

25

26

27

County Board Rule 1.1172

28

29

30

Approved by the Winnebago County Executive this 4th day of November, 2015.

31

32

33

34

35

36

Mark L. Harris
Mark L Harris
Winnebago County Executive

T. Konetzke	AYE	G. Egner	AYE	A. Turner	Absent	Roll Call
N. Barker	AYE	C. Thompson	NAY	S. Locke	AYE	Discussion
C. Harpt	Absent	K. Olson	AYE	G. Hegg	Absent	Voting...
P. Eisen	AYE	J. Brewer	Absent	J. Finch	AYE	Results
S. Ramos	AYE	R. Hardy	AYE	R. Youngquist	Absent	Agenda
B. Kiel	Absent	B. Wingren	AYE	C. Farrey	AYE	Setup
B. Roh	AYE	Lautenschlager	AYE	J. Rasmussen	AYE	Options
L. Smith	AYE	M. Norton	AYE	R. Keller	AYE	
T. Widener	AYE	R. Warnke	AYE	T. Egan	AYE	
G. Scherck	AYE	K. Robl	AYE	T. Ellis	AYE	
D. Albrecht	AYE	H. Singstock	AYE	T. Snider	AYE	
M. Gabert	AYE	M. Brooks	AYE	L. Kriescher	AYE	
226-102015	Passed (29 Y - 1 N - 0 A - 6 Absent)			Majority Vote		√

**2016 ADOPTED BUDGET
SUMMARY OF COUNTY BOARD ACTIONS**

DEPARTMENT NAME	LINE ITEM	DETAIL	EXPENDITURES	REVENUES	FUND BALANCE APPLIED (Note)	LEVY
		Levy per Executive Budget Book				65,062,977
COUNTY BOARD ACTIONS:						
Facilities	Maintenance Buildings	Increase for Huber Facility demolition project (including relocating fiber cable and switches)	250,000		(250,000)	65,062,977
Misc. & Unclassified	Maintenance Grounds	Increase for grading the Tri-City Ice Arena parking lot	3,000		(3,000)	65,062,977
Misc. & Unclassified	Operating Grants	Decrease to delete Lake Coordinator position	(15,000)		15,000	65,062,977
Airport	Capital Equipment	Decrease to delete Backup Air Conditioner project in the Control Tower	(100,000)		100,000	65,062,977
		Totals	138,000	0	(138,000)	65,062,977

NOTE: The County Board elected to reduce fund balance applied to the expenditure increases rather than decreasing the tax levy. Positive numbers represent decreases to fund balance applied, negative numbers represent increases to fund balance applied.

WINNEBAGO COUNTY 2016 BUDGET SUMMARY

DIVISION:	<u>Revenue</u>	<u>Expense</u>	<u>Adjustments</u>	<u>Levy</u>
Administration	\$ 4,231,396	\$ 14,587,064	\$ (762,049)	\$ 9,593,619
Public Safety	5,263,706	28,258,889	-	22,995,183
Transportation	15,674,481	20,060,133	(2,503,853)	1,881,799
Health & Human Services	43,311,945	69,987,703	(2,174,042)	24,501,716
Education, Culture, & Recreation	632,689	2,612,132	(9,828)	1,969,615
Planning & Environment	1,814,384	2,932,894	(19,852)	1,098,658
Divisional Total	\$ <u>70,928,601</u>	\$ <u>138,438,815</u>	\$ <u>(5,469,624)</u>	\$ <u>62,040,590</u>
 OTHER:				
Board of Supervisors	\$ -	\$ 335,000	\$ -	\$ 335,000
Scholarship Program	200	9,000	200	9,000
Unclassified	4,960,800	3,088,187	(868,000)	(2,740,613)
Debt Service	128,000	5,547,000	-	5,419,000
Other Total	\$ <u>5,089,000</u>	\$ <u>8,979,187</u>	\$ <u>(867,800)</u>	\$ <u>3,022,387</u>
Grand Total	\$ <u>76,017,601</u>	\$ <u>147,418,002</u>	\$ <u>(6,337,424)</u>	\$ <u>65,062,977</u>

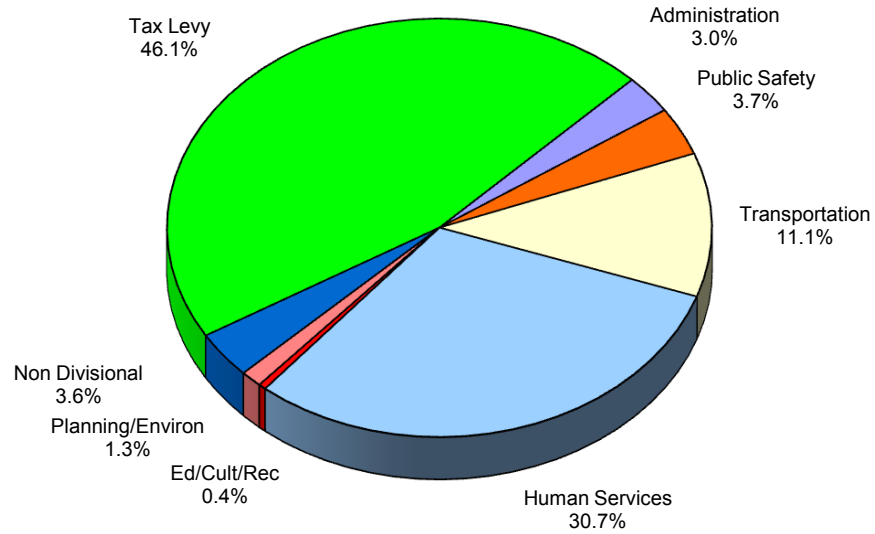
2016 APPROPRIATIONS FOR WINNEBAGO COUNTY

Department	REVENUES					EXPENDITURES				
	2014	2015	2015	2015	2016	2014	2015	2015	2015	2016
	Actual	Estimated	Budget	Revised	Budget	Actual	Estimated	Budget	Revised	Budget
ADMINISTRATION										
County Executive	7,500	7,500	7,500	7,500	7,500	223,380	230,947	230,551	230,551	234,611
Corporation Counsel	26,274	29,600	22,000	22,000	26,600	491,956	524,791	509,008	509,008	518,317
County Clerk	50,662	44,975	46,300	46,300	47,700	241,279	243,258	240,334	240,334	243,581
Elections	30,239	33,370	30,900	30,900	48,000	137,852	60,002	210,720	210,720	183,434
Dog License	1,951	4,700	4,700	4,700	2,600	1,951	4,700	4,700	4,700	2,600
Treasurer	1,264,364	1,476,800	1,147,600	1,147,600	1,131,800	385,815	400,352	410,679	411,779	402,096
Human Resources and Payroll	26,847	11,546	13,025	13,025	13,025	852,888	784,294	910,213	910,213	801,303
Workers Compensation Fund	410,772	217,459	380,790	380,790	355,405	737,473	748,198	931,903	931,903	801,263
Self Funded Health Insurance	47,573	99,015	-	-	-	-	88,251	251,998	251,998	-
Self Funded Dental Insurance	853,010	845,089	845,089	845,089	881,177	765,078	845,089	845,089	845,089	881,177
Finance	50,004	41,100	45,500	45,500	41,100	709,460	755,430	757,175	757,175	762,469
General Services	450,022	456,479	452,000	452,000	452,960	462,574	415,771	439,247	439,247	422,044
Prop & Liab Insurance Fund	951,418	939,581	938,781	938,781	1,043,340	815,397	803,079	938,781	938,781	1,046,840
Information Systems	83,581	45,849	78,946	78,946	80,944	1,623,820	999,667	1,887,323	1,894,567	1,911,009
Technology Replacement	500,000	750,000	-	750,000	-	748,638	716,080	698,922	950,780	768,607
Facilities & Property Management	115,852	106,545	92,045	117,045	99,245	4,749,795	5,487,180	5,410,315	5,579,074	5,607,713
	4,870,069	5,109,608	4,105,176	4,880,176	4,231,396	12,947,356	13,107,089	14,676,958	15,105,919	14,587,064
PUBLIC SAFETY										
District Attorney	229,493	264,353	264,144	264,144	262,303	1,227,634	1,334,751	1,345,000	1,345,000	1,328,616
Clerk of Courts & Courts	1,879,399	1,674,717	2,020,608	2,020,608	1,863,800	3,906,424	4,101,388	4,166,507	4,171,507	4,046,007
Sheriff	2,654,649	2,784,162	2,687,872	2,713,372	2,652,345	20,344,964	21,703,814	21,630,239	21,662,263	21,913,547
Jail Improvements	161,001	178,000	178,000	178,000	178,000	158,157	360,732	414,000	414,000	178,000
Coroner	134,637	160,150	150,150	150,150	160,150	429,776	449,524	429,655	429,655	449,810
Emergency Management	150,644	139,725	139,725	146,225	147,108	318,393	341,569	334,212	340,712	342,909
	5,209,823	5,201,107	5,440,499	5,472,499	5,263,706	26,385,348	28,291,778	28,319,613	28,363,137	28,258,889
TRANSPORTATION										
Airport	1,285,652	98,800	941,800	1,648,955	960,350	3,474,200	3,182,490	3,070,404	3,115,404	3,119,216
Airport Debt	-	-	-	-	-	66,963	109,000	68,000	59,000	54,000
Highway Department	10,927,554	14,686,269	14,592,383	14,592,383	12,666,131	10,725,013	15,909,940	15,591,572	15,591,572	13,725,684
County Road Maintenance	1,958,374	2,015,048	2,003,390	2,003,390	2,048,000	2,811,928	3,080,815	3,080,815	3,117,634	3,161,233
	14,171,580	16,800,117	17,537,573	18,244,728	15,674,481	17,078,104	22,282,245	21,810,791	21,883,610	20,060,133

2016 APPROPRIATIONS FOR WINNEBAGO COUNTY

Department	REVENUES					EXPENDITURES				
	2014	2015	2015	2015	2016	2014	2015	2015	2015	2016
	Actual	Estimated	Budget	Revised	Budget	Actual	Estimated	Budget	Revised	Budget
HEALTH & HUMAN SERVICES										
Public Health	2,027,386	2,133,560	1,909,328	2,268,310	2,026,275	3,352,774	3,649,290	3,664,051	4,024,033	3,812,152
Child Support	1,338,867	1,750,664	1,781,664	1,781,664	1,802,183	1,414,926	1,602,057	1,546,155	1,546,155	1,597,104
Veterans	14,623	14,200	13,300	13,300	14,400	375,628	398,008	398,749	398,749	497,664
Human Services	25,164,640	28,968,983	24,874,582	24,874,582	25,501,430	41,593,417	43,527,490	42,638,809	42,638,809	43,574,804
Park View Health Center	13,990,810	13,738,550	13,774,793	13,799,793	13,967,657	17,781,364	18,040,421	18,238,240	18,622,240	18,074,979
Park View Health Center Debt	-	-	-	-	-	2,759,248	2,663,048	2,637,000	2,637,000	2,431,000
	42,536,326	46,605,957	42,353,667	42,737,649	43,311,945	67,277,357	69,880,314	69,123,004	69,866,986	69,987,703
EDUCATION, CULTURE, & RECREATION										
UW-Fox Valley	155,415	172,950	167,632	167,632	153,532	295,948	345,900	335,264	335,264	307,064
University Extension	42,528	39,075	46,100	46,100	35,750	535,254	666,330	592,935	742,935	588,814
Parks	298,467	275,687	282,847	782,847	334,497	1,387,807	1,490,122	1,549,768	2,049,768	1,597,516
Boat Launch	123,290	106,000	156,000	156,000	108,910	144,591	187,291	192,388	266,388	118,738
	619,700	593,712	652,579	1,152,579	632,689	2,363,600	2,689,643	2,670,355	3,394,355	2,612,132
PLANNING & ENVIRONMENT										
Register of Deeds	1,010,664	855,100	812,600	812,600	905,100	621,077	522,004	523,470	523,470	568,631
Planning	242,322	258,026	250,170	250,170	266,530	911,876	1,003,953	976,764	976,764	1,003,153
Property Lister	335	600	600	600	600	133,746	157,090	157,389	157,389	197,154
Land Records Modernization	207,725	228,100	222,175	222,175	273,100	277,255	192,305	162,168	162,168	272,952
Land & Water Conservation	341,207	287,039	361,343	476,319	369,054	792,050	774,739	837,809	1,004,153	891,004
	1,802,253	1,628,865	1,646,888	1,761,864	1,814,384	2,736,004	2,650,091	2,657,600	2,823,944	2,932,894
NON-DIVISIONAL BUDGETS										
County Board	-	-	-	-	-	243,833	336,649	369,825	369,825	335,000
Scholarship	523	200	100	100	200	8,000	10,000	9,000	10,000	9,000
Unclassified	4,480,007	4,000,800	3,905,929	3,905,929	4,960,800	2,523,884	885,950	1,245,740	1,310,230	1,032,204
Library Aid	-	-	-	-	-	-	1,960,725	1,960,725	1,960,725	1,992,983
Bridge & Culvert Aid	-	-	-	-	-	-	73,250	73,250	73,250	63,000
Debt Service	42,551	60,000	-	-	128,000	7,019,944	-	5,803,000	5,803,000	5,547,000
Adjustments	-	-	2,059,035	1,791,042	3,119,900	-	-	-	-	-
Fund balance adjustments	-	-	5,524,250	5,524,250	3,217,524	-	-	-	-	-
Tax Levy	-	-	65,494,165	65,494,165	65,062,977	-	-	-	-	-
	4,523,081	4,061,000	76,983,479	76,715,486	76,489,401	9,795,661	3,266,574	9,461,540	9,527,030	8,979,187
	73,732,832	80,000,366	148,719,861	150,964,981	147,418,002	138,583,430	142,167,734	148,719,861	150,964,981	147,418,002

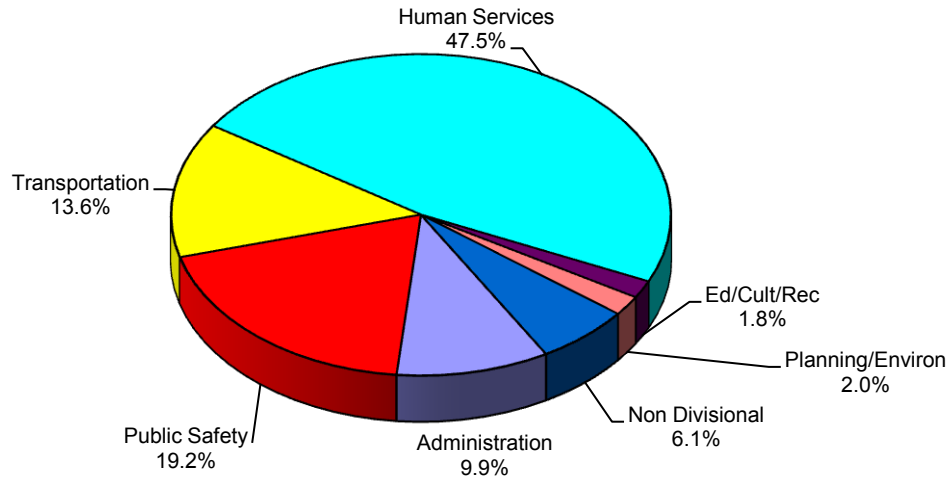
**Winnebago County
Revenues By Division
(In Thousands)**



	<u>2015</u>	<u>2016</u>	<u>Change</u>	<u>Percent</u>
Administration	4,105	4,231	126	3.07
Public Safety	5,440	5,264	(176)	(3.24)
Transportation	17,538	15,674	(1,864)	(10.63)
Human Services	42,354	43,312	958	2.26
Ed/Cult/Rec	653	633	(20)	(3.06)
Planning/Environ	1,647	1,814	167	10.14
Non Divisional	3,906	5,089	1,183	30.29
Tax Levy	<u>65,494</u>	<u>65,063</u>	<u>(431)</u>	<u>(0.66)</u>
	141,137	141,080	(57)	(0.04)
Depreciation adjustments	3,142	3,120	(22)	(0.70)
Decrease to fund balance*	<u>4,441</u>	<u>3,218</u>	<u>(1,223)</u>	<u>(27.54)</u>
	<u>148,720</u>	<u>147,418</u>	<u>(1,302)</u>	<u>(0.88)</u>

*Decrease to Fund Balances represent savings being used to reduce the tax levy.

**Winnebago County
Expenditures By Division
(In Thousands)**

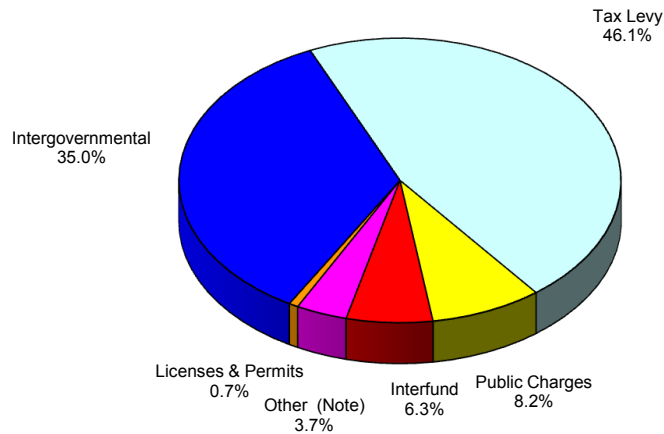


Human Services Exp breakdown	2016 (Thousands)
Public Health	\$ 3,812
Child Support	1,597
Veterans	498
Human Services	43,575
Park View	20,506
Total	\$ 69,988

	<u>2015</u>	<u>2016</u>	<u>Change</u>	<u>Percent</u>
Administration	14,677	14,587	(90)	(0.61)
Public Safety	28,320	28,259	(61)	(0.22)
Transportation	21,811	20,060	(1,751)	(8.03)
Human Services	69,123	69,988	865	1.25
Ed/Cult/Rec	2,670	2,612	(58)	(2.17)
Planning/Environ	2,657	2,933	276	10.39
Non Divisional	9,462	8,979	(483)	(5.10)
	<u>148,720</u>	<u>147,418</u>	<u>(1,302)</u>	<u>(0.88)</u>

* Note: Non Divisional includes County Board, Scholarship Program, Library pass through levy, Operating Grants and Debt Service

**Winnebago County
Where The Funds Come From
(In Thousands)**



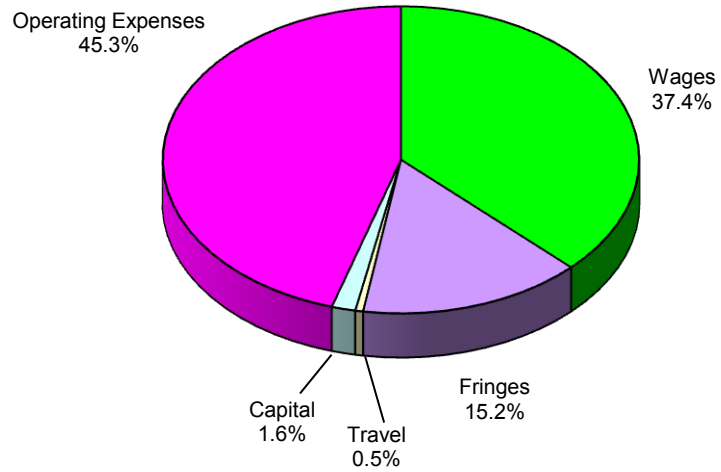
<u>Intergov Revenue</u>	<u>2016 (Thousands)</u>
Basic County allocation	5,950
Youth aids	1,516
Childrens waiver revenue	2,687
Community options	1,064
Income maintenance	1,779
ADRC	1,673
Other Human Services	14,442
Medicaid	5,813
State shared revenue	3,200
Transportation aids	2,000
Hwy maint state	3,757
Hwy maint municipal	2,685
Other general	2,817
Total	<u>49,383</u>

	<u>2015</u>	<u>2016</u>	<u>Change</u>	<u>Percent</u>	<u>% of Total Excluding Interfund</u>
Intergovernmental	46,231	49,383	3,152	6.82	35.0%
Tax Levy	65,494	65,063	(431)	(0.66)	46.1%
Public Charges	13,734	11,507	(2,227)	(16.22)	8.2%
Interfund	10,729	8,899	(1,830)	(17.06)	6.3%
Other (Note)	3,945	5,273	1,328	33.66	3.7%
Licenses & Permits	1,004	955	(49)	(4.88)	0.7%
	<u>141,137</u>	<u>141,080</u>	<u>(57)</u>	<u>(0.04)</u>	<u>100.0%</u>
Depreciation adjustments	3,142	3,120	(22)	(0.70)	
Decrease to fund balance*	<u>4,441</u>	<u>3,218</u>	<u>(1,223)</u>	<u>(27.54)</u>	
	<u>148,720</u>	<u>147,418</u>	<u>(1,302)</u>	<u>(0.88)</u>	

**Decrease to Fund Balances represent savings being used to reduce the tax levy.

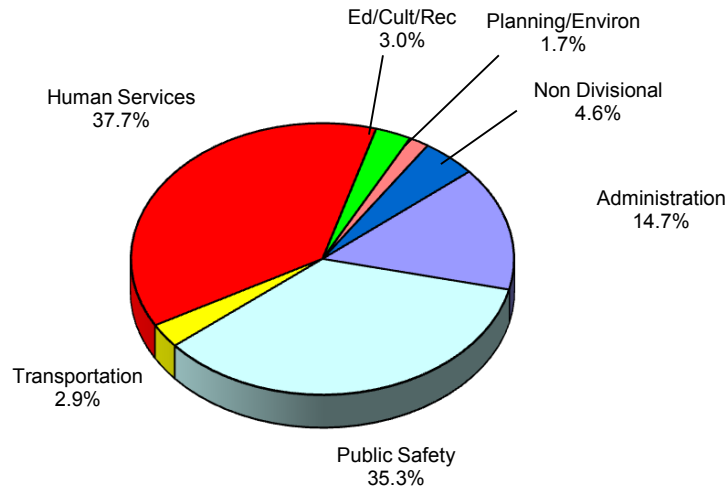
NOTE: " Other" category consists of other taxes, interest on investments, and other miscellaneous revenues such as rental, nonoperating grants, and sale of property and equipment.

**Winnebago County
Where The Funds Go
(In Thousands)**



	<u>2015</u>	<u>2016</u>	<u>Change</u>	<u>Percent</u>
Wages	54,453	55,067	614	1.13
Fringes	22,309	22,390	81	0.36
Travel	745	776	31	4.16
Capital	3,108	2,386	(722)	(23.23)
Operating Expenses	<u>68,105</u>	<u>66,799</u>	<u>(1,306)</u>	<u>(1.92)</u>
	<u><u>148,720</u></u>	<u><u>147,418</u></u>	<u><u>(1,302)</u></u>	<u><u>(0.88)</u></u>

**Winnebago County
Levy By Division
(In Thousands)**



**2016
Human Services Levy (Thousands)**

Public Health	1,715
Child Support	(205)
Veterans	483
Human Services	18,073
Park View	2,005
Park View Debt	2,431
Total	24,502

**2016
Non Divisional Levy (Thousands)**

Debt Service	5,419
Library	1,993
Board	335
Scholarship	9
Misc	(4,734)
Total	3,022

	<u>2015</u>	<u>2016</u>	<u>Change</u>	<u>Percent</u>
Administration	9,782	9,594	(188)	(1.92)
Public Safety	22,643	22,995	352	1.55
Transportation	1,785	1,882	97	5.43
Human Services	24,756	24,502	(254)	(1.03)
Ed/Cult/Rec	1,981	1,969	(12)	(0.61)
Planning/Environ	1,071	1,099	28	2.61
Non Divisional	3,476	3,022	(454)	(13.06)
	<u>65,494</u>	<u>65,063</u>	<u>(431)</u>	<u>(0.66)</u>

Note: Levy by division reflects the allocation of indirect revenues from the "Non-Divisional" category to each division.

FINANCIAL COMPARISON - TOTAL

	2015 Budget	2016 Budget	Increase/ (Decrease)	Percent Increase/ -Decrease
Wages	\$ 54,452,726	\$ 55,066,433	\$ 613,707	1.127%
Fringe Benefits	22,309,259	22,390,286	81,027	0.363%
Travel & Meetings	745,093	776,093	31,000	4.161%
Capital Outlay	3,107,520	2,386,176	(721,344)	-23.213%
Other operating expenses	68,105,263	66,799,014	(1,306,249)	-1.918%
Total Expenditures	148,719,861	147,418,002	(1,301,859)	-0.875%
Revenues	73,067,377	72,111,869	(955,508)	-1.308%
Non operating revenues	2,575,034	3,905,732	1,330,698	51.677%
Levy before adjustments	73,077,450	71,400,401	(1,677,049)	-2.295%
Depreciation (Note 3)	(3,142,413)	(3,119,900)	22,513	-0.716%
Fund balance incr/(decr) (Note 2)	(4,440,872)	(3,217,524)	1,223,348	-27.547%
Levy	65,494,165	65,062,977	(431,188)	-0.658%
Equalized value (TID Out)	11,396,365,600	11,583,545,900	187,180,300	1.642%
Tax Rate (Note 1)	\$5.75	\$5.62	(\$0.13)	-2.262%

Note 1: The total tax rate does not equal the sum of the individual rates because the rates are calculated based on different total property valuations. Some municipalities do not have the Library tax or Public Health tax so those rates are calculated without the non-chargeable municipalities. The above rate is a blended rate and only represents an estimate.

The 2016 tax mill rate is 13-cents lower than the 2015 rate based on equalized property values. The tax rate for operating expenses is \$4.59 per thousand dollars of equalized value.

Taxes are actually allocated to individual properties based on assessed valuation. The County experienced real growth in property value (from new construction) of about **0.65%**. **Existing property values increased by an average of 0.97%**.

It is not possible to determine the impact on individual property owners because of differences in assessment among municipalities in Winnebago County.

Note 2: These are special purpose funds that must be applied to their designated purpose. An example is debt service funds. These funds must be applied to debt service if not used for capital projects.

Note 3: Depreciation is backed out of the levy number for all enterprise funds (Airport, Park View and Highway). Depreciation was included in the fund balance increase / decrease totals in past years. The numbers for 2015 have been restated to maintain comparability between years.

FINANCIAL COMPARISON - OPERATING

	<u>2015 Budget</u>	<u>2016 Budget</u>	<u>Increase/ (Decrease)</u>	<u>Percent Increase/ -Decrease</u>
Wages	\$ 52,054,248	\$ 52,638,560	\$ 584,312	1.123%
Fringe Benefits	21,368,132	21,364,959	(3,173)	-0.015%
Travel & Meetings	687,343	717,793	30,450	4.430%
Capital Outlay	3,107,520	2,386,176	(721,344)	-23.213%
Other operating expenses	<u>57,139,203</u>	<u>56,213,225</u>	<u>(925,978)</u>	<u>-1.621%</u>
Total Expenditures	134,356,446	133,320,713	(1,035,733)	-0.771%
Revenues	71,162,649	70,090,194	(1,072,455)	-1.507%
Non operating revenues	<u>2,569,834</u>	<u>3,772,532</u>	<u>1,202,698</u>	<u>46.801%</u>
Levy before adjustments	60,623,963	59,457,987	(1,165,976)	-1.923%
Fund adjustments (Note 1)	(2,059,035)	(3,119,900)	(1,060,865)	51.522%
Fund reserves applied (Note 1)	<u>(3,234,250)</u>	<u>(3,126,182)</u>	<u>108,068</u>	<u>-3.341%</u>
Levy	<u>55,330,678</u>	<u>53,211,905</u>	<u>(2,118,773)</u>	<u>-3.829%</u>
Equalized value (TID Out)	<u>11,396,365,600</u>	<u>11,583,545,900</u>	<u>187,180,300</u>	<u>1.642%</u>
Tax Rate	<u>\$4.86</u>	<u>\$4.59</u>	<u>(\$0.27)</u>	<u>-5.556%</u>

Note 1: The numbers for 2015 have been restated to maintain comparability. Some of the amounts included in the past were related to depreciation and not reserves being applied.

FINANCIAL COMPARISON - DEBT SERVICE

	<u>2015 Budget</u>	<u>2016 Budget</u>	<u>Increase/ (Decrease)</u>	<u>Percent Increase/ -Decrease</u>
Wages	\$ -	\$ -	\$ -	0.000%
Fringe Benefits	-	-	-	0.000%
Travel & Meetings	-	-	-	0.000%
Capital Outlay	-	-	-	0.000%
Other operating expenses	<u>8,508,000</u>	<u>8,032,000</u>	<u>(476,000)</u>	<u>-5.595%</u>
Total Expenditures	<u>8,508,000</u>	<u>8,032,000</u>	<u>(476,000)</u>	<u>-5.595%</u>
Revenues	-	-	-	0.000%
Non operating revenues	<u>-</u>	<u>128,000</u>	<u>128,000</u>	<u>NA</u>
Levy before adjustments	8,508,000	7,904,000	(604,000)	-7.099%
Fund adjustments	-	-	-	0.000%
Fund reserves applied	<u>(2,000,000)</u>	<u>-</u>	<u>2,000,000</u>	<u>0.000%</u>
Levy	<u>6,508,000</u>	<u>7,904,000</u>	<u>1,396,000</u>	<u>21.451%</u>
Equalized value (TID Out)	<u>11,396,365,600</u>	<u>11,583,545,900</u>	<u>187,180,300</u>	<u>1.642%</u>
Tax Rate	<u>\$0.57</u>	<u>\$0.68</u>	<u>\$0.11</u>	<u>19.298%</u>

FINANCIAL COMPARISON - LIBRARY TAX

	<u>2015 Budget</u>	<u>2016 Budget</u>	<u>Increase/ (Decrease)</u>	<u>Percent Increase/ -Decrease</u>
Wages	\$ -	\$ -	\$ -	0.000%
Fringe Benefits	-	-	-	0.000%
Travel & Meetings	-	-	-	0.000%
Capital Outlay	-	-	-	0.000%
Other operating expenses	<u>1,960,725</u>	<u>1,992,983</u>	<u>32,258</u>	<u>1.645%</u>
Total Expenditures	1,960,725	1,992,983	32,258	1.645%
Revenues	-	-	-	0.000%
Non operating revenues	<u>-</u>	<u>-</u>	<u>-</u>	<u>0.000%</u>
Levy before adjustments	1,960,725	1,992,983	32,258	1.645%
Fund adjustments	-	-	-	0.000%
Fund reserves applied	<u>-</u>	<u>-</u>	<u>-</u>	<u>0.000%</u>
Levy	<u>1,960,725</u>	<u>1,992,983</u>	<u>32,258</u>	<u>1.645%</u>
Equalized value (TID Out) Note 1	<u>5,034,551,300</u>	<u>5,149,589,600</u>	<u>115,038,300</u>	<u>2.285%</u>
Tax Rate	<u>\$0.39</u>	<u>\$0.39</u>	<u>\$0.00</u>	<u>0.000%</u>

The Library Tax is not apportioned to all Municipalities in the County.

<p>Note 1: Total valuation includes only those municipalities that pay the County Library Tax.</p>

FINANCIAL COMPARISON - SPECIAL PURPOSE TAXES

	<u>2015 Budget</u>	<u>2016 Budget</u>	<u>Increase/ (Decrease)</u>	<u>Percent Increase/ -Decrease</u>
Wages	\$ 2,398,478	\$ 2,427,873	\$ 29,395	1.226%
Fringe Benefits	941,127	1,025,327	84,200	8.947%
Travel & Meetings	57,750	58,300	550	0.952%
Capital Outlay	-	-	-	0.000%
Other operating expenses	<u>497,335</u>	<u>560,806</u>	<u>63,471</u>	<u>12.762%</u>
Total Expenditures	3,894,690	4,072,306	177,616	4.560%
Revenues	1,904,728	2,021,675	116,947	6.140%
Non operating revenues	<u>5,200</u>	<u>5,200</u>	<u>-</u>	<u>0.000%</u>
Levy before adjustments	1,984,762	2,045,431	60,669	3.057%
Fund adjustments	-	-	-	0.000%
Fund reserves applied	<u>(290,000)</u>	<u>(91,342)</u>	<u>198,658</u>	<u>0.000%</u>
Levy	<u>1,694,762</u>	<u>1,954,089</u>	<u>259,327</u>	<u>15.302%</u>
Equalized value (TID Out) Note 1	<u>10,586,716,800</u>	<u>10,758,062,800</u>	<u>171,346,000</u>	<u>1.618%</u>
Tax Rate	<u>\$0.16</u>	<u>\$0.18</u>	<u>\$0.02</u>	<u>12.500%</u>

Special Levies consist of Bridge & Culvert Aid, Public Health and Property Lister.

<p>Note 1: Total valuation includes only those municipalities that pay for Public Health and Property Lister services.</p>

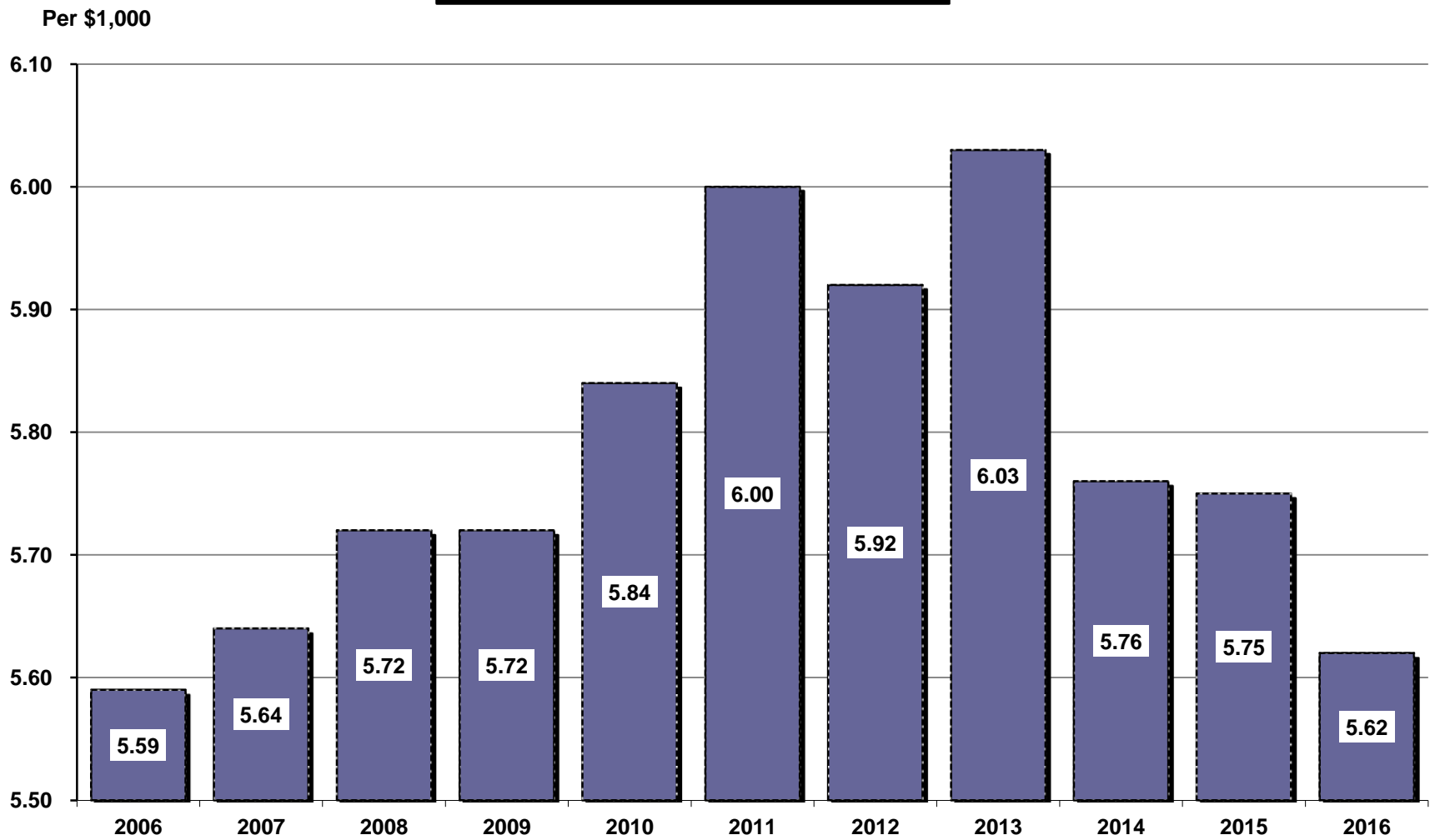
**WINNEBAGO COUNTY, WISCONSIN
INFORMATION ON COUNTY TAX RATES**

Year	Equalized Value (000) (TID Out)	Valuation Base for Library Tax	Valuation Base for Special Levy	TAX LEVY					TAX RATE				
				Total	Operating	Debt Service	Library	Special Levy	Equalized Rate	Operating	Debt Service	Library *	Special Levy *
2006	10,123,586	4,257,226	4,548,784	56,551,363	43,438,735	10,223,316	1,900,886	988,426	5.59	4.29	1.01	0.45	0.22
2007	10,772,552	4,540,001	4,854,599	60,721,880	45,365,161	12,340,037	2,017,914	998,768	5.64	4.21	1.15	0.44	0.21
2008	11,163,115	4,753,310	5,082,006	63,878,273	48,043,727	12,745,445	2,085,123	1,003,978	5.72	4.30	1.14	0.44	0.20
2009	11,546,865	4,949,802	5,285,789	66,012,889	50,569,507	12,381,000	2,029,530	1,032,852	5.72	4.38	1.07	0.41	0.20
2010	11,617,689	5,028,221	5,366,235	67,790,623	52,570,377	12,069,000	2,056,999	1,094,247	5.84	4.53	1.04	0.41	0.20
2011	11,439,687	4,935,888	5,272,437	68,590,592	53,105,518	12,263,000	2,098,680	1,123,394	6.00	4.64	1.07	0.43	0.21
2012	11,452,052	4,987,917	5,325,985	67,745,029	53,341,482	11,606,000	2,109,605	687,942	5.92	4.66	1.01	0.42	0.13
2013	11,167,428	4,883,745	10,334,401	67,288,060	52,674,767	11,113,000	2,026,246	1,474,047	6.03	4.72	1.00	0.41	0.14
2014	11,252,938	4,954,038	10,428,252	64,786,199	54,224,096	6,800,000	2,044,826	1,717,277	5.76	4.82	0.60	0.41	0.16
2015	11,396,366	5,034,551	10,586,717	65,494,165	55,330,678	6,508,000	1,960,725	1,694,762	5.75	4.86	0.57	0.39	0.16
2016	11,583,546	5,149,590	10,758,063	65,062,977	53,211,905	7,904,000	1,992,983	1,954,089	5.62	4.59	0.68	0.39	0.18

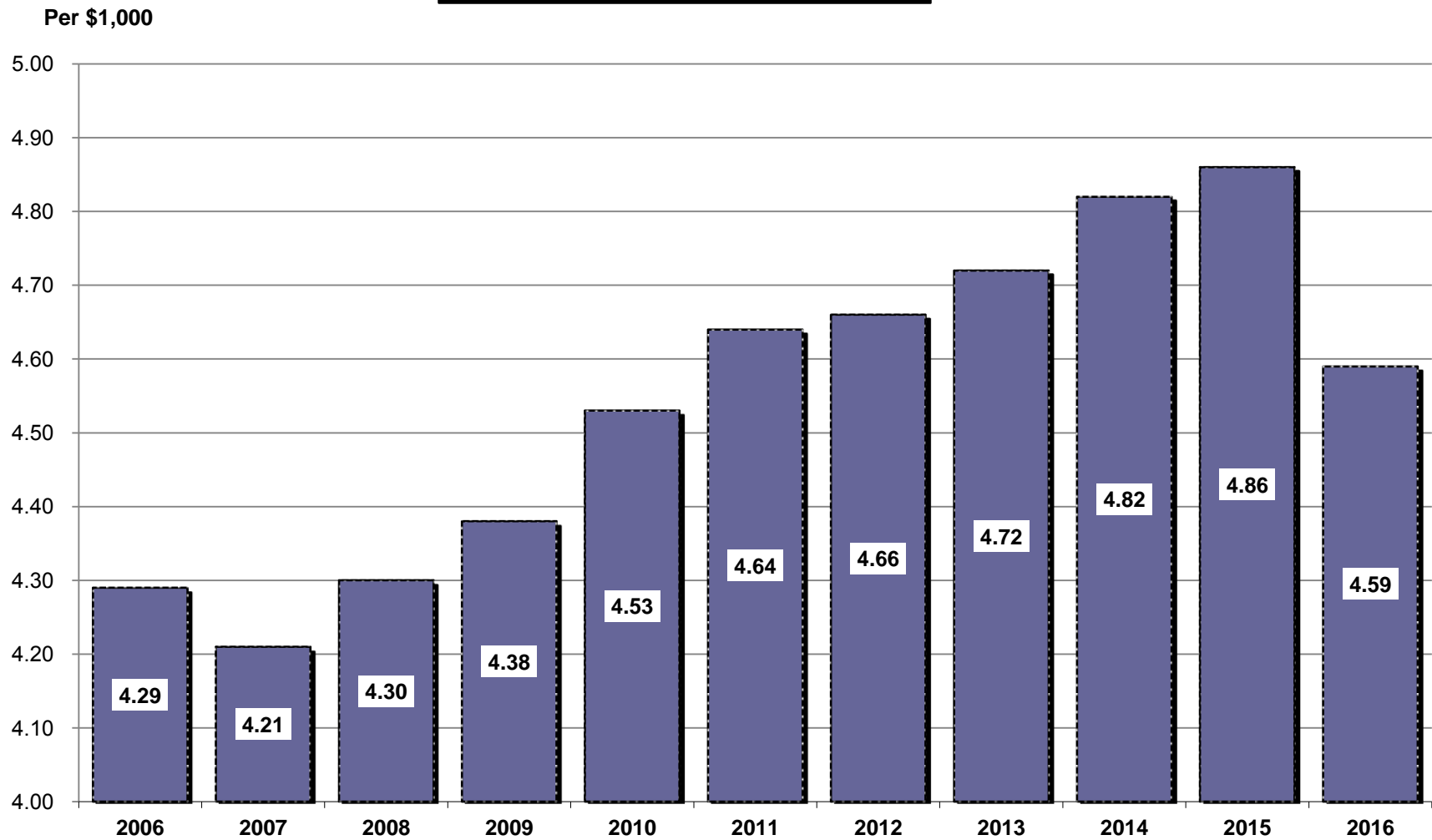
* Tax rate calculation for Library tax rate and Special Levy tax rates are based on total equalized value of those municipalities which pay for these services.

NOTE: Graphics for the above data are shown on the following pages.

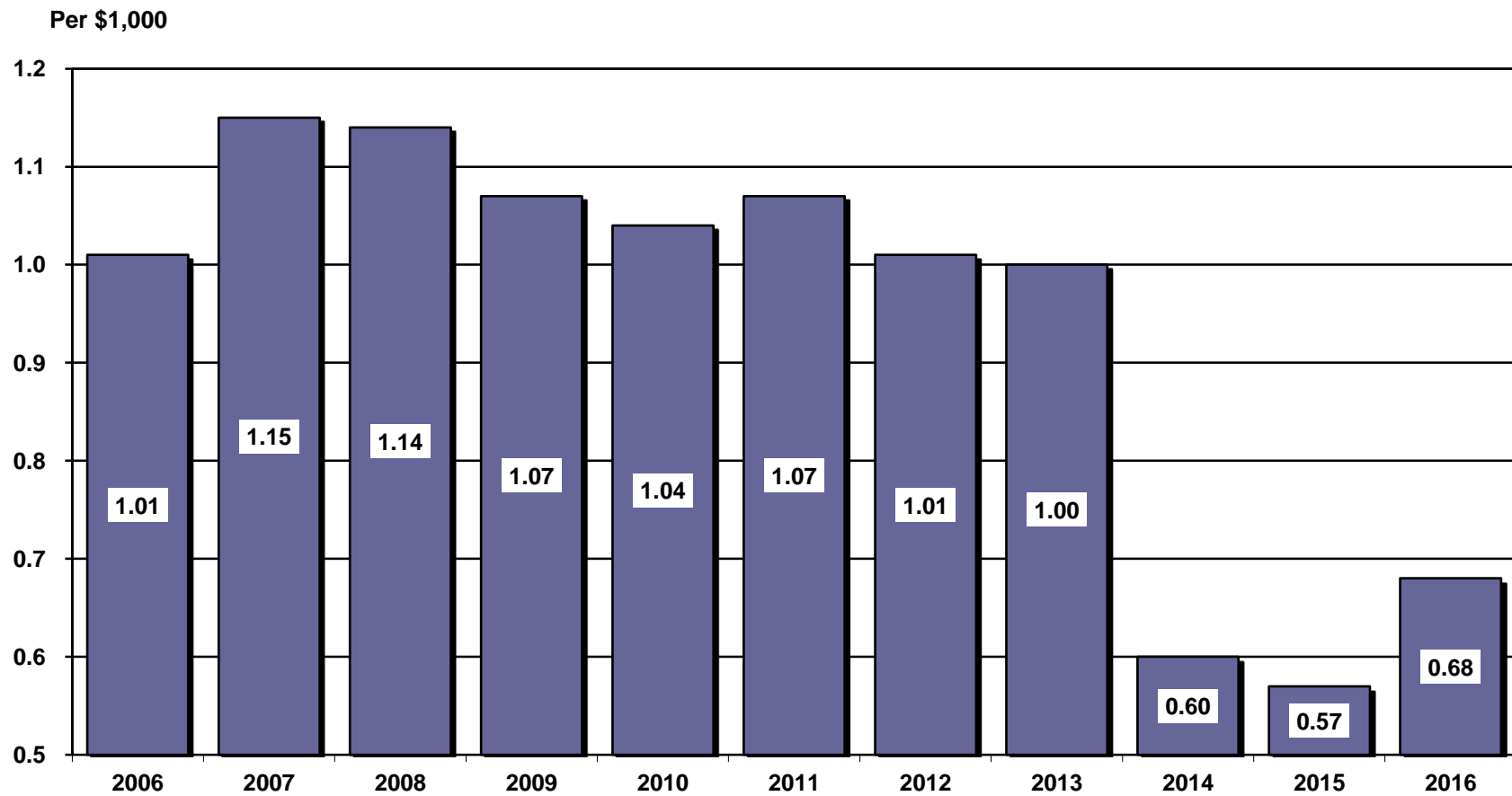
**Winnebago County
Recap of Total Tax Levy
(Rate per \$1,000 of Valuation)**



**Winnebago County
Recap of Operating Levy
(Rate per \$1,000 of Valuation)**

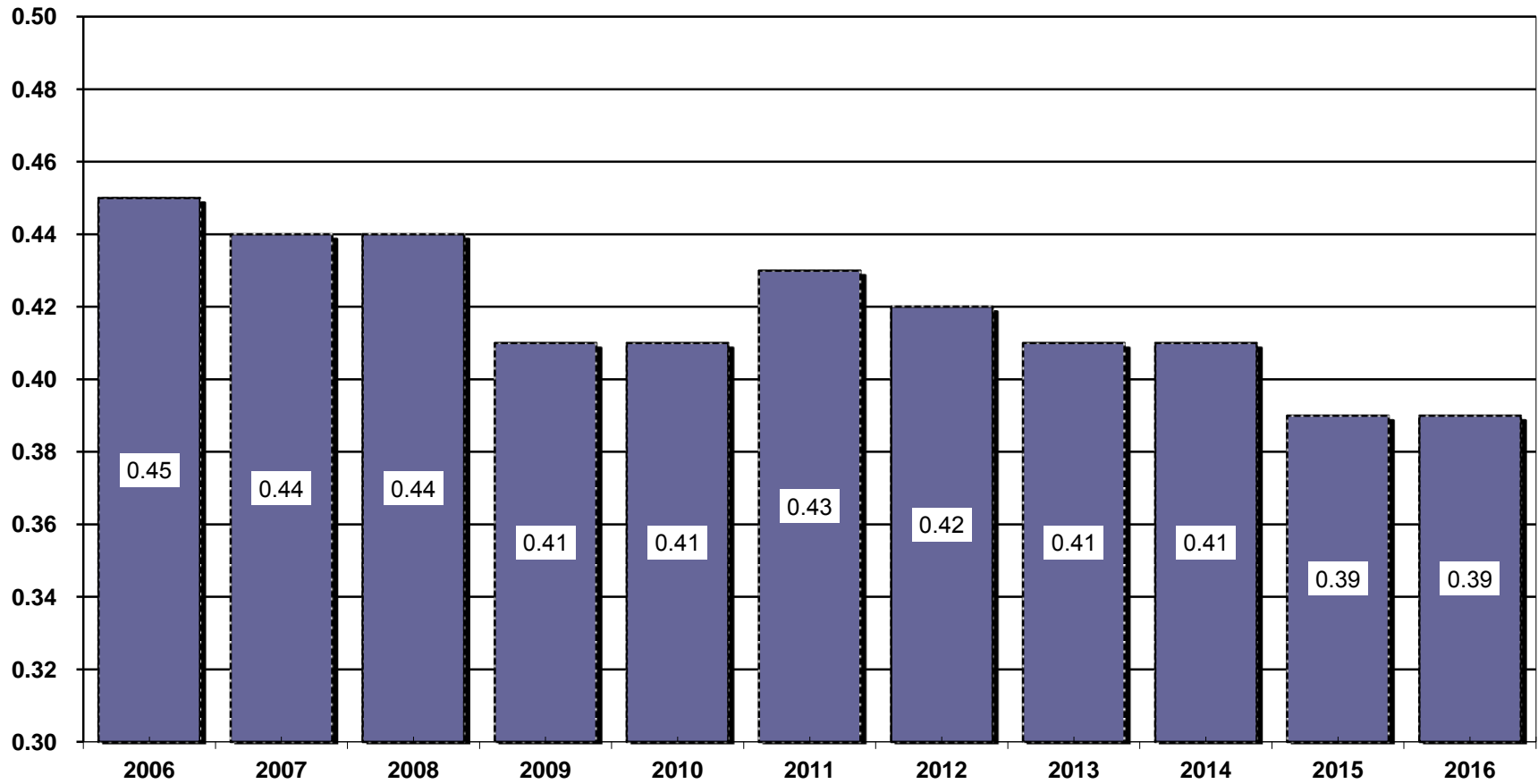


**Winnebago County
Recap of Debt Service Levy
(Rate per \$1,000 of Valuation)**



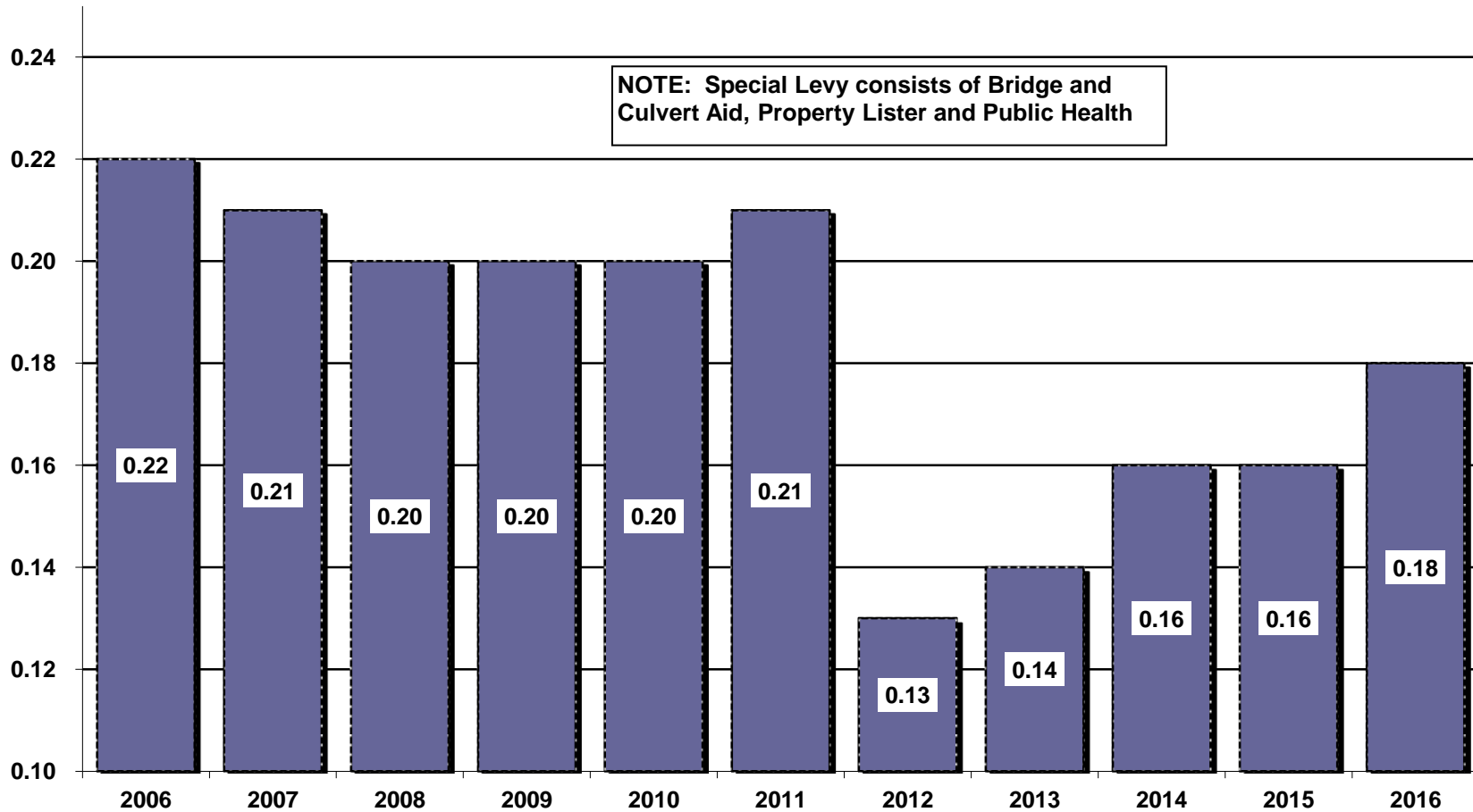
**Winnebago County
Recap of Library Tax
(Rate per \$1,000 of Valuation)**

Per \$1,000



**Winnebago County
Recap of Special Levy
(Rate per \$1,000 of Valuation)**

Per \$1,000



WINNEBAGO COUNTY, WISCONSIN
APPORTIONMENT OF TAXES AND SPECIAL CHARGES - 2016

	Equalized Value (TID out)	State Forestry Tax	State Special Charges	Charitable & Penal Charges	Total State Charges	Public Health	County Library Tax	Bridge & Culvert Aid	Property Lister	All Other County Taxes	Total County Taxes	Net County Taxes	County Special Charges	Total County Taxes & Special Charges	Tax Apportionment
Towns															
Algoma	590,195,100	100,159.65	-	(3,172.78)	(3,172.78)	90,317.18	228,416.03	7,220.44	18,628.00	3,114,079.10	3,458,660.75	3,455,487.97	-	3,458,660.75	3,555,647.62
Black Wolf	273,586,600	46,429.29	-	(1,470.75)	(1,470.75)	41,866.79	105,882.89	3,347.05	8,635.06	1,443,540.14	1,603,271.93	1,601,801.18	-	1,603,271.93	1,648,230.47
Clayton	474,288,100	80,489.54	-	(2,549.68)	(2,549.68)	72,580.01	183,557.95	5,802.43	14,969.69	2,502,512.58	2,779,422.66	2,776,872.98	-	2,779,422.66	2,857,362.52
Menasha	1,469,133,900	249,320.84	-	(7,897.78)	(7,897.78)	224,820.63	568,581.00	17,973.37	46,369.48	7,751,672.58	8,609,417.06	8,601,519.28	-	8,609,417.06	8,850,840.12
Neenah	408,897,400	69,392.34	-	(2,198.15)	(2,198.15)	62,573.30	158,250.59	5,002.44	12,905.80	2,157,488.01	2,396,220.14	2,394,021.99	-	2,396,220.14	2,463,414.33
Nekimi	126,591,900	21,483.40	-	(680.53)	(680.53)	19,372.28	48,993.32	1,548.72	3,995.55	667,943.86	741,853.73	741,173.20	-	741,853.73	762,656.60
Nepeuskun	59,339,900	10,070.34	-	(319.00)	(319.00)	9,080.75	22,965.60	725.96	1,872.91	313,098.40	347,743.62	347,424.62	-	347,743.62	357,494.96
Omro	193,838,500	32,895.56	-	(1,042.04)	(1,042.04)	29,662.99	75,018.96	2,371.42	6,118.02	1,022,760.82	1,135,932.21	1,134,890.17	-	1,135,932.21	1,167,785.73
Oshkosh	318,771,900	54,097.50	-	(1,713.66)	(1,713.66)	48,781.46	123,370.41	3,899.85	10,061.22	1,681,953.84	1,868,066.78	1,866,353.12	-	1,868,066.78	1,920,450.62
Poygan	154,725,700	26,257.88	-	(831.78)	(831.78)	23,677.57	59,881.60	1,892.91	4,883.52	816,387.78	906,723.38	905,891.60	-	906,723.38	932,149.48
Rushford	108,893,500	18,479.88	-	(585.39)	(585.39)	16,663.90	42,143.73	1,332.20	3,436.95	574,560.81	638,137.59	637,552.20	-	638,137.59	656,032.08
Utica	127,380,100	21,617.17	-	(684.77)	(684.77)	19,492.89	49,298.37	1,558.37	4,020.43	672,102.68	746,472.74	745,787.97	-	746,472.74	767,405.14
Vinland	235,435,400	39,954.80	-	(1,265.66)	(1,265.66)	36,028.53	91,117.70	2,880.31	7,430.92	1,242,240.84	1,379,698.30	1,378,432.64	-	1,379,698.30	1,418,387.44
Winchester	140,495,400	23,842.91	-	(755.28)	(755.28)	21,499.92	54,374.23	1,718.82	4,434.38	741,303.66	823,331.01	822,575.73	-	823,331.01	846,418.64
Winneconne	296,203,400	50,267.49	-	(1,592.33)	(1,592.33)	45,327.82	114,636.00	3,623.75	9,348.91	1,562,874.41	1,735,810.89	1,734,218.56	-	1,735,810.89	1,784,486.05
Wolf River	171,812,800	29,157.66	-	(923.63)	(923.63)	26,292.40	66,494.62	2,101.96	5,422.83	906,545.40	1,006,857.21	1,005,933.58	-	1,006,857.21	1,035,091.24
Total Towns	5,149,589,600	873,916.25	-	(27,683.21)	(27,683.21)	788,038.42	1,992,983.00	63,000.00	162,533.67	27,171,064.91	30,177,620.00	30,149,936.79	-	30,177,620.00	31,023,853.04
Villages															
Winneconne	170,820,100	32,341.42	-	(918.30)	(918.30)	26,140.49	-	-	5,391.50	901,307.56	932,839.55	931,921.25	-	932,839.55	964,262.67
Cities															
Appleton	67,803,200	13,530.08	-	(364.50)	(364.50)	-	-	-	-	357,753.78	357,753.78	357,389.28	-	357,753.78	370,919.36
Menasha	757,679,900	135,209.81	-	(4,073.14)	(4,073.14)	-	-	-	-	3,997,788.43	3,997,788.43	3,993,715.29	-	3,997,788.43	4,128,925.10
Neenah	1,761,213,300	328,051.03	-	(9,467.95)	(9,467.95)	292,367.72	-	-	-	9,292,787.31	9,585,155.03	9,575,687.08	-	9,585,155.03	9,903,738.11
Omro	178,339,500	30,265.28	-	(958.72)	(958.72)	27,291.18	-	-	5,628.83	940,982.58	973,902.59	972,943.87	-	973,902.59	1,003,209.15
Oshkosh	3,498,100,300	635,319.02	-	(18,805.11)	(18,805.11)	580,697.19	-	-	-	18,457,220.43	19,037,917.62	19,019,112.51	-	19,037,917.62	19,654,431.53
Total Cities	6,263,136,200	1,142,375.22	-	(33,669.42)	(33,669.42)	900,356.09	-	-	5,628.83	33,046,532.53	33,952,517.45	33,918,848.03	-	33,952,517.45	35,061,223.25
Total all taxing Districts	11,583,545,900	2,048,632.89	-	(62,270.93)	(62,270.93)	1,714,535.00	1,992,983.00	63,000.00	173,554.00	61,118,905.00	65,062,977.00	65,000,706.07	-	65,062,977.00	67,049,338.96

**WINNEBAGO COUNTY, WISCONSIN
COMPARISON OF APPORTIONMENT**

	Tax Apportionment				Equalized Value (TID Out)			
	2016	2015	Increase/ (Decrease)	Percent	2016	2015	Increase/ (Decrease)	Percent
Towns								
Algoma	3,555,647.62	3,550,718.05	4,929.57	0.14	590,195,100	578,689,800	11,505,300	1.99
Black Wolf	1,648,230.47	1,660,494.62	(12,264.15)	(0.74)	273,586,600	270,624,500	2,962,100	1.09
Clayton	2,857,362.52	2,788,216.29	69,146.23	2.48	474,288,100	454,418,600	19,869,500	4.37
Menasha	8,850,840.12	8,802,118.95	48,721.17	0.55	1,469,133,900	1,434,553,900	34,580,000	2.41
Neenah	2,463,414.33	2,437,063.92	26,350.41	1.08	408,897,400	397,188,400	11,709,000	2.95
Nekimi	762,656.60	751,416.85	11,239.75	1.50	126,591,900	122,464,600	4,127,300	3.37
Nepeuskun	357,494.96	353,672.36	3,822.60	1.08	59,339,900	57,640,900	1,699,000	2.95
Omro	1,167,785.73	1,156,535.96	11,249.77	0.97	193,838,500	188,490,200	5,348,300	2.84
Oshkosh	1,920,450.62	1,915,583.88	4,866.74	0.25	318,771,900	312,198,500	6,573,400	2.11
Poygan	932,149.48	916,870.22	15,279.26	1.67	154,725,700	149,429,900	5,295,800	3.54
Rushford	656,032.08	660,693.09	(4,661.01)	(0.71)	108,893,500	107,678,600	1,214,900	1.13
Utica	767,405.14	763,531.96	3,873.18	0.51	127,380,100	124,439,100	2,941,000	2.36
Vinland	1,418,387.44	1,402,090.19	16,297.25	1.16	235,435,400	228,510,200	6,925,200	3.03
Winchester	846,418.64	863,537.33	(17,118.69)	(1.98)	140,495,400	140,737,800	(242,400)	(0.17)
Winneconne	1,784,486.05	1,821,187.23	(36,701.18)	(2.02)	296,203,400	296,813,900	(610,500)	(0.21)
Wolf River	1,035,091.24	1,047,209.70	(12,118.46)	(1.16)	171,812,800	170,672,400	1,140,400	0.67
Total Towns	31,023,853.04	30,890,940.59	132,912.45	0.43	5,149,589,600	5,034,551,300	115,038,300	2.28
Villages								
Winneconne	964,262.67	994,201.62	(29,938.95)	(3.01)	170,820,100	172,866,900	(2,046,800)	(1.18)
Cities								
Appleton	370,919.36	368,093.23	2,826.13	0.77	67,803,200	65,468,000	2,335,200	3.57
Menasha	4,128,925.10	4,167,923.85	(38,998.75)	(0.94)	757,679,900	744,180,800	13,499,100	1.81
Neenah	9,903,738.11	10,077,082.86	(173,344.75)	(1.72)	1,761,213,300	1,745,445,700	15,767,600	0.90
Omro	1,003,209.15	986,451.07	16,758.08	1.70	178,339,500	172,101,900	6,237,600	3.62
Oshkosh	19,654,431.53	19,976,453.09	(322,021.56)	(1.61)	3,498,100,300	3,461,751,000	36,349,300	1.05
Total Cities	35,061,223.25	35,576,004.10	(514,780.85)	(1.45)	6,263,136,200	6,188,947,400	74,188,800	1.20
Total all taxing Districts	67,049,338.96	67,461,146.31	(411,807.35)	(0.61)	11,583,545,900	11,396,365,600	187,180,300	1.64

2016 Budget Information on a Fund Accounting Basis

The following pages show fund balance projections along with summaries of revenues and expenditures summarized on a fund basis. Revenues are also displayed by major revenue source and by fund.

FUND PROJECTIONS:

General fund balance is maintained at a level as defined in the Executive Budget message. Our policy is an informal one. The government has not adopted a formal resolution requiring maintenance of general fund balance at a specific level in order to maintain flexibility.

It is our practice to maintain minimal fund reserves in other governmental type funds.

REVENUE SOURCES:

Property taxes and intergovernmental revenues continue to be the primary funding sources for County government. Intergovernmental revenues consist of state and federal grants that support various programs, many of them mandated (required) by those other governmental units. We have seen a trend where the state and federal government are cutting back their funding of their programs resulting in the County having to pick up more of the costs. Thus the proportion of our revenues that come from the County property tax is rising in relation to the intergovernmental source. This trend, although small, can be seen on the revenue source chart that follows.

EXPENDITURES:

Wages and benefits are the primary use of funds. The proportion of total costs ranges in the 52.6% area. General operating expenses consist of the following categories:

- Wages & benefits
- Travel
- Capital outlay
- Other operating expenses – some of which are:
 - Office expenses
 - Publications, dues and subscriptions
 - Repairs and maintenance
 - Contracted services
 - Utilities
 - Insurance
 - Other general operating expenses
 - Debt service costs – for debt service funds and proprietary funds

The expenses are presented broken out by the four categories because that is how the Winnebago County Board adopts the budget. All of the individual line items are shown for information purposes to support the category totals.

FUND PROJECTIONS
2014 Through 2016

FUND	FUND BALANCE 12/31/14	ESTIMATED SURPLUS / (DEFICIT) 2015	BALANCE 12/31/15	REVENUES 2016	EXPENSES 2016	Note 1 ADJUSTMENTS 2016	Health Insurance Fund Reserves Allocated 2016	ESTIMATED SURPLUS / (DEFICIT) (Note 3) 2016	TOTAL FUND BALANCE 12/31/16	Note 2 AVAILABLE RESOURCES 12/31/16
General Fund										
Designated Fund Balance	941,172	(941,172)	-	-	-			-	-	-
Undesignated Fund Balance	18,566,577	(2,470,031)	16,096,546	51,265,392	52,383,392		347,779	(770,221)	15,326,325	15,326,325
Technology Replacement Fund	156,683	33,920	190,603	675,000	768,607			(93,607)	96,996	-
Public Health	1,252,338	(311,293)	941,045	3,740,810	3,812,152		35,839	(35,503)	905,542	905,542
Scholarship Fund	34,181	(800)	33,381	9,200	9,000			200	33,581	33,581
Boat Launch Fees	191,878	(81,291)	110,587	108,910	118,738			(9,828)	100,759	100,759
Land Records Modernization	(576)	35,795	35,219	273,100	272,952			148	35,367	35,367
Property Lister	146,532	299	146,831	177,154	197,154		2,748	(17,252)	129,579	129,579
Jail Improvements	448,704	(182,732)	265,972	178,000	178,000			-	265,972	265,972
TOTAL GENERAL FUND	21,737,489	(3,917,305)	17,820,184	56,427,566	57,739,995	-	386,366	(926,063)	16,894,121	16,797,125
Special Revenue										
Human Services	31,465	-	31,465	43,574,804	43,574,804	-	206,805	-	31,465	31,465
Proprietary Funds (Unrestricted)										
Airport	1,392,426	(196,085)	1,196,341	1,728,916	3,173,216	(1,444,300)	6,947	6,947	1,203,288	1,203,288
Parkview Health Center	10,239,135	(965,058)	9,274,077	18,403,279	20,505,979	(602,700)	149,882	(1,350,118)	7,923,959	7,923,959
Highway	1,390,524	258,662	1,649,186	12,666,131	13,725,684	(1,072,900)	58,616	71,963	1,721,149	1,958,305
General Services	(48,966)	40,708	(8,258)	452,960	422,044	-	420	31,336	23,078	-
Workers Compensation Insurance	3,219,995	(367,408)	2,852,587	355,405	801,263	-	407	(445,451)	2,407,136	2,407,136
Property & Liability Insurance	769,283	136,502	905,785	1,043,340	1,046,840	-	220	(3,280)	902,505	633,262
Self Funded Health Insurance	3,336,325	-	3,336,325	-	-	915,000		(915,000)	2,421,325	2,421,325
Self Funded Dental Insurance	283,778	-	283,778	881,177	881,177	-		-	283,778	195,846
TOTAL PROPRIETARY FUNDS	20,582,500	(1,092,679)	19,489,821	35,531,208	40,556,203	(2,204,900)	216,492	(2,603,603)	16,886,218	16,743,121
Other Funds (Equity)										
Debt Service	4,238,459	(4,120,000)	118,459	5,547,000	5,547,000	-	-	-	118,459	118,459
TOTALS	46,589,913	(9,129,984)	37,459,929	141,080,578	147,418,002	(2,204,900)	809,663	(3,529,666)	33,930,263	33,690,170

Note 1: The County Board requires that all capital outlay and debt principal payments be included in the budget. As a result, proprietary funds include capital expenditures and principal paid on debt. These items need to be adjusted out to arrive at the ending unrestricted fund balance because they are not true expenditures in proprietary fund accounting and would not effect fund balance. Depreciation is also adjusted out because it does not close out to unrestricted fund balance. It closes to a restricted equity account called "Investment in capital assets net of debt".

Note 2: Available resources is a better measure of cash reserves available for appropriation. It backs out all non-cash equivalents such as inventory and undepreciated assets leaving you with available cash.

Note 3: The Public Health Department will be returning \$71,342 of surplus accumulated prior to the consolidation of Health Departments with the Cities of Neenah and Oshkosh. This surplus is only being returned to the municipalities that participated in County Public Health prior to the merger. It is being returned as a reduction of Public Health levy to those applicable municipalities.

Note 4: We are applying \$915,000 of the self funded health insurance balance to the 2016 budget. The levy impact will be a reduction of \$750,000, non levy impact \$ 74,000 and the balance of \$91,000 will be given back to employees as reductions to their premiums for 2016.

**WINNEBAGO COUNTY
SOURCES OF REVENUE BY FUND**

Funding Sources - 2016 Budget

	Taxes	Inter-Governmental	Licenses, Fines, Permits	Public Charges	Interfund	Interest	Other	2016 Adopted Budget	2015 Adopted Budget	Change - 2016 Over/(Under) 2015	Percent
General Fund	36,366,415	11,250,497	940,075	4,198,726	251,653	627,300	2,792,900	56,427,566	56,681,115	(253,549)	-0.45
Human Services	18,073,374	23,307,175	-	2,194,255	-	-	-	43,574,804	42,638,809	935,995	2.2
Airport	768,566	5,000	-	951,000	-	-	4,350	1,728,916	1,648,955	79,961	4.85
Park View Health Center	4,435,622	8,324,668	-	4,051,489	-	-	1,591,500	18,403,279	19,155,654	(752,375)	-3.93
Highway	-	6,490,530	15,000	1,175	6,071,776	12,000	75,650	12,666,131	14,592,383	(1,926,252)	-13.2
General Services	-	5,000	-	2,000	445,960	-	-	452,960	452,000	960	0.21
Workers Comp Insurance	-	-	-	-	320,273	35,132	-	355,405	380,790	(25,385)	-6.67
Property & Liability Insurance	-	-	-	-	1,038,340	5,000	-	1,043,340	938,781	104,559	11.14
Self Funded Dental Insurance	-	-	-	108,196	771,481	1,500	-	881,177	845,089	36,088	4.27
Debt Service	5,419,000	-	-	-	-	-	128,000	5,547,000	3,803,000	1,744,000	45.86
	65,062,977	49,382,870	955,075	11,506,841	8,899,483	680,932	4,592,400	141,080,578	141,136,576	(55,998)	-0.04

**WINNEBAGO COUNTY
SOURCES OF REVENUE BY YEAR**

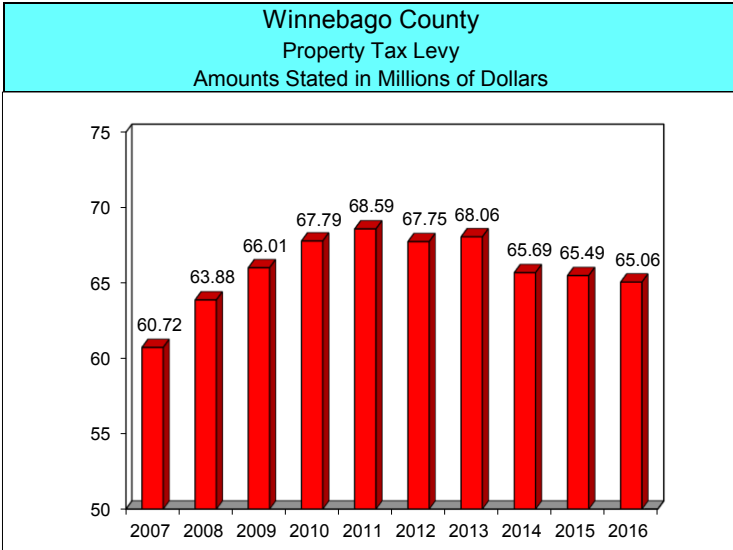
	Actual 2012	Actual 2013	Actual 2014	Adopted 2015	Adopted 2016	2016 Over/(Under) 2015	
						Amount	Percent
Taxes	68,183,647	67,859,252	64,786,199	65,494,165	65,062,977	(431,188)	-0.66
Intergovernmental	47,083,096	45,011,599	45,146,272	46,231,286	49,382,870	3,151,584	6.82
Licenses, Fines, Permits	1,059,484	1,046,909	955,646	1,003,750	955,075	(48,675)	-4.85
Public Charges	15,142,958	15,192,593	14,123,130	13,732,980	11,506,841	(2,226,139)	-16.21
Interfund	13,225,630	9,591,118	7,803,693	10,728,761	8,899,483	(1,829,278)	-17.05
Interest	734,930	(189,849)	1,113,608	628,057	680,932	52,875	8.42
Other	8,791,372	9,421,971	7,570,219	3,317,577	4,592,400	1,274,823	38.43
Total	154,221,117	147,933,593	141,498,767	141,136,576	141,080,578	(55,998)	-0.04

**WINNEBAGO COUNTY
EXPENDITURES BY FUND**

	Expenditure Type - 2016				2016 Adopted Budget	2015 Adopted Budget	Change 2016 Over/(Under) 2015	Percent
	Labor	Travel	Capital	Other Operating Expenses				
General Fund	36,725,724	339,636	1,242,314	19,432,321	57,739,995	57,265,818	474,177	0.83
Human Services	20,460,930	411,940	23,362	22,678,572	43,574,804	42,638,809	935,995	2.20
Debt Service Funds	-	-	-	5,547,000	5,547,000	5,803,000	(256,000)	-4.41
Airport Fund	629,872	2,455	106,000	2,434,889	3,173,216	3,138,404	34,812	1.11
Park View Health Center	13,895,313	13,825	-	6,596,841	20,505,979	20,875,240	(369,261)	-1.77
Highway Fund	5,632,644	7,625	1,014,500	7,070,915	13,725,684	15,591,572	(1,865,888)	-11.97
General Services	51,790	-	-	370,254	422,044	439,247	(17,203)	-3.92
Workers Compensation Insurance	36,998	500	-	763,765	801,263	931,903	(130,640)	-14.02
Property & Liability Insurance	23,448	112	-	1,023,280	1,046,840	938,781	108,059	11.51
Self Funded Health Insurance	-	-	-	-	-	251,998	(251,998)	-100.00
Self Funded Dental Insurance	-	-	-	881,177	881,177	845,089	36,088	4.27
	77,456,719	776,093	2,386,176	66,799,014	147,418,002	148,719,861	(1,301,859)	-0.88

**WINNEBAGO COUNTY
EXPENDITURES BY YEAR**

	Actual 2012	Actual 2013	Actual 2014	Adopted 2015	Adopted 2016	2016 Over/(Under) 2015	
						Amount	Percent
Labor	70,069,595	71,556,566	72,227,777	76,761,985	77,456,719	694,734	0.9%
Travel	634,280	720,475	680,909	743,843	776,093	32,250	4.3%
Capital	2,417,014	4,172,981	2,902,971	3,107,520	2,386,176	(721,344)	-23.2%
Other Operating	80,180,092	78,639,872	70,728,442	68,106,513	66,799,014	(1,307,499)	-1.9%
	153,300,981	155,089,894	146,540,099	148,719,861	147,418,002	(1,301,859)	-0.9%

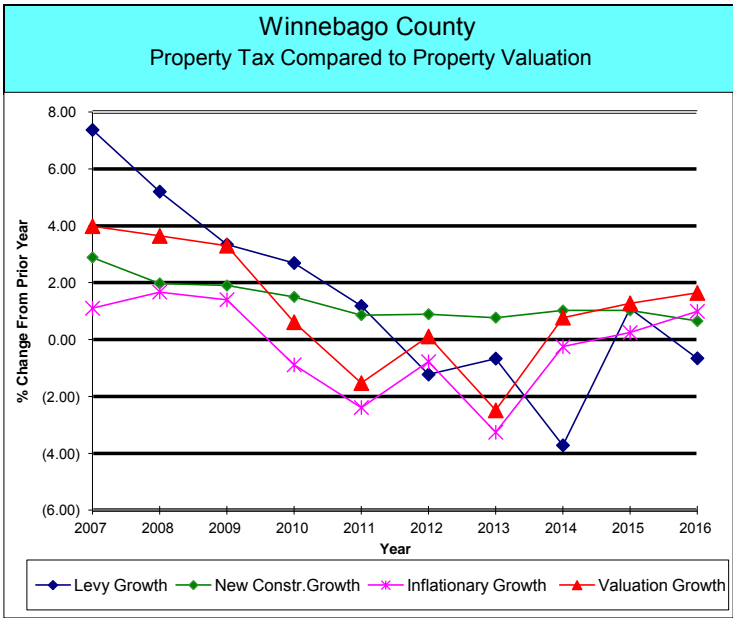


PROPERTY TAX REVENUES include taxes levied on real and personal property. The levy amount is the difference between the projected expenditures and revenues for all levy supported County operations. The rate of increase was slowed by the tax rate freeze that went into effect in 1993 and conservative fiscal management. The rate of increase will be slowed even more by the tax levy limit that was implemented for the 2007 budget year.

←

2015 figure represents the actual levy.

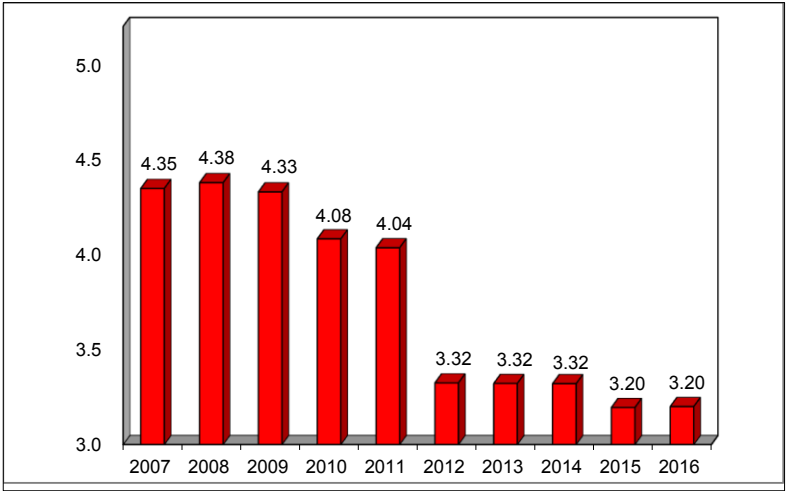
2016 figures are budgeted.



GROWTH IN TAX LEVY-This chart compares growth in the property tax levy to total growth in valuation. It further breaks down the valuation growth into construction/ improvements and inflationary growth. When the rate of increase in the tax levy is less then the increase due to new construction, the average taxpayer could expect to see a smaller county tax bill.

←

General Fund
State Shared Tax
 Amounts Stated in Millions of Dollars



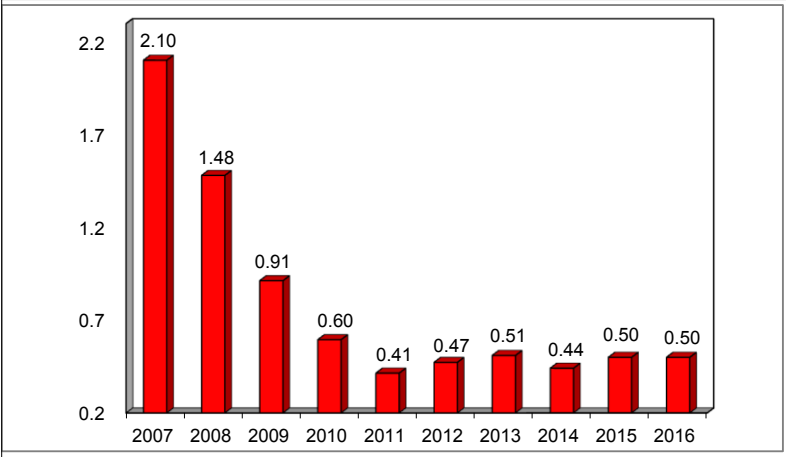
STATE SHARED TAX is distributed by the State based on a formula of spending effort and equalized values. Budget estimates are based on determinations by the State. The decrease since 2011 is due to the actual and estimated drop in shared revenue from the state.

←

2015 figures are estimates.

2016 figures are budgeted.

General Fund
Interest Income Investments
 Amounts Stated in Millions of Dollars

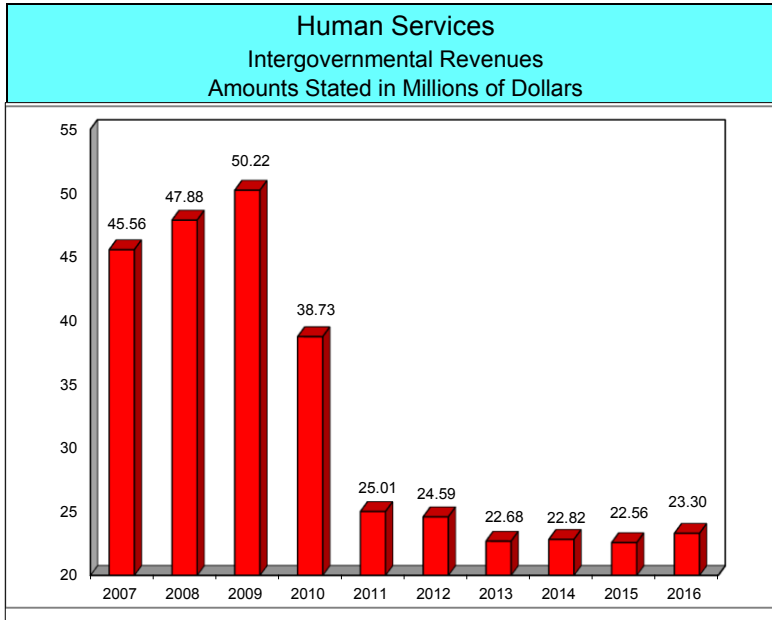


INTEREST INCOME is the revenue earned on invested funds. Fluctuations are primarily the result of changes in the amount of funds available to invest and interest rates over the years. Estimates are based on anticipated market interest rates.

←

2015 figures are estimates.

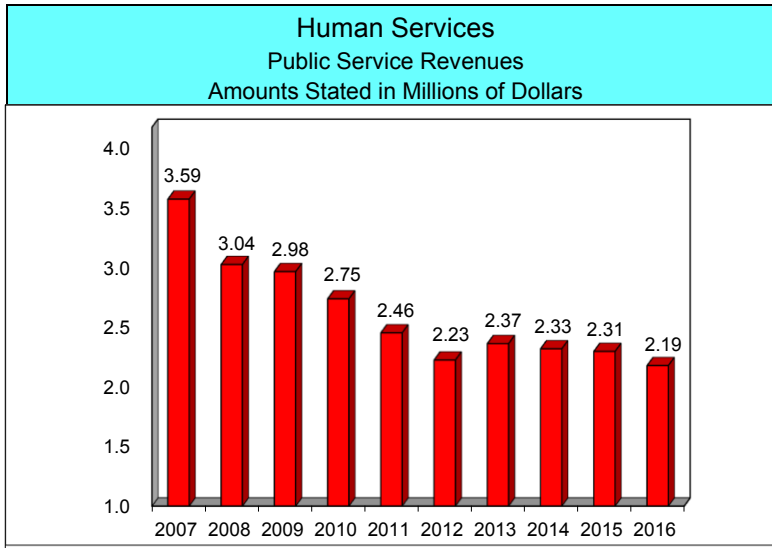
2016 figures are budgeted.



← HUMAN SERVICES INTERGOVERNMENTAL REVENUES are revenues received from either the state or federal government in the form of grants and aids. Revenue estimates are based on an allocation from the state. Federal revenues from the "Federal Medical Assistance Waiver Program" are primarily responsible for the steady increase in revenues through 2009. With FamilyCare, much of this revenue will be transferred to the regional unit.

2015 figures are budgeted.

2016 figures are budgeted.

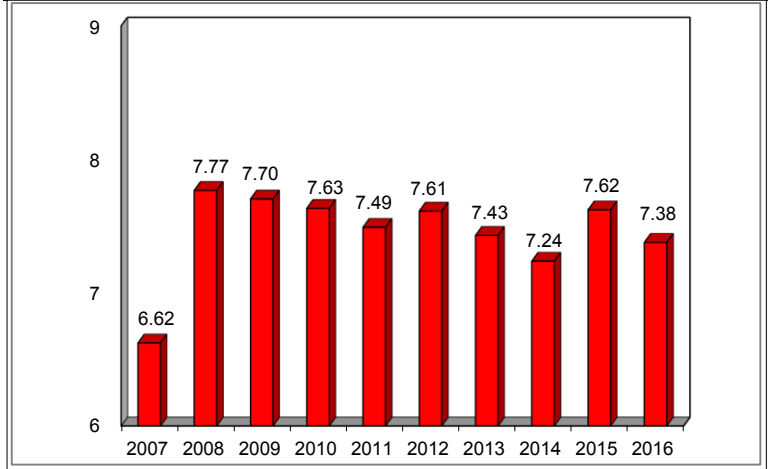


← HUMAN SERVICES PUBLIC SERVICE REVENUES include revenues received from individual and third party payers for services rendered by the County. In 2008 some of the accounts that were classified as Public Revenues have been reclassified as Intergovernmental Revenues. Therefore, there is an increase for the Intergovernmental Revenues and a subsequent decrease in the Public Revenues.

2015 figures are budgeted.

2016 figures are budgeted.

Park View Health Center
Title 19 & ITP
Amounts Stated in Millions of Dollars

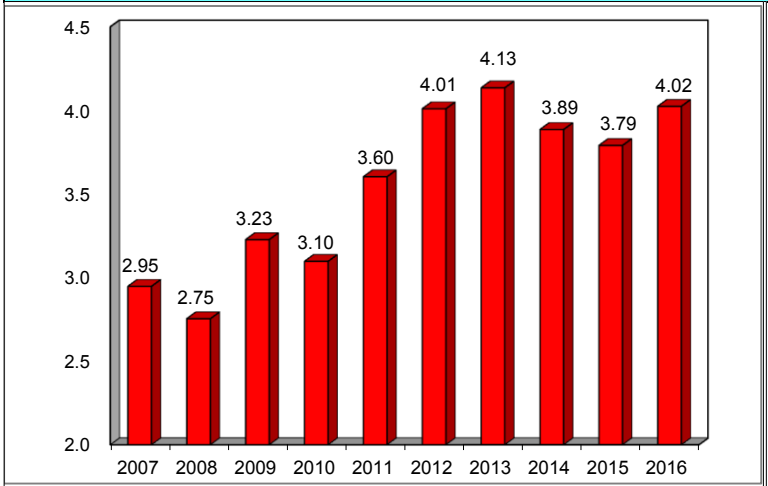


← PARK VIEW HEALTH CENTER TITLE 19 MEDICAL ASSISTANCE revenue is based on a daily rate approved by the State. The decrease in 2007 is partly due to the closing the ICF/MR unit at the Parkview Health Center. The downsizing of the facility in 2008 also had an impact on the dollars received.

2015 figures are budgeted.

2016 figures are budgeted.

Park View Health Center
Private Pay
Amounts Stated in Millions of Dollars

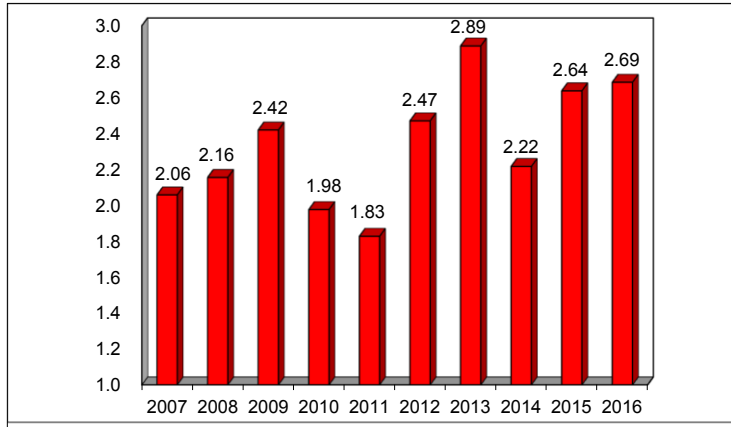


← PARK VIEW HEALTH CENTER PRIVATE PAY revenue is derived from a daily rate which reflects actual operating expenses incurred for private pay residents. Fluctuations are caused by changes in the census and rate increases.

2015 figures are budgeted.

2016 figures are budgeted.

Highway
Local Government
Amounts Stated in Millions of Dollars

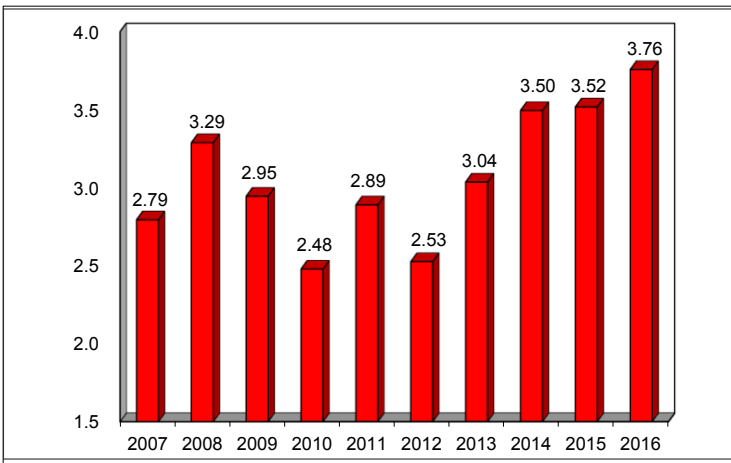


HIGHWAY- LOCAL GOVERNMENTAL REVENUES
The Highway Department does various maintenance and construction projects for local municipalities. The expenses incurred on these projects are fully reimbursed to the County by the municipality requesting the work.

2015 figures are budgeted.

2016 figures are budgeted.

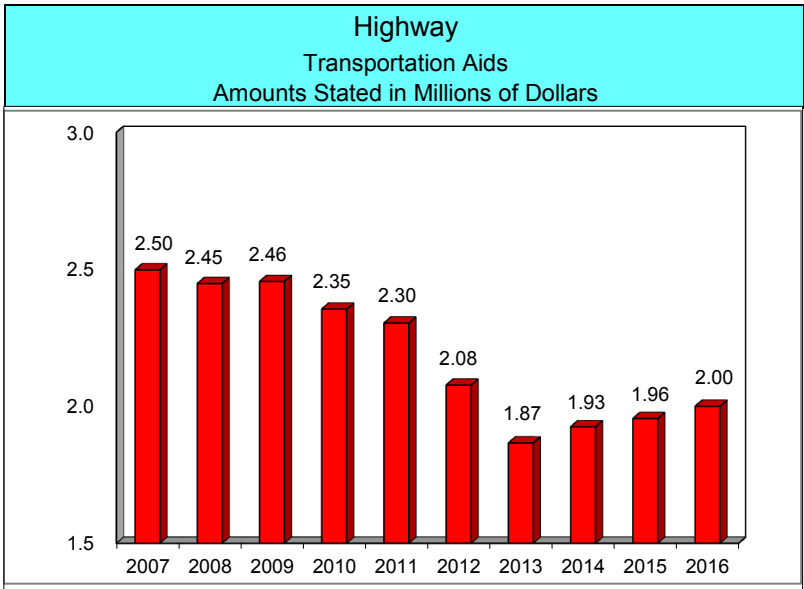
Highway
State Government
Amounts Stated in Millions of Dollars



HIGHWAY- STATE GOVERNMENTAL REVENUES
The Highway Department does various maintenance and construction projects for the State of Wisconsin. The expenses incurred on these projects are fully reimbursed to the County by the State.

2015 figures are budgeted.

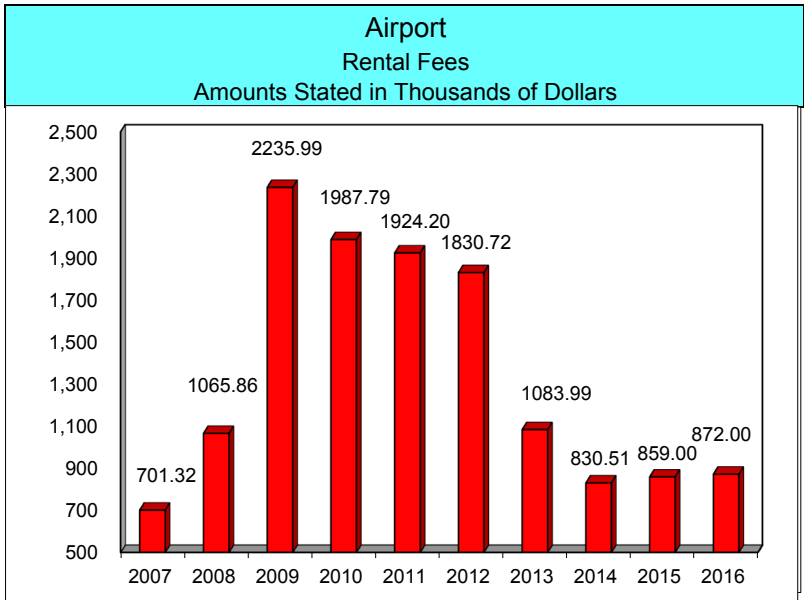
2016 figures are budgeted.



HIGHWAY- TRANSPORTATION AIDS are based on prior years expenditures incurred by the Highway and Sheriff Departments and on total county trunk highway miles.

2015 figures are budgeted.

2016 figures are budgeted.



AIRPORT RENTAL FEES are generated from lease agreements. The increases are the result of new hanger and other building projects and increases in rental rates.

2015 figures are budgeted.

2016 figures are budgeted.

CHANGES TO TABLE OF ORGANIZATION
2016 Budget Process
(The fiscal impact of these changes follows)

Airport	Change (1) Part-time Custodian/Groundsperson to Full-time
Child Support	Add (1) Lead Specialist/Trainer Eliminate (1) Child Support Specialist Add (1) Clerk Typist II
Clerk of Courts	Add (1) Records Retention Clerk Eliminate (1) Teen Court Program Coordinator Eliminate (1) VIP Program Coordinator
District Attorney	Eliminate (1) Part-time Legal Secretary Add (1) Full-time Administrative Assistant Eliminate (1) Crime Analyst position (will be moved to the Sheriff's Office table of organization)
Emergency Mgmt.	Change (1) Part-Time EM Planner/Deputy Director (88%) to Full-time Reduce FTE of Part-time Secretary I (Program Assistant) from 87% to 54%
Facilities	Change (1) Part-time Plumber to Full-time Add (1) Part-time Clerk Receptionist position
Human Services	
Behavioral Health Services	Add (1) Case Manager – Justice Programs Add (1) Psychotherapist Add (1) Mental Health Crisis Worker Eliminate (1) CSP Professional Add (2) Part-Time Peer Support Specialists
Parks	Add (1) Parks Caretaker
Planning & Zoning	Change (1) Part-Time Clerk Typist II (Tax Lister's Office) to Full-Time

Public Health

- Eliminate (1) Account Clerk
- Add (1) Administrative Coordinator
- Add (1) Communications Specialist
- Add (1) Public Health Planner
- Add (1) Health Educator
- Change (1) Part-time Public Health Nurse to Full-time
- Add (1) Public Health Supervisor
- Add (1) Public Health Preparedness Specialist

(Four of the new positions were previously approved as part of the 2015 budget but because they were not filled in the allotted time frame they were removed from the Table of Organization during the 2015 calendar year. The department intends to fill those positions in 2016.)

Sheriff's Office

- Add (2) Part-Time Corrections Officers
- Add (2) Full-Time Security/Booking Clerks
- Add (1) Crime Analyst position (this position was originally under the District Attorney)

Veterans' Services

- Change (1) Part-Time Secretary I to Full-Time
- Change (1) Part-Time Benefits Specialist to Full-Time

Table of Organization Changes - Fiscal Summary

Title	Department	Quant FT	Quant PT	Wages	Fringe Benefits	Other Costs	Cost Reductions	Revenues Generated	Net Cost (Savings)
Custodian/Groundsperson	Airport	1	-1	10,709	1,785				12,494
Clerk Typist II	Child Support	1		25,317	10,818			(24,090)	12,045
Lead Specialist/Trainer	Child Support	1		50,257	22,445			(48,468)	24,234
Child Support Specialist	Child Support	-1		(47,897)	(22,094)			46,661	(23,330)
Records and Retention Clerk	Clerk of Courts	1		32,183	24,303		(18,000)		38,486
VIP Program Coordinator	Clerk of Courts	-1		(57,701)	(27,756)				(85,457)
Teen Court Program Coordinator	Clerk of Courts	-1		(50,764)	(26,712)				(77,476)
Administrative Assistant	District Attorney	1		39,582	25,397				64,979
Crime Analyst	District Attorney	-1		(48,172)	(28,593)			38,383	(38,382)
Legal Secretary	District Attorney		-1	13,431	12,158				25,589
Deputy Director of Em. Mgmt.	Emergency Mgmt	1	-1	7,129	3,013				10,142
Program Assistant	Emergency Mgmt			(5,228)	(3,855)				(9,083)
Clerk Receptionist	Facilities & Prop Mgmt		1	11,788	11,632	1,812			25,232
Plumber	Facilities & Prop Mgmt	1	-1	15,799	7,359				23,158
Case Manager-Justice Programs	Human Services	1		45,453	26,280			(7,500)	64,233
Administrative Assistant	Human Services	1		51,052	22,564				73,616
Confidential Secretary	Human Services	-1		(51,052)	(22,564)				(73,616)
Psychotherapist	Human Services	1		49,837	27,337	2,500		(65,513)	14,161
Mental Health Crisis Worker	Human Services	1		45,344	26,632				71,976
CSP Professional	Human Services	-1		(45,453)	(26,649)				(72,102)
Certified Peer Support Specialist	Human Services		2	32,364	24,593	1,000		(38,660)	19,297
Parks Caretaker	Parks	1		44,866	28,842		(23,652)		50,056
Clerk Typist	Planning & Zoning	1	-1	11,408	21,208				32,616
Account Clerk	Public Health	-1		(39,147)	(24,253)				(63,400)
Administrative Coordinator*	Public Health	-1		(41,111)	(24,546)				(65,657)
Administrative Coordinator	Public Health	1		41,111	24,546				65,657
Chronic Disease Prevention Supv*	Public Health	-1		(66,544)	(29,962)				(96,506)

Title	Department	Quant FT	Quant PT	Wages	Fringe Benefits	Other Costs	Cost Reductions	Revenues Generated	Net Cost (Savings)
Public Health Supervisor	Public Health	1		66,544	29,962				96,506
Communication Specialist*	Public Health	-1		(51,624)	(27,618)				(79,242)
Communication Specialist	Public Health	1		51,624	27,618				79,242
Health Educator	Public Health	1		46,011	14,622				60,633
Public Health Nurse	Public Health	1	-1	10,603	3,617				14,220
Public Health Nurse*	Public Health	1		This position was inadvertently omitted from the 2015 table of org in the budget document.					0
Public Health Planner*	Public Health	-1		(54,678)	(28,098)				(82,776)
Public Health Planner	Public Health	1		54,678	28,098				82,776
PH Preparedness Specialist	Public Health	1		51,624	27,618				79,242
WIC Program Nutritionist*	Public Health	-1	1	(18,971)	(2,978)				(21,949)
Crime Analyst	Sheriff	1		48,172	28,593		(38,383)		38,382
Master Control Booking Clerk	Sheriff	2		22,500	14,806				37,306
Correctional Officer	Sheriff		2	31,566	17,333				48,899
Benefit Specialist	Veterans' Service	1	-1	5,425	808				6,233
Secretary I	Veterans' Service	1	-1	13,540	4,290				17,830
		<u>14</u>	<u>-2</u>	<u>351,575</u>	<u>222,599</u>	<u>5,312</u>	<u>(80,035)</u>	<u>(99,187)</u>	<u>400,264</u>

NOTES:

Title changes having no fiscal impact are excluded.

Positions changed during 2015 calendar year are marked with an asterisk (*); those not so marked are being changed as part of 2016 budget.

**TABLE OF ORGANIZATION OF CLASSIFIED POSITIONS
2016**

	2015		Position changes after adopted budget		2016 Budget		2016 Classified	
	FT	PT	FT	PT	FT	PT	FT	PT
AIRPORT								
Airport Director	1						1	
Airport Secretary	1						1	
Custodian/Groundsperson		1			1	-1	1	
Maintenance Equipment Operator	3						3	
Mechanic	1						1	
Superintendent of Maintenance & Operations	1						1	
TOTAL	7	1	0	0	1	-1	8	0
CHILD SUPPORT								
Child Support Director/Attorney	1						1	
Account Clerk II	3						3	
Assistant Child Support Attorney	1						1	
Child Support Specialist	12				-1		11	
Clerk Typist II	4				1		5	
Office Supervisor	1						1	
Receptionist/Typist	1						1	
Lead Specialist/Trainer					1		1	
TOTAL	23	0	0	0	1	0	24	0
CIRCUIT COURTS								
Court Commissioner	2						2	
Court Reporter	1						1	
Deputy Register in Probate	1						1	
Register in Probate/Probate Registrar	1						1	
Teen Court Program Coordinator	1				-1			
VIP Program Coordinator	1				-1			

**TABLE OF ORGANIZATION OF CLASSIFIED POSITIONS
2016**

	2015		Position changes after adopted budget		2016 Budget		2016 Classified	
	FT	PT	FT	PT	FT	PT	FT	PT
CLERK OF COURTS								
Clerk of Courts	1						1	
Account Clerk-Traffic	1						1	
Accounting Supervisor	1						1	
Clerk Typist II	3	2					3	2
Court Assistant	8						8	
Judicial Assistant	6						6	
Jury Clerk	1						1	
Office Manager/Chief Deputy	1						1	
Records and Retention Clerk					1		1	
Secretary II	5						5	
Small Claims Clerk	2						2	
FAMILY COURT COMMISSIONER								
Court Commissioner	1						1	
Legal Secretary/Deputy Court Clerk	3						3	
FAMILY COURT COUNSELING								
Director, Family Court Counseling Services	1						1	
Family Court Counselor	2						2	
Legal Secretary	1						1	
TOTAL -Clerk of Courts & Related Depts.	44	2	0	0	-1	0	43	2
CORONER								
Coroner	1						1	
Secretary I		1						1
TOTAL	1	1	0	0	0	0	1	1

**TABLE OF ORGANIZATION OF CLASSIFIED POSITIONS
2016**

	2015		Position changes after adopted budget		2016 Budget		2016 Classified	
	FT	PT	FT	PT	FT	PT	FT	PT
CORPORATION COUNSEL								
Corporation Counsel	1						1	
Assistant Corporation Counsel	1						1	
Confidential Secretary/Paralegal	2						2	
TOTAL	4	0	0	0	0	0	4	0
COUNTY CLERK								
County Clerk	1						1	
Account Clerk/Typist		1						1
County Clerk Secretary	1						1	
Deputy County Clerk	1						1	
TOTAL	3	1	0	0	0	0	3	1
COUNTY EXECUTIVE								
County Executive	1						1	
Executive Assistant	1						1	
TOTAL	2	0	0	0	0	0	2	0
DISTRICT ATTORNEY								
Administrative Assistant	1				1		2	
Confidential Secretary/Paralegal	4						4	
Crime Analyst	1				-1			
Domestic Abuse Investigator	1						1	
Investigator	1						1	
Legal Secretary	4	1				-1	4	
Diversion Program Coordinator	1						1	
Receptionist/Typist	1						1	
Risk Assessment Specialist	1						1	
Special Investigator	1						1	
Support Services Supervisor	1						1	

**TABLE OF ORGANIZATION OF CLASSIFIED POSITIONS
2016**

	2015		Position changes after adopted budget		2016 Budget		2016 Classified	
	FT	PT	FT	PT	FT	PT	FT	PT
DISTRICT ATTORNEY (cont.)								
Victim Witness Program Coordinator	1						1	
TOTAL	<u>18</u>	<u>1</u>	<u>0</u>	<u>0</u>	<u>0</u>	<u>-1</u>	<u>18</u>	<u>0</u>
EMERGENCY MANAGEMENT								
Director of Emergency Mgmt.	1						1	
EM Planner/Deputy Director		1			1	-1	1	
Secretary I (Program Assistant)		1						1
TOTAL	<u>1</u>	<u>2</u>	<u>0</u>	<u>0</u>	<u>1</u>	<u>-1</u>	<u>2</u>	<u>1</u>
FACILITIES & PROPERTY MGMT.								
Director of Facilities & Property Mgmt.	1						1	
Administrative Coordinator	1						1	
Buildings and Grounds Manager	1						1	
Carpenter	1						1	
Clerk Receptionist						1		1
Custodian Supervisor	1						1	
Custodian I	5						5	
Custodian II	10						10	
Custodian III	3						3	
Electrician	2						2	
HVAC Specialist	2						2	
Maintenance Supervisor	2						2	
Maintenance Worker Technician *	7						7	
Painter	1						1	
Plumber		1			1	-1	1	
TOTAL	<u>37</u>	<u>1</u>	<u>0</u>	<u>0</u>	<u>1</u>	<u>0</u>	<u>38</u>	<u>1</u>

*Title change only

**TABLE OF ORGANIZATION OF CLASSIFIED POSITIONS
2016**

	2015		Position changes after adopted budget		2016 Budget		2016 Classified	
	FT	PT	FT	PT	FT	PT	FT	PT
FINANCE								
Finance Director	1						1	
Account Clerk II	2						2	
Assistant Finance Director	1						1	
General Accounting Supervisor	1						1	
Purchasing Agent/Accountant	1						1	
TOTAL	6	0	0	0	0	0	6	0
GENERAL SERVICES								
Clerk Typist II	1						1	
TOTAL	1	0	0	0	0	0	1	0
HEALTH								
Director of Public Health	1						1	
Account Clerk-Public Health	1				-1			
Administrative Coordinator	1		-1		1		1	
Breastfeeding Peer Counselor		1						1
Chronic Disease Prevention Supervisor	1		-1					
Communications Specialist	1		-1		1		1	
Drug Free Community Grant Coordinator	1						1	
Environmental Health Specialist	4						4	
Environmental Health Supervisor	1						1	
Health Educator	1		1		1		3	
Health Educator/Commun Transformation	1		-1					
Public Health Aide	2	1					2	1
Public Health Nurse	8	5	1		1	-1	10	4
Public Health Supervisor	2				1		3	
Public Health Planner	1		-1		1		1	
Public Health Preparedness Specialist					1		1	
Secretary II	2						2	
WI Well Woman Prog. Case Specialist	2						2	

**TABLE OF ORGANIZATION OF CLASSIFIED POSITIONS
2016**

	2015		Position changes after adopted budget		2016 Budget		2016 Classified	
	FT	PT	FT	PT	FT	PT	FT	PT
HEALTH (cont.)								
WIC Program Director/Nutritionist	1						1	
WIC Program Nutritionist	2	2	-1	1			1	3
TOTAL	33	9	-4	1	6	-1	35	9
HIGHWAY								
Highway Commissioner	1						1	
Account Clerk II	1						1	
Accountant/Office Manager	1						1	
Bridge tender	15	2					15	2
Classification 2 Operator	32						32	
Classification 3 Operator	9						9	
Engineering Tech/Bridge Oper. Supervisor	1						1	
Foreman	5						5	
Highway Equipment Superintendent	1						1	
Highway Maintenance Superintendent	2						2	
Janitor/Watchman	4						4	
Mechanic	4						4	
Night Mechanic	1						1	
Parts Supervisor	1						1	
Secretary/Account Clerk	1						1	
Traffic Operations Supervisor	1						1	
TOTAL	80	2	0	0	0	0	80	2
HUMAN RESOURCES								
Director of Human Resources	1						1	
Confidential Secretary	1						1	
Confidential Secretary/Receptionist	1						1	
Human Resources Manager	1						1	
Human Resources Specialist	1						1	
Payroll/Human Resources Clerk		2						2

**TABLE OF ORGANIZATION OF CLASSIFIED POSITIONS
2016**

	2015		Position changes after adopted budget		2016 Budget		2016 Classified	
	FT	PT	FT	PT	FT	PT	FT	PT
HUMAN RESOURCES (cont.)								
Payroll & Benefits Manager	1						1	
Payroll & Benefits Specialist	1						1	
TOTAL	7	2	0	0	0	0	7	2
HUMAN SERVICES-ADM. SVCS.								
Human Services Director	1						1	
Account Clerk	3	1					3	1
Administrative Assistant	1	2			1		2	2
AODA/IDP Secretary	2						2	
Clerk/Receptionist	5						5	
Clerk Typist I	1						1	
Confidential Secretary	1				-1			
Deputy Director	1						1	
Financial Supervisor	1						1	
Lead Secretary	1						1	
Medical Transcriptionist	1	2					1	2
Office Systems & Confidential Records Supervisor	1						1	
Program Accountant	2						2	
Secretary	3						3	
Special Projects Coordinator	1						1	
Support Specialist	10	3					10	3
Support Specialist Supervisor	1						1	
Word Processor/Medical Transcription	2						2	
HUMAN SERVICES-BEHAVIORAL HEALTH SERVICES								
Behavior Health Services Division Manager	1						1	
Adult Substance Abuse/Safe Streets Supervisor	1						1	
Adult Therapist Supervisor	1						1	
Advanced Practice Nurse Prescriber	2						2	
AODA Counselor	4						4	
Behavior Specialist	1						1	

**TABLE OF ORGANIZATION OF CLASSIFIED POSITIONS
2016**

	2015		Position changes after adopted budget		2016 Budget		2016 Classified	
	FT	PT	FT	PT	FT	PT	FT	PT
HUMAN SERVICES-BEHAVIORAL HEALTH SERVICES (cont.)								
Case Manager - Justice Programs					1		1	
Chief Psychologist/Clinical Supervisor	1						1	
Crisis Team Supervisor	1						1	
Crisis Worker – After Hours		5						5
CSP Professional	7				-1		6	
Family Services Therapist	3	1					3	1
Intensive In-Home Case Manager	3						3	
Intensive In-Home Therapist	3						3	
Lead Mental Health Technician	1						1	
Mental Health Crisis Worker	3				1		4	
Mental Health Technician	3						3	
Neenah CCS/CSP Supervisor	1						1	
Oshkosh CCS/CSP Supervisor	1						1	
Peer Support Specialist						2		2
Prevention Services Coordinator	1						1	
Program Specialist	8	3					8	3
Psychiatric Nurse	3		-1				2	
Psychiatric Nurse-LPN	1						1	
Psychotherapist	4	1			1		5	1
Resident Counselor – Summit House	1						1	
Resident Program Professional	2						2	
Safe Streets Case Manager	2						2	
Staff Psychiatrist	2						2	
Summit House & Toward Tomorrow Coordinator	1						1	
Team Case Manager	7		1				8	
Team Case Manager/Vocational Specialist	2						2	
Youth CCS Worker	3						3	
Youth Mental Health Supervisor	1						1	

**TABLE OF ORGANIZATION OF CLASSIFIED POSITIONS
2016**

	2015		Position changes after adopted budget		2016 Budget		2016 Classified	
	FT	PT	FT	PT	FT	PT	FT	PT
HUMAN SERVICES – CHILD WELFARE SERVICES								
Child Welfare Services Division Manager	1						1	
Case Aide	2						2	
Home Consultant	7						7	
Juvenile Intake Supervisor	1						1	
Juvenile Intake Worker	2						2	
Program Supervisor	8						8	
Restitution Coordinator	1						1	
Social Worker	50						50	
HUMAN SERVICES – ECONOMIC SUPPORT								
ESD Manager	1						1	
Case Aide	2						2	
Clerk Receptionist	1						1	
Clerk Typist II	1						1	
Economic Support Specialist	29	4					29	4
ESD Assistant Manager	1						1	
Lead ES Worker	1						1	
Problem Resolution Specialist	1						1	
Staff Development Specialist	1						1	
HUMAN SERVICES-LONG TERM SUPPORT								
Long Term Support Division Manager	1						1	
ADRC Specialist	9						9	
Adult Access Protective Service Coordinator/Social Worker	4						4	
Disability Benefit Specialist	2						2	
Elderly Benefit Specialist	2						2	
Program Supv/Team Leader	3						3	
Service Coordinator/Social Worker	7						7	
TOTAL HUMAN SERVICES	251	22	0	0	2	2	253	24

**TABLE OF ORGANIZATION OF CLASSIFIED POSITIONS
2016**

	2015		Position changes after adopted budget		2016 Budget		2016 Classified	
	FT	PT	FT	PT	FT	PT	FT	PT
INFORMATION SYSTEMS								
Director of Information Systems	1						1	
I.S. Development Supervisor	1						1	
I.S. Accountant					1		1	
Network Administrator	1						1	
Network Technician	3						3	
Senior Systems / Database Analyst	1						1	
Senior User Support Specialist	1						1	
Systems Analyst	3						3	
Technical Support Supervisor	1						1	
Telecommunications/Budget Assistant	1				-1			
Telecommunications Coordinator	1						1	
User Support Specialist	3						3	
TOTAL	17	0	0	0	0	0	17	0
LAND & WATER CONSERVATION								
Land & Water Conservation Director	1						1	
Agronomist	1						1	
Conservation Technician	2						2	
GIS Technician	1						1	
LWCD Secretary	1						1	
Resource Conservationist	1						1	
TOTAL	7	0	0	0	0	0	7	0
PARKS								
Parks Director/Expo Site Manager	1						1	
Assistant Parks Director	1						1	
Maintenance Supervisor	1						1	
Parks Caretaker	1	2			1		2	2
Parks Secretary	1						1	
Program Manager	1						1	
TOTAL	6	2	0	0	1	0	7	2

**TABLE OF ORGANIZATION OF CLASSIFIED POSITIONS
2016**

	2015		Position changes after adopted budget		2016 Budget		2016 Classified	
	FT	PT	FT	PT	FT	PT	FT	PT
PARK VIEW HEALTH CENTER								
Administrator	1						1	
Account Clerk	1						1	
Accountant	2						2	
Activity Specialist	9						9	
Activity Support Assistant	1						1	
Administrative Coordinator	1						1	
Clerk-Receptionist		1						1
Cook	3	1					3	1
Custodian/Room Attendant	10	1					10	1
Dietetic Tech/Registered Dietitian	1						1	
Director, Food & Nutrition Svcs.	1						1	
Director of Activity/Social Services	1						1	
Director of Financial Services	1						1	
Director of Nursing	1						1	
Food Service Worker	13	1					13	1
Housekeeping Supervisor		1						1
Medical Director		1						1
Medical Records Coordinator	1						1	
Medical Social Worker	4	1					4	1
Nurse Assistant (CNA)	114	1					114	1
Nursing Scheduler	1						1	
Painter		1						1
Purchasing Coordinator	1						1	
Registered Dietitian	1						1	
RN Manager	5						5	
RN Shift Coordinator	3						3	
Staff Development Coordinator	1						1	
Staff RN/LPN	34	1					34	1
Unit Assistant	3						3	
Unit Assistant (LPN)	1						1	
TOTAL	215	10	0	0	0	0	215	10

**TABLE OF ORGANIZATION OF CLASSIFIED POSITIONS
2016**

	2015		Position changes after adopted budget		2016 Budget		2016 Classified	
	FT	PT	FT	PT	FT	PT	FT	PT
PLANNING & ZONING								
Planning, Zoning and GIS Director	1						1	
Associate Planner	1						1	
Clerk Typist II		1			1	-1	1	
Code Enforcement Officer	2						2	
Construction Site Erosion Control Technician	1						1	
GIS Specialist	2						2	
GIS System Analyst/Administrator	1						1	
Planning Secretary	1						1	
Tax Listing & Assessment Coordinator	1						1	
Tax Listing Specialist	1						1	
Zoning Administrator	1						1	
Zoning Secretary	1						1	
TOTAL	13	1	0	0	1	-1	14	0
REGISTER OF DEEDS								
Register of Deeds	1						1	
Deputy Register of Deeds	1						1	
Records Clerk	5						5	
TOTAL	7	0	0	0	0	0	7	0
SHERIFF								
Sheriff	1						1	
Account Clerk-Corrections	2						2	
Accountant	1						1	
Acct Clerk HSU	1						1	
Administrative Coordinator	1						1	
Captain-Communications	1						1	
Captain-Corrections	1						1	
Captain-Detective	1						1	
Captain-Patrol	1						1	
Chief Deputy	1						1	

**TABLE OF ORGANIZATION OF CLASSIFIED POSITIONS
2016**

	2015		Position changes after adopted budget		2016 Budget		2016 Classified	
	FT	PT	FT	PT	FT	PT	FT	PT
SHERIFF (cont.)								
Civil Process/Sheriff Sales Clk	1						1	
Corporal-Corrections	5						5	
Corporal Corrections - Court Services	1						1	
Corrections Officer	51	8				2	51	10
Corrections Officer - Court Services	6						6	
Crime Analyst					1		1	
Detective	7						7	
Dispatcher	31						31	
Evidence/Records Coordinator	1						1	
GPS Coordinator	1						1	
Inmate Classification Coordinator	2						2	
Lieutenant -Communications	1						1	
Lieutenant-Corrections	1		1				2	
Lieutenant-Court Services/GPS	1						1	
Lieutenant-Detective	1						1	
Lieutenant- Professional Standards	1						1	
Lieutenant-Shift Commander	9		-1				8	
Lieutenant-Training / Special Operations	1						1	
Master Control/Property/Record Clerk Booking/Security Clerk	12				2		14	
Police Officer - Community Services	1						1	
Police Officer-Patrol	36						36	
Public Safety App Adm	1						1	
Records Clerk II	2						2	
Sergeant-Jail	6						6	
Warrant Clerk/Electronic Monitoring Clerk	1						1	
Word Processing Operator	3						3	
Work Release Unit Supervisor	1						1	
TOTAL	195	8	0	0	3	2	198	10

**TABLE OF ORGANIZATION OF CLASSIFIED POSITIONS
2016**

	2015		Position changes after adopted budget		2016 Budget		2016 Classified	
	FT	PT	FT	PT	FT	PT	FT	PT
TREASURER								
Treasurer	1						1	
Account Clerk I	1						1	
Account Clerk II	1						1	
Deputy Treasurer	1						1	
TOTAL	4	0	0	0	0	0	4	0
UNIVERSITY EXTENSION								
4-H Youth and Science Educator	1						1	
Extension Secretary	2						2	
Family Living Educator	1						1	
Horticulture Educator*	1						1	
Secretary II	1						1	
*Position was changed from Part-time to Full-time during the 2015 budget process								
TOTAL	6	0	0	0	0	0	6	0
VETERANS SERVICE OFFICE								
Director of Veterans' Services	1						1	
Benefit Specialist	2	1			1	-1	3	
Deputy Veterans Service Officer	1						1	
Secretary I		1			1	-1	1	
TOTAL	4	2	0	0	2	-2	6	0
GRAND TOTAL	992	67	-4	1	18	-3	1006	65

**WINNEBAGO COUNTY
CAPITAL OUTLAY - 2016**

<u>Department</u>	<u>Description</u>	<u>Quantity</u>	<u>Unit Cost</u>	<u>Capital Outlay</u>
Technology				
Replacement -	Average Size Server	16	11,000	176,000
	Large Size Server	3	13,000	39,000
	SANS / Storage	1	28,000	28,000
	Large Wireless Access Controller	1	13,000	13,000
		<u>21</u>		<u>256,000</u>
Facilities & Property				
Management -	Tuckpointing - County Admin. Bldg. & Orrin King Bldg.	1	75,000	75,000
	Sprinkler system conversion at Park View Health Center	1	12,920	12,920
	Sprinkler system conversion at the Jail	1	13,590	13,590
	Service body truck	2	44,000	88,000
	Bobcat concrete breaker	1	7,500	7,500
	UPS - 1442 at the Law Enforcement Center	1	40,000	40,000
		<u>7</u>		<u>237,010</u>
UW Fox Valley -				
	Construct vestibule at 1500 - Wing entrance	1	22,000	22,000
	Direct digital controls for HVAC systems (1960-era building)	1	15,265	15,265
		<u>2</u>		<u>37,265</u>

**WINNEBAGO COUNTY
CAPITAL OUTLAY - 2016**

<u>Department</u>	<u>Description</u>	<u>Quantity</u>	<u>Unit Cost</u>	<u>Capital Outlay</u>
Parks -				
Admin -	Modular Playground set for Shelter #2	1	45,000	45,000
	Seasonal Canoe/Kayak Launch & Fishing Pier @ Asylum Point Park	1	33,650	33,650
	Bobcat Toolcat w/ 84" brush attachment	1	50,000	50,000
		<u>3</u>		<u>128,650</u>
Land Records				
Modernization -	Server & Software	1	34,100	34,100
		<u>1</u>		<u>34,100</u>
Land & Water				
Conservation -	F150 4x4 Crew Cab, Cap and Towing Accessories	1	30,000	30,000
		<u>1</u>		<u>30,000</u>
Emergency Management -				
	Point to Point Wirelss Redundant Connection to supplement fiber	1	20,000	20,000
		<u>1</u>		<u>20,000</u>

WINNEBAGO COUNTY CAPITAL OUTLAY - 2016

<u>Department</u>	<u>Description</u>	<u>Quantity</u>	<u>Unit Cost</u>	<u>Capital Outlay</u>
Sheriff -				
Patrol -	Utility SUV Squad Cars w/ laptop, changeover & decals	7	35,645	249,515
	Ruggedized Cradelpoint Modem Installs	31	1,250	38,750
	Ruggedized Cradelpoint Modem Installs	24	500	12,000
	60 TB Storage Server for Body Camera	2	17,000	34,000
		<u>64</u>		<u>334,265</u>
Sheriff -				
Detective -	Detective Squad w/ changeover	1	21,865	21,865
		<u>1</u>		<u>21,865</u>
Sheriff -				
Training -	OHD Quantifit Respirator Fit Test Machine	1	8,759	8,759
		<u>1</u>		<u>8,759</u>
Sheriff -				
Jail -	Extended Minivans w/ changeover	2	26,200	52,400
	Video Court Conferencing	1	37,000	37,000
	Livescan Booking Station	1	20,000	20,000
	Compass Classification Upgrade	1	25,000	25,000
		<u>5</u>		<u>134,400</u>
Human Services -				
	7-Multi-Passenger Van	1	23,362	23,362
		<u>1</u>		<u>23,362</u>

**WINNEBAGO COUNTY
CAPITAL OUTLAY - 2016**

<u>Department</u>	<u>Description</u>	<u>Quantity</u>	<u>Unit Cost</u>	<u>Capital Outlay</u>
Airport -				
	Small mowing tractor with rotary large area mower	1	70,000	70,000
	Snow blow blade (20 ft) for front end loader	1	21,000	21,000
	Replacement shades for air traffic control tower cab	1	15,000	15,000
		<u>3</u>		<u>106,000</u>
Highway -				
	Street sweeper	1	305,000	305,000
	Quad Axle Dump Truck	1	290,000	290,000
	5500 Quad Cab Pickup	1	110,000	110,000
	Concrete Drill	1	10,000	10,000
	FWD Utility Vehicle	1	38,000	38,000
	Road Roller	1	55,000	55,000
	Arrow Board	1	5,500	5,500
	Riding Lawn Mower	1	35,000	35,000
	Floor Scrubber	1	35,000	35,000
	Forklift	1	36,000	36,000
	Shop floor drains	1	30,000	30,000
	Overhead doors	1	25,000	25,000
	Fuel system upgrade	1	40,000	40,000
		<u>13</u>		<u>1,014,500</u>
		<u>124</u>		<u>2,386,176</u>

SUMMARY BY DIVISION

	<u>Revenues</u>	<u>Expenses</u>	<u>Adjustments</u>	<u>Levy</u>
ADMINISTRATION				
County Executive	\$ 7,500	\$ 234,611	\$ -	\$ 227,111
Corporation Counsel	26,600	518,317	-	491,717
County Clerk	47,700	243,581	-	195,881
Dog License	2,600	2,600	-	-
Elections	48,000	183,434	-	135,434
Treasurer	1,131,800	402,096	-	(729,704)
Human Resources and Payroll	13,025	801,303	-	788,278
Workers Compensation Fund	355,405	801,263	(445,858)	-
Self Funded Health Insurance	-	-	-	-
Self Funded Dental Insurance	881,177	881,177	-	-
Finance	41,100	762,469	-	721,369
General Services	452,960	422,044	30,916	-
Prop & Liab Insurance Fund	1,043,340	1,046,840	(3,500)	-
Information Systems	80,944	1,911,009	-	1,830,065
Technology Replacement	-	768,607	(93,607)	675,000
Facilities & Property Management	99,245	5,607,713	(250,000)	5,258,468
	<u>\$ 4,231,396</u>	<u>\$ 14,587,064</u>	<u>\$ (762,049)</u>	<u>\$ 9,593,619</u>

COUNTY EXECUTIVE

General Fund – Department: 004
2016 BUDGET NARRATIVE

DEPARTMENT HEAD: Mark Harris
LOCATION: Winnebago County
112 Otter Avenue
Oshkosh, WI 54901

TELEPHONE: 232-3450

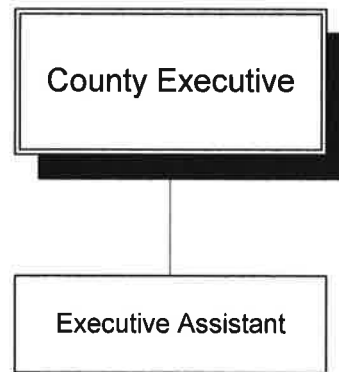
MISSION STATEMENT:

Provide leadership, supervision and direction of County departments; formulate and administer the County budget; participate in the County legislative process; represent the County in inter-governmental relations and act as spokesperson on behalf of the County.

PROGRAM DESCRIPTION:

1. Provide overall administration and management of the county on a daily basis.
2. Execute contracts/agreements/leases/internal personnel documents, etc. on behalf of the County.
3. Supervise the directors of all county departments except those elected.
4. Meet with all department heads as necessary.
5. Respond to the concerns of the general citizenry with follow-up as required.
6. Represent the county, attend meetings with other governmental entities throughout the County and the State in addition to attending County Board and related County committee meetings.
7. Develop the annual County budget proposal consistent with all applicable state limitations and budget constraints.

COUNTY EXECUTIVE



COUNTY EXECUTIVE

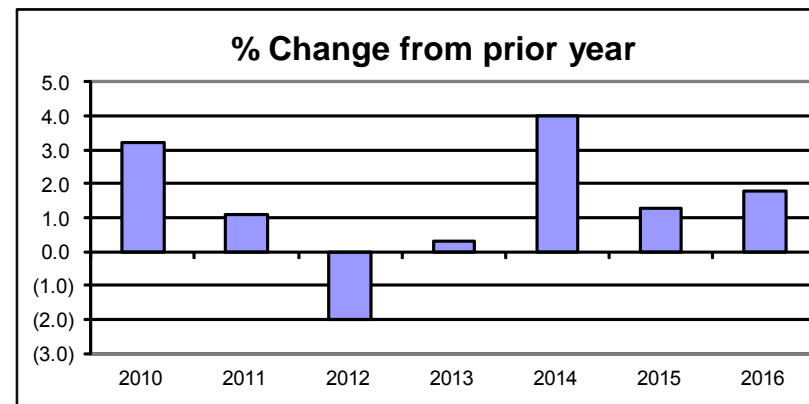
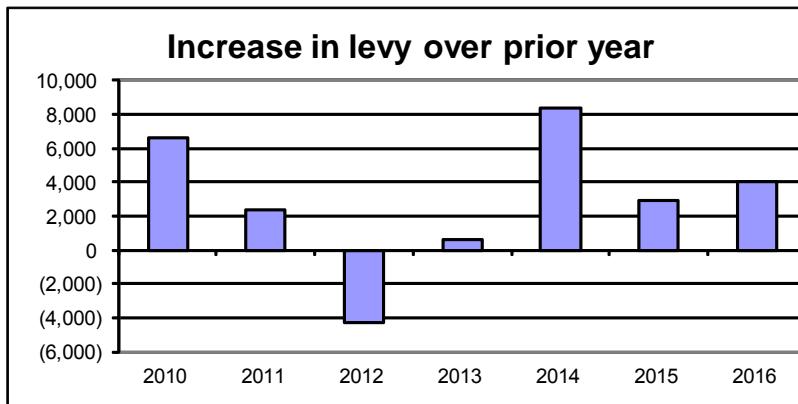
General Fund – Department: 004 2016 BUDGET NARRATIVE HIGHLIGHTS

DEPARTMENT STAFFING:

	2007	2008	2009	2010	2011	2012	2013	2014	2015	2016
Full Time	2	2	2	2	2	2	2	2	2	2
Part Time	0	0	0	0	0	0	0	0	0	0
Total	2	2	2	2	2	2	2	2	2	2

There are no changes to the department staffing for 2016.

COUNTY LEVY: The tax levy for 2016 is \$227,111, an increase of \$4,060 or 1.8% over 2015. There are no significant changes.



SIGNIFICANT CHANGES FROM 2015 ADOPTED - County Executive

Account	Amount	Description
Significant changes from 2015		
Tax Levy 2015	\$ 223,051	
Revenue Changes - impact on levy:		
None	-	
Expense Changes - impact on levy:		
None	-	
Other small changes	4,060	This is a combination of small increases and decreases to revenue and expense accounts.
Tax Levy 2016	\$ 227,111	

Financial Summary County Executive

<u>Items</u>	<u>2015 7-Month Actual</u>	<u>2015 12-Month Estimate</u>	<u>2015 Adopted Budget</u>	<u>2015 Adjusted Budget</u>	<u>2016 Adopted Budget</u>
Total Revenues	4,375	7,500	7,500	7,500	7,500
Labor	130,402	223,887	223,491	223,491	227,955
Travel	758	2,870	2,870	2,870	2,615
Capital	-	-	-	-	-
Other Expenditures	2,542	4,190	4,190	4,190	4,041
Total Expenditures	133,702	230,947	230,551	230,551	234,611
Levy			223,051		227,111

**Winnebago County
Budget Detail - 2016**

Description	Object	2012 Actual	2013 Actual	2014 Actual	2015 Adopted	2016 Request	2016 Executive	2016 Adopted	% Change From Prior Yr Adopted
Department - 004 - Executive									
Revenue									
Interfund Revenue:									
Professional Services	63002	7,270	7,500	7,500	7,500	7,500	7,500	7,500	0.00%
Interfund Revenue Subtotal:		7,270	7,500	7,500	7,500	7,500	7,500	7,500	0.00%
Total Operating Revenue:		7,270	7,500	7,500	7,500	7,500	7,500	7,500	0.00%
Revenue Total:		7,270	7,500	7,500	7,500	7,500	7,500	7,500	0.00%
Expense									
Wages:									
Regular Pay	51100	156,364	158,490	160,879	164,032	167,312	167,312	167,312	2.00%
Temporary Employees	51101	0	1,298	0	0	0	0	0	0.00%
Wages Subtotal:		156,364	159,787	160,879	164,032	167,312	167,312	167,312	2.00%
Fringes Benefits:									
FICA Medicare	51200	11,735	12,135	12,219	12,548	12,799	12,799	12,799	2.00%
Health Insurance	51201	29,183	29,322	30,403	31,837	32,294	32,294	32,294	1.44%
Dental Insurance	51202	2,022	2,043	2,135	2,174	2,174	2,174	2,174	0.00%
Workers Compensation	51203	289	453	150	141	144	144	144	2.13%
WI Retirement	51206	6,673	10,886	12,014	11,922	12,295	12,295	12,295	3.13%
Fringe Benefits Other	51207	4,957	1,377	1,466	837	937	937	937	11.95%
Fringes Benefits Subtotal:		54,859	56,217	58,388	59,459	60,643	60,643	60,643	1.99%
Total Labor:		211,222	216,004	219,267	223,491	227,955	227,955	227,955	2.00%

**Winnebago County
Budget Detail - 2016**

Description	Object	2012 Actual	2013 Actual	2014 Actual	2015 Adopted	2016 Request	2016 Executive	2016 Adopted	% Change From Prior Yr Adopted
Department - 004 - Executive									
Travel:									
Registration Tuition	52001	250	0	0	325	200	200	200	-38.46%
Automobile Allowance	52002	1,248	1,230	872	2,100	2,000	2,000	2,000	-4.76%
Meals	52005	78	0	0	120	100	100	100	-16.67%
Lodging	52006	102	278	215	275	275	275	275	0.00%
Other Travel Exp	52007	0	28	24	50	40	40	40	-20.00%
Taxable Meals	52008	13	0	0	0	0	0	0	0.00%
Travel Subtotal:		1,692	1,537	1,111	2,870	2,615	2,615	2,615	-8.89%
Total Travel:		1,692	1,537	1,111	2,870	2,615	2,615	2,615	-8.89%
Office:									
Office Supplies	53000	57	124	50	150	150	150	150	0.00%
Printing Supplies	53002	28	0	28	40	40	40	40	0.00%
Print Duplicate	53003	123	0	0	50	50	50	50	0.00%
Postage and Box Rent	53004	0	0	1	0	0	0	0	0.00%
Telephone	53008	288	275	379	310	310	360	360	16.13%
Long Distance	53011	0	0	34	50	50	0	0	-100.00%
Wireless	53012	43	12	6	0	0	0	0	0.00%
Office Subtotal:		539	410	497	600	600	600	600	0.00%
Operating:									
Subscriptions	53501	223	338	308	350	350	350	350	0.00%
Membership Dues	53502	419	412	130	420	425	425	425	1.19%
Food	53520	0	35	0	50	50	50	50	0.00%
Spec Service Awards	53566	1,232	374	644	850	900	900	900	5.88%
Print Duplicate	73003	515	441	402	500	500	500	500	0.00%
Postage and Box Rent	73004	49	63	41	70	70	70	70	0.00%
Operating Subtotal:		2,439	1,663	1,524	2,240	2,295	2,295	2,295	2.46%

**Winnebago County
Budget Detail - 2016**

Description	Object	2012 Actual	2013 Actual	2014 Actual	2015 Adopted	2016 Request	2016 Executive	2016 Adopted	% Change From Prior Yr Adopted
Department - 004 - Executive									
Repairs & Maint:									
Maintenance Equipment	54022	292	218	183	230	230	230	230	0.00%
Equipment Repairs	74029	66	66	66	70	70	70	70	0.00%
Repairs & Maint Subtotal:		358	284	249	300	300	300	300	0.00%
Contractual Services:									
Professional Service	55014	2,374	0	0	300	300	0	0	-100.00%
Contractual Services Subtotal:		2,374	0	0	300	300	0	0	-100.00%
Insurance Expenses:									
Prop Liab Insurance	76000	672	744	732	750	846	846	846	12.80%
Insurance Expenses Subtotal:		672	744	732	750	846	846	846	12.80%
Total Other Operating:		6,382	3,101	3,002	4,190	4,341	4,041	4,041	-3.56%
Expense Total:		219,296	220,642	223,380	230,551	234,911	234,611	234,611	1.76%
Executive Net/(Levy):		(212,026)	(213,142)	(215,880)	(223,051)	(227,411)	(227,111)	(227,111)	1.82%

CORPORATION COUNSEL

General Fund – Department: 010
2016 BUDGET NARRATIVE

DEPARTMENT HEAD: John A. Bodnar
LOCATION: Winnebago County
448 Algoma Boulevard
Oshkosh, WI 54901

TELEPHONE: (920) 236-4752

MISSION STATEMENT:

To provide legal counsel and representation to all Winnebago County Departments, the Winnebago County Board of Supervisors, and the Winnebago County Executive.

PROGRAM DESCRIPTION:

LEGAL COUNSEL: Serves as legal counsel to all Winnebago County employees, boards, the Winnebago County Board of Supervisors, and the Winnebago County Executive. Represents Winnebago County in civil litigation before the Courts, in state administrative hearings, and in labor matters.

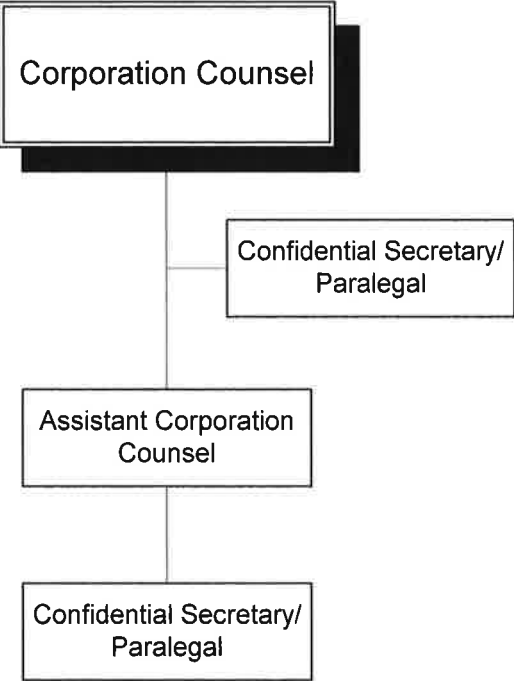
CHILDREN IN NEED OF PROTECTION OR SERVICES: Prosecutes child neglect and abuse matters under Chapter 48 (Children's Code), Wisconsin Statutes.

TERMINATION OF PARENTAL RIGHTS: Represents the Winnebago County Department of Human Services when it petitions to terminate the parental rights of unfit parents under Chapter 48 (Children's Code), Wisconsin Statutes.

GUARDIANSHIP & PROTECTIVE PLACEMENT ACTIONS: Represents Winnebago County Department of Human Services in actions brought for guardianship and protective placements of infirm individuals under Chapters 54 and 55, Wisconsin Statutes.

MENTAL HEALTH COMMITMENTS: Represents Winnebago County in all Chapter 51, Wisconsin Statutes, actions.

CORPORATION COUNSEL



CORPORATION COUNSEL

General Fund –Department: 010

2016 BUDGET NARRATIVE

DEPARTMENT HEAD: John A. Bodnar
LOCATION: Winnebago County
448 Algoma Boulevard
Oshkosh, WI 54901

TELEPHONE: (920) 236-4752

2015 ACCOMPLISHMENTS:

The continued provision of effective legal counsel and representation to all Winnebago County Departments, the Winnebago County Board, and the Winnebago County Executive

2016 GOALS & OBJECTIVES:

To continue to provide effective legal representation and counsel to Winnebago County in a cost-effective, responsible manner.

CORPORATION COUNSEL

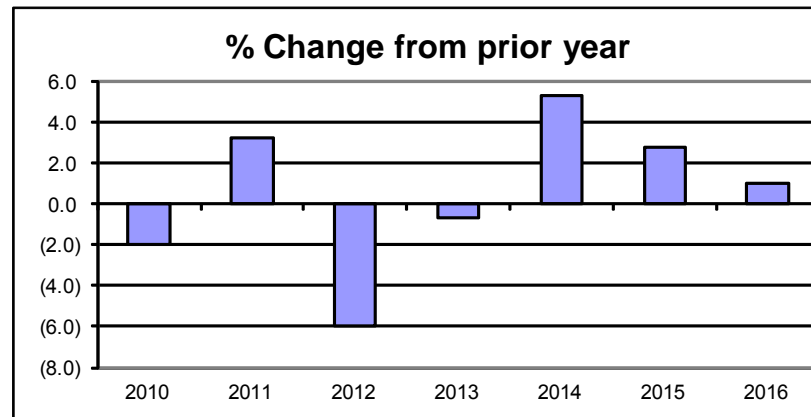
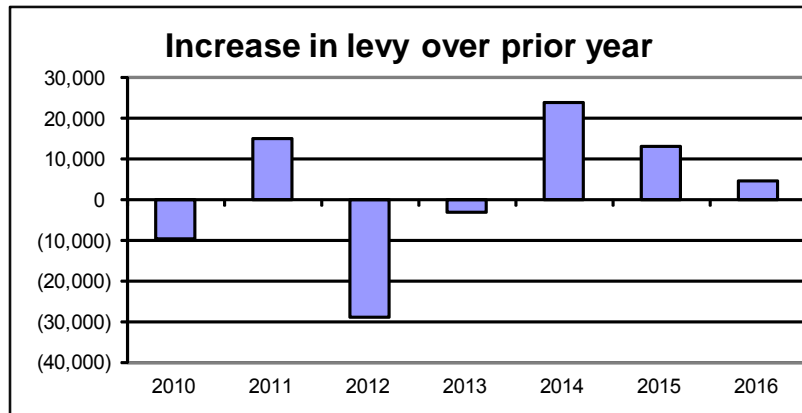
General Fund – Department: 010 2016 BUDGET NARRATIVE HIGHLIGHTS

DEPARTMENT STAFFING:

	2007	2008	2009	2010	2011	2012	2013	2014	2015	2016
Full Time	4	4	4	4	4	4	4	4	4	4
Part Time	0	0	0	0	0	0	0	0	0	0
Total	4	4	4	4	4	4	4	4	4	4

There are no changes to the department staffing for 2016.

COUNTY LEVY: The 2016 tax levy is \$491,717, an increase of \$4,709 or 1.0% over 2015.



SIGNIFICANT CHANGES FROM 2015 ADOPTED - Corporation Counsel

Account	Amount	Description
Significant changes from 2015		
Tax Levy 2015	\$ 487,008	
Revenue Changes - impact on levy:		
Other Fees	(4,500)	Increase based on current year monies received and trends for guardianship billings paid from ward's estates.
Expense Changes - impact on levy:		
Legal services	4,000	The need for outside legal services had been trending up the last few years.
Other small changes	5,209	This is a combination of small increases and decreases to revenue and expense accounts.
Tax Levy 2016	\$ 491,717	

Financial Summary Corporation Counsel

<u>Items</u>	<u>2015 7-Month Actual</u>	<u>2015 12-Month Estimate</u>	<u>2015 Adopted Budget</u>	<u>2015 Adjusted Budget</u>	<u>2016 Adopted Budget</u>
Total Revenues	20,948	29,600	22,000	22,000	26,600
Labor	228,185	394,161	388,701	388,701	395,161
Travel	94	1,845	2,045	2,045	1,845
Capital	-	-	-	-	-
Other Expenditures	66,269	128,785	118,262	118,262	121,311
Total Expenditures	294,548	524,791	509,008	509,008	518,317
Levy			487,008		491,717

**Winnebago County
Budget Detail - 2016**

Description	Object	2012 Actual	2013 Actual	2014 Actual	2015 Adopted	2016 Request	2016 Executive	2016 Adopted	% Change From Prior Yr Adopted
Department - 010 - Corporation Counsel									
Revenue									
Public Services:									
Other Fees	45002	10,344	8,159	11,978	7,500	12,000	12,000	12,000	60.00%
Client Cost Shares Fees	45035	0	0	0	200	200	200	200	0.00%
Service Fees	45074	0	79	292	300	400	400	400	33.33%
Public Services Subtotal:		10,344	8,238	12,270	8,000	12,600	12,600	12,600	57.50%
Interfund Revenue:									
Legal Services	65086	13,800	14,000	14,004	14,000	14,000	14,000	14,000	0.00%
Interfund Revenue Subtotal:		13,800	14,000	14,004	14,000	14,000	14,000	14,000	0.00%
Total Operating Revenue:		24,144	22,238	26,274	22,000	26,600	26,600	26,600	20.91%
Revenue Total:		24,144	22,238	26,274	22,000	26,600	26,600	26,600	20.91%
Expense									
Wages:									
Regular Pay	51100	272,908	276,608	281,640	285,433	290,808	290,808	290,808	1.88%
Overtime	51105	1,617	429	227	2,500	5,000	3,500	3,500	40.00%
Wages Subtotal:		274,525	277,037	281,867	287,933	295,808	294,308	294,308	2.21%
Fringes Benefits:									
FICA Medicare	51200	20,093	20,603	20,972	22,601	22,629	22,629	22,629	0.13%
Health Insurance	51201	51,009	49,451	48,303	52,707	53,212	53,212	53,212	0.96%
Dental Insurance	51202	3,359	3,393	3,545	3,610	3,610	3,610	3,610	0.00%
Workers Compensation	51203	630	849	312	295	250	250	250	-15.25%
WI Retirement	51206	16,213	18,364	19,692	20,099	19,523	19,523	19,523	-2.87%
Fringe Benefits Other	51207	1,896	2,052	2,207	1,456	1,629	1,629	1,629	11.88%
Fringes Benefits Subtotal:		93,200	94,713	95,031	100,768	100,853	100,853	100,853	0.08%
Total Labor:		367,725	371,750	376,898	388,701	396,661	395,161	395,161	1.66%

**Winnebago County
Budget Detail - 2016**

Description	Object	2012 Actual	2013 Actual	2014 Actual	2015 Adopted	2016 Request	2016 Executive	2016 Adopted	% Change From Prior Yr Adopted
Department - 010 - Corporation Counsel									
Travel:									
Registration Tuition	52001	145	220	125	400	400	400	400	0.00%
Automobile Allowance	52002	1,098	853	729	1,300	1,100	1,100	1,100	-15.38%
Meals	52005	60	26	36	50	50	50	50	0.00%
Lodging	52006	210	70	70	250	250	250	250	0.00%
Other Travel Exp	52007	5	1	0	10	10	10	10	0.00%
Taxable Meals	52008	10	34	9	35	35	35	35	0.00%
Travel Subtotal:		1,528	1,204	968	2,045	1,845	1,845	1,845	-9.78%
Total Travel:		1,528	1,204	968	2,045	1,845	1,845	1,845	-9.78%
Office:									
Office Supplies	53000	651	746	664	1,500	1,300	800	800	-46.67%
Stationery and Forms	53001	510	456	668	700	700	700	700	0.00%
Printing Supplies	53002	2,064	2,209	1,845	2,000	2,000	2,000	2,000	0.00%
Print Duplicate	53003	0	(24)	0	15	15	15	15	0.00%
Postage and Box Rent	53004	2	37	46	80	80	80	80	0.00%
Computer Supplies	53005	0	0	0	50	50	50	50	0.00%
Telephone	53008	425	385	522	825	825	825	825	0.00%
Telephone Supplies	53009	68	58	0	0	0	0	0	0.00%
Long Distance	53011	0	0	0	0	0	0	0	0.00%
Office Subtotal:		3,719	3,867	3,745	5,170	4,970	4,470	4,470	-13.54%
Operating:									
Subscriptions	53501	346	912	1,578	1,550	2,300	2,300	2,300	48.39%
Membership Dues	53502	1,233	1,179	1,135	1,200	1,200	1,200	1,200	0.00%
Publish Legal Notices	53503	36	133	0	500	300	300	300	-40.00%
Small Equipment	53522	0	330	0	1,300	400	400	400	-69.23%
Legal Fees	53530	2,345	2,451	1,812	2,500	2,500	2,500	2,500	0.00%
Witness Expense	53535	1,112	760	261	1,500	1,200	1,200	1,200	-20.00%
Operating Licenses Fees	53553	20	0	0	20	20	20	20	0.00%
Small Equipment Technology	53580	40	0	0	0	0	0	0	0.00%
Print Duplicate	73003	5,781	5,502	5,186	5,000	5,400	5,400	5,400	8.00%
Postage and Box Rent	73004	5,432	5,128	5,573	6,000	6,000	6,000	6,000	0.00%
Operating Subtotal:		16,345	16,394	15,546	19,570	19,320	19,320	19,320	-1.28%

**Winnebago County
Budget Detail - 2016**

Description	Object	2012 Actual	2013 Actual	2014 Actual	2015 Adopted	2016 Request	2016 Executive	2016 Adopted	% Change From Prior Yr Adopted
Department - 010 - Corporation Counsel									
Repairs & Maint:									
Maintenance Equipment	54022	493	383	334	400	400	400	400	0.00%
Equipment Repairs	54029	0	0	0	70	100	100	100	42.86%
Equipment Repairs	74029	198	198	198	200	100	198	198	-1.00%
Repairs & Maint Subtotal:		691	581	532	670	600	698	698	4.18%
Contractual Services:									
Legal Services	55001	79,832	84,726	91,901	90,000	94,000	94,000	94,000	4.44%
Transcription Services	55009	68	496	854	1,300	1,000	1,000	1,000	-23.08%
Contractual Services Subtotal:		79,900	85,222	92,755	91,300	95,000	95,000	95,000	4.05%
Insurance Expenses:									
Prop Liab Insurance	56000	20	0	0	20	20	20	20	0.00%
Prop Liab Insurance	76000	1,536	1,536	1,512	1,532	1,803	1,803	1,803	17.69%
Insurance Expenses Subtotal:		1,556	1,536	1,512	1,552	1,823	1,823	1,823	17.46%
Total Other Operating:		102,210	107,600	114,090	118,262	121,713	121,311	121,311	2.58%
Expense Total:		471,464	480,554	491,956	509,008	520,219	518,317	518,317	1.83%
Corporation Counsel Net/(Levy):		(447,320)	(458,317)	(465,683)	(487,008)	(493,619)	(491,717)	(491,717)	0.97%

COUNTY CLERK

General Fund – Departments: 006-008

2016 BUDGET NARRATIVE

DEPARTMENT HEAD: Sue Ertmer
LOCATION: Winnebago County
415 Jackson Street
Oshkosh, WI 54901

TELEPHONE: 236-4890

MISSION STATEMENT:

The mission of the County Clerk's office is to maintain records of the Winnebago County Board of Supervisors, elections, marriage license applications and related documents, dog licensing information, titles to all county-owned vehicles, work permit applications and other records as directed by Wisconsin statutes; to administer elections and provide other office-related services to the County Board of Supervisors, citizens and municipalities within Winnebago County.

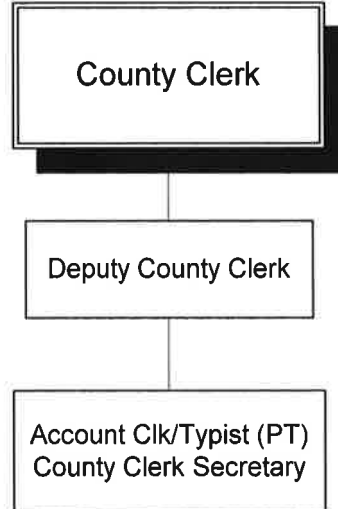
PROGRAM DESCRIPTION:

COUNTY CLERK Provides service and assistance to the public, County staff and County Board. Issues marriage licenses and maintains marriage application records; submits appropriate fees and reports to the State of Wisconsin. Stores and maintains statutorily required documents. Provides notary services, issues work permits to minors, issues county boat launch parking permits and provides a variety of other duties in keeping with the statutory duties of the office. Provides secretarial service to the County Board; distributes meeting notices and minutes for the County Board of Supervisors and County Board committees, commissions and boards, and maintains records of same.

ELECTIONS Acts as Chief Election Official for Winnebago County. Provides election information, election materials and ballots to the county's municipal clerks. Holds informational meetings on election procedures. Coordinates election programming information between municipal clerks and voting equipment vendor. Prepares and publishes all legal notices as required by statute. Records election results on election night and maintains records of same. Conducts county canvass of elections. Prepares and files appropriate election reports with the Government Accountability Board. Provides candidates and the public with election-related information. Maintains election and financial records of candidates and election committees. Provides Statewide Voter Registration System (SVRS) support to former relier county municipalities. Sets up elections in SVRS and updates, maintains and runs various SVRS reports including poll lists.

DOG LICENSE FUND Distributes dog licenses to 16 townships, 1 village and 5 cities. Maintains the records of dog licenses sold and fees collected. Submits reports and proper fees to the State. Provides license information on missing or stray dogs to local law enforcement, animal shelters and the public. Maintains records of same.

COUNTY CLERK



COUNTY CLERK

General Fund – Departments: 006-008

2016 BUDGET NARRATIVE

DEPARTMENT HEAD: Sue Ertmer
LOCATION: Winnebago County
415 Jackson Street
Oshkosh, WI 54901

TELEPHONE: 236-4890

2015 ACCOMPLISHMENTS:

1. Prepared for and conducted Spring Primary and Spring General Elections.
2. Assisted various municipalities with recount of the Spring Election results.
3. Provided Statewide Voter Registration System (SVRS) services for six county municipalities.
4. Attended various Government Accountability Board seminars and training sessions relating to elections, elections security and SVRS.
5. Began using the State of Wisconsin's new State Vital Records Information System (SVRIS) to issue marriage licenses.
6. Appointed to the Wisconsin Department of Revenue State and Local Finance Committee; attended quarterly meetings.
7. Assisted the County Board Chairman and County Board Supervisors with their county board and committee meetings, as well as conference and convention registrations
8. Arranged and hosted the 105th Annual Wisconsin County Clerks Association's Summer Symposium.

2016 GOALS & OBJECTIVES:

1. Prepare for and conduct Spring and Fall Presidential Elections.
2. Work with election vendor, the county's Information Systems Department and county municipalities to purchase new voting equipment. Coordinate delivery of equipment to the county and arrange for training of municipal clerks and election inspectors.
3. Learn the new election management system that will be installed with the purchase of the new voting equipment.
4. Provide assistance to former SVRS relier municipalities as they transition to becoming SVRS self-providers.
5. Perform the duties and services of this office in a cost-effective, efficient manner.
6. Be responsive to the needs of Winnebago County's citizens by providing them with efficient, courteous service.

COUNTY CLERK

General Fund – Departments: 006-008 2016 BUDGET NARRATIVE HIGHLIGHTS

DEPARTMENT STAFFING:

	2007	2008	2009	2010	2011	2012	2013	2014	2015	2016
Full Time	3	3	3	3	3	3	3	3	3	3
Part Time	1	1	1	1	1	1	1	1	1	1
Total	4	4	4	4	4	4	4	4	4	4

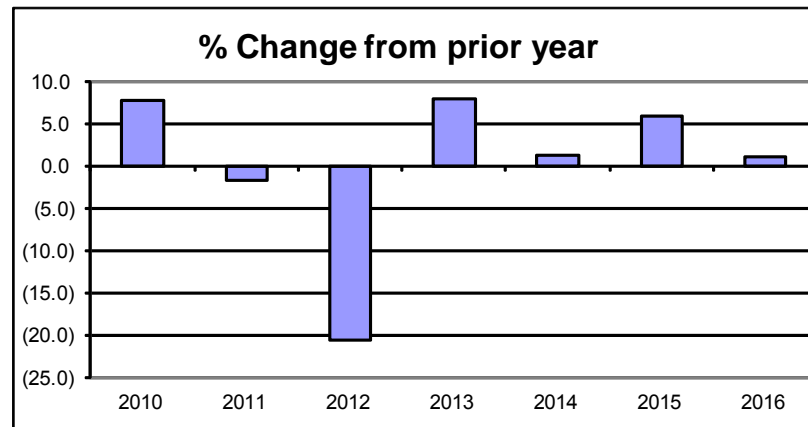
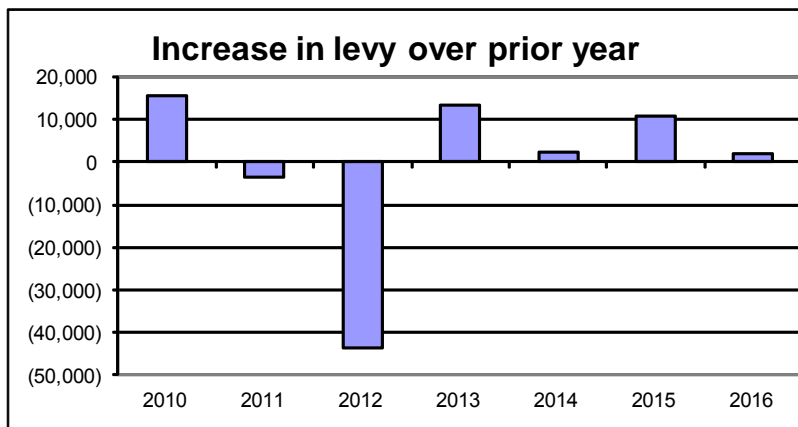
There are no changes in the department staffing for 2016.

COUNTY LEVY: County Clerk is split into two sections, one for Clerk and one for Elections. This is being done because the Elections section will go up or down depending on how many and the types of elections are handled in the year. If the two sections were combined the results for the department would be difficult to compare between years.

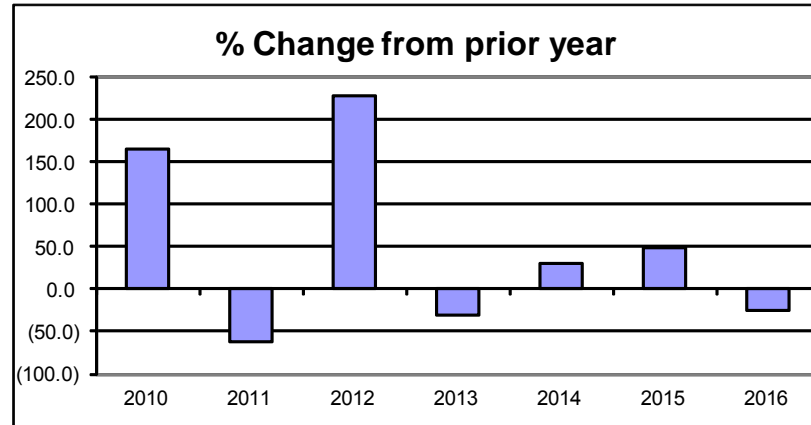
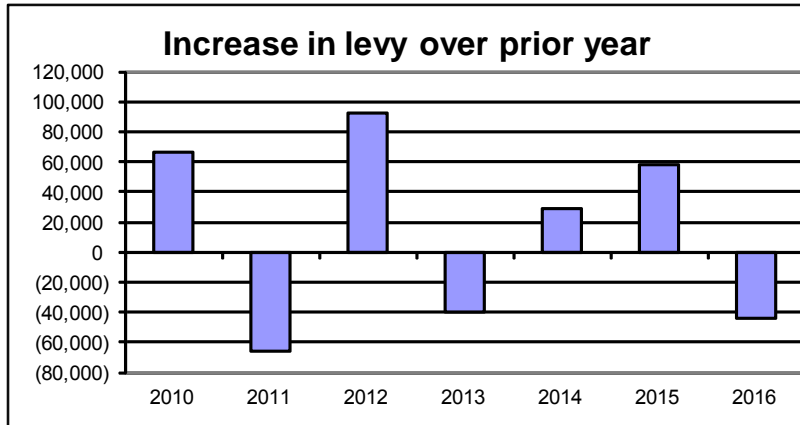
The tax levy for Clerk for 2016 is \$195,881, an increase of \$1,847 or 1.0% over 2015.

The tax levy for Elections for 2016 is \$135,434, a decrease of \$44,386 or 24.7% under 2015. This is partially because voting machines were purchased in 2015. The decrease is partially offset by the fact that there are more elections in 2016, including a presidential election.

This graph shows the County Clerk budget without the election cost center.



This chart shows the County Clerk election data:



SIGNIFICANT CHANGES FROM 2015 ADOPTED - County Clerk & Elections

Account	Amount			Description
	Clerk	Elections	Dog Licenses	
Significant changes from 2015				
Tax Levy 2015	\$ 194,034	\$ 179,820	\$ -	
Revenue Changes - impact on levy:				
Other Fees		(18,000)		Increase two more elections in 2016.
Expense Changes - impact on levy:				
Print Duplicate		58,000		More ballots must be printed because there are more elections in 2016 and it is a presidential election year.
Publish Legal Notices		8,000		More notices must be published because 2016 there are more elections in 2016.
Operating Licenses Fees		10,899		Increase based on the new voting equipment purchased in 2015 and associated fees with new equipment.
Data Processing		6,000		Increase because of more elections in 2016.
Capital - Equipment		(108,000)		Voting machines were purchased during 2015. There are no similar equipment purchases in 2016.
Other small changes	1,847	(1,285)	-	This is a combination of small increases and decreases to revenue and expense accounts.
Tax Levy 2016	\$ 195,881	\$ 135,434	\$ -	

Financial Summary County Clerk

<u>Items</u>	<u>2015 7-Month Actual</u>	<u>2015 12-Month Estimate</u>	<u>2015 Adopted Budget</u>	<u>2015 Adjusted Budget</u>	<u>2016 Adopted Budget</u>
Total Revenues	24,628	44,975	46,300	46,300	47,700
Labor	133,486	231,721	228,715	228,715	231,721
Travel	1,758	2,122	1,320	2,187	1,972
Capital	-	-	-	-	-
Other Expenditures	5,992	9,415	10,299	10,299	9,888
Total Expenditures	141,236	243,258	240,334	241,201	243,581
Levy			194,034		195,881

**Winnebago County
Budget Detail - 2016**

Description	Object	2012 Actual	2013 Actual	2014 Actual	2015 Adopted	2016 Request	2016 Executive	2016 Adopted	% Change From Prior Yr Adopted
Department - 006 - Clerk									
Revenue									
Licenses:									
Marriage Licenses	44000	38,400	41,650	44,080	40,000	42,000	42,000	42,000	5.00%
Marriage License Waiver	44001	3,075	3,375	4,225	3,500	3,750	3,750	3,750	7.14%
Work Permits	44004	730	855	940	800	950	950	950	18.75%
Domestic Partnership	44011	630	1,260	350	400	200	200	200	-50.00%
Domestic Partnership Waiver	44012	0	70	0	50	0	0	0	-100.00%
Licenses Subtotal:		42,835	47,210	49,595	44,750	46,900	46,900	46,900	4.80%
Public Services:									
Other Fees	45002	1,023	1,373	381	200	250	250	250	25.00%
Forms Copies Etc	45003	583	789	162	600	125	125	125	-79.17%
Telephone	45009	448	111	169	200	100	100	100	-50.00%
Mail Service Revenue	45015	102	33	64	50	25	25	25	-50.00%
Public Services Subtotal:		2,156	2,306	776	1,050	500	500	500	-52.38%
Total Operating Revenue:		44,991	49,516	50,371	45,800	47,400	47,400	47,400	3.49%
Misc Revenues:									
Material Sales	48105	665	377	291	500	300	300	300	-40.00%
Other Miscellaneous Revenues	48109	10	0	0	0	0	0	0	0.00%
Misc Revenues Subtotal:		675	377	291	500	300	300	300	-40.00%
Total Non-Operating Revenue:		675	377	291	500	300	300	300	-40.00%
Revenue Total:		45,667	49,894	50,662	46,300	47,700	47,700	47,700	3.02%

Winnebago County Budget Detail - 2016

Expense									
Wages:									
Regular Pay	51100	155,583	157,664	159,412	161,275	164,486	164,486	164,486	1.99%
Temporary Employees	51101	0	0	6,152	0	0	0	0	0.00%
Overtime	51105	1,011	241	142	500	0	0	0	-100.00%
Comp Time	51108	856	374	692	600	0	0	0	-100.00%
Wages Subtotal:		157,449	158,280	166,398	162,375	164,486	164,486	164,486	1.30%
Fringes Benefits:									
FICA Medicare	51200	11,356	11,854	11,961	12,422	12,583	12,583	12,583	1.30%
Health Insurance	51201	29,012	26,697	35,182	38,858	39,340	39,340	39,340	1.24%
Dental Insurance	51202	1,662	1,678	2,566	2,522	2,522	2,522	2,522	0.00%
Workers Compensation	51203	428	510	189	139	141	141	141	1.44%
WI Retirement	51206	7,448	10,724	11,396	11,576	11,728	11,728	11,728	1.31%
Fringe Benefits Other	51207	3,520	1,101	1,220	823	921	921	921	11.91%
Fringes Benefits Subtotal:		53,426	52,563	62,515	66,340	67,235	67,235	67,235	1.35%
Total Labor:		210,876	210,843	228,913	228,715	231,721	231,721	231,721	1.31%
Travel:									
Registration Tuition	52001	224	345	290	250	290	290	290	16.00%
Automobile Allowance	52002	928	515	543	500	688	688	688	37.60%
Meals	52005	114	145	89	45	110	110	110	144.44%
Lodging	52006	736	871	520	525	845	845	845	60.95%
Other Travel Exp	52007	0	15	21	0	0	0	0	0.00%
Taxable Meals	52008	0	21	0	0	39	39	39	100.00%
Travel Subtotal:		2,002	1,912	1,463	1,320	1,972	1,972	1,972	49.39%
Total Travel:		2,002	1,912	1,463	1,320	1,972	1,972	1,972	49.39%

Winnebago County Budget Detail - 2016

Office:										
Office Supplies	53000	1,100	1,278	1,081	1,100	700	700	700	700	-36.36%
Stationery and Forms	53001	272	430	0	450	300	300	300	300	-33.33%
Printing Supplies	53002	371	394	272	400	300	300	300	300	-25.00%
Postage and Box Rent	53004	267	17	0	0	0	0	0	0	0.00%
Telephone	53008	485	459	842	500	1,700	1,700	1,700	1,700	240.00%
Long Distance	53011	0	0	0	0	0	0	0	0	0.00%
Wireless	53012	403	277	0	0	0	0	0	0	0.00%
Voice and Data Cabling	53014	0	251	0	0	0	0	0	0	0.00%
Office Subtotal:		2,898	3,105	2,196	2,450	3,000	3,000	3,000	3,000	22.45%
Operating:										
Membership Dues	53502	150	50	100	100	125	125	125	125	25.00%
Registration Tuition Other	53509	0	100	0	0	0	0	0	0	0.00%
Food	53520	(14)	35	239	0	0	0	0	0	0.00%
Small Equipment	53522	911	0	0	0	0	0	0	0	0.00%
Other Operating Supplies	53533	54	210	105	200	200	200	200	200	0.00%
Operating Licenses Fees	53553	40	20	(498)	40	50	50	50	50	25.00%
Other Miscellaneous	53568	0	0	0	500	200	200	200	200	-60.00%
Print Duplicate	73003	3,888	3,170	2,797	2,500	2,500	2,500	2,500	2,500	0.00%
Postage and Box Rent	73004	2,677	2,866	3,047	2,500	2,200	2,200	2,200	2,200	-12.00%
Operating Subtotal:		7,706	6,451	5,790	5,840	5,275	5,275	5,275	5,275	-9.67%
Repairs & Maint:										
Maintenance Equipment	54022	557	460	438	400	0	0	0	0	-100.00%
Equipment Repairs	54029	0	0	557	39	43	43	43	43	10.26%
Equipment Repairs	74029	264	297	330	330	330	330	330	330	0.00%
Repairs & Maint Subtotal:		821	757	1,325	769	373	373	373	373	-51.50%
Insurance Expenses:										
Prop Liab Insurance	56000	40	20	20	40	40	40	40	40	0.00%
Prop Liab Insurance	76000	1,392	1,392	1,572	1,200	1,200	1,200	1,200	1,200	0.00%
Insurance Expenses Subtotal:		1,432	1,412	1,592	1,240	1,240	1,240	1,240	1,240	0.00%
Total Other Operating:		12,858	11,725	10,903	10,299	9,888	9,888	9,888	9,888	-3.99%
Expense Total:		225,735	224,479	241,279	240,334	243,581	243,581	243,581	243,581	1.35%
Clerk Net/(Levy):		(180,069)	(174,586)	(190,618)	(194,034)	(195,881)	(195,881)	(195,881)	(195,881)	0.95%

Financial Summary Elections

<u>Items</u>	<u>2015 7-Month Actual</u>	<u>2015 12-Month Estimate</u>	<u>2015 Adopted Budget</u>	<u>2015 Adjusted Budget</u>	<u>2016 Adopted Budget</u>
Total Revenues	33,371	33,370	30,900	30,900	48,000
Labor	200	200	1,000	1,000	1,000
Travel	44	44	100	100	100
Capital	-	-	108,000	108,000	-
Other Expenditures	55,382	59,758	101,620	100,753	182,334
Total Expenditures	55,626	60,002	210,720	209,853	183,434
Levy			179,820		135,434

**Winnebago County
Budget Detail - 2016**

Description	Object	2012 Actual	2013 Actual	2014 Actual	2015 Adopted	2016 Request	2016 Executive	2016 Adopted	% Change From Prior Yr Adopted
Department - 007 - Elections									
Revenue									
Intergov Services:									
Other Fees	43001	46,471	46,071	30,239	30,000	48,000	48,000	48,000	60.00%
Cost Share Municipalities	43016	300	1,075	0	900	0	0	0	-100.00%
Intergov Services Subtotal:		46,771	47,146	30,239	30,900	48,000	48,000	48,000	55.34%
Total Operating Revenue:		46,771	47,146	30,239	30,900	48,000	48,000	48,000	55.34%
Revenue Total:		46,771	47,146	30,239	30,900	48,000	48,000	48,000	55.34%
Expense									
Wages:									
Other Per Diem	51107	6,789	640	1,030	1,000	1,000	1,000	1,000	0.00%
Wages Subtotal:		6,789	640	1,030	1,000	1,000	1,000	1,000	0.00%
Total Labor:		6,789	640	1,030	1,000	1,000	1,000	1,000	0.00%
Travel:									
Automobile Allowance	52002	402	74	137	50	100	100	100	100.00%
Meals	52005	495	0	0	50	0	0	0	-100.00%
Travel Subtotal:		898	74	137	100	100	100	100	0.00%
Total Travel:		898	74	137	100	100	100	100	0.00%
Capital Outlay:									
Equipment	58004	0	0	0	108,000	0	0	0	-100.00%
Capital Outlay Subtotal:		0	0	0	108,000	0	0	0	-100.00%
Total Capital:		0	0	0	108,000	0	0	0	-100.00%

**Winnebago County
Budget Detail - 2016**

Description	Object	2012 Actual	2013 Actual	2014 Actual	2015 Adopted	2016 Request	2016 Executive	2016 Adopted	% Change From Prior Yr Adopted
Department - 007 - Elections									
Office:									
Office Supplies	53000	5,982	3,979	415	500	200	200	200	-60.00%
Stationery and Forms	53001	3,737	797	3,363	1,800	3,000	3,000	3,000	66.67%
Print Duplicate	53003	109,050	49,518	89,322	60,000	118,000	118,000	118,000	96.67%
Office Subtotal:		118,768	54,294	93,100	62,300	121,200	121,200	121,200	94.54%
Operating:									
Publish Legal Notices	53503	78,918	13,018	20,218	15,000	23,000	23,000	23,000	53.33%
Food	53520	21	56	135	0	0	0	0	0.00%
Small Equipment	53522	0	0	0	1,000	0	0	0	-100.00%
Other Operating Supplies	53533	4,015	1,097	624	1,500	0	0	0	-100.00%
Operating Licenses Fees	53553	2,299	2,078	2,931	3,000	13,899	13,899	13,899	363.30%
Small Equipment Technology	53580	151	0	0	0	0	0	0	0.00%
Print Duplicate	73003	300	37	459	150	0	0	0	-100.00%
Operating Subtotal:		85,703	16,286	24,367	20,650	36,899	36,899	36,899	78.69%
Repairs & Maint:									
Repair Maintenance Supplies	54024	0	161	0	170	0	0	0	-100.00%
Equipment Repairs	54029	493	0	0	500	235	235	235	-53.00%
Repairs & Maint Subtotal:		493	161	0	670	235	235	235	-64.93%
Contractual Services:									
Data Processing	55013	18,531	17,937	19,217	18,000	24,000	24,000	24,000	33.33%
Contractual Services Subtotal:		18,531	17,937	19,217	18,000	24,000	24,000	24,000	33.33%
Total Other Operating:		223,496	88,677	136,684	101,620	182,334	182,334	182,334	79.43%
Expense Total:		231,183	89,391	137,852	210,720	183,434	183,434	183,434	-12.95%
Elections Net/(Levy):		(184,413)	(42,245)	(107,613)	(179,820)	(135,434)	(135,434)	(135,434)	-24.68%

Financial Summary Dog License Fund

<u>Items</u>	<u>2015 7-Month Actual</u>	<u>2015 12-Month Estimate</u>	<u>2015 Adopted Budget</u>	<u>2015 Adjusted Budget</u>	<u>2016 Adopted Budget</u>
Total Revenues	-	4,700	4,700	4,700	2,600
Labor	-	-	-	-	-
Travel	-	-	-	-	-
Capital	-	-	-	-	-
Other Expenditures	1,161	47,000	4,700	4,700	2,600
Total Expenditures	1,161	47,000	4,700	4,700	2,600
Levy			-		-

**Winnebago County
Budget Detail - 2016**

Description	Object	2012 Actual	2013 Actual	2014 Actual	2015 Adopted	2016 Request	2016 Executive	2016 Adopted	% Change From Prior Yr Adopted
Department - 008 - Dog licenses									
Revenue									
Licenses:									
Dog License	44002	4,571	1,565	1,951	4,700	2,600	2,600	2,600	-44.68%
Licenses Subtotal:		4,571	1,565	1,951	4,700	2,600	2,600	2,600	-44.68%
Total Operating Revenue:		4,571	1,565	1,951	4,700	2,600	2,600	2,600	-44.68%
Revenue Total:		4,571	1,565	1,951	4,700	2,600	2,600	2,600	-44.68%
Expense									
Office:									
Office Supplies	53000	645	0	737	500	1,000	1,000	1,000	100.00%
Office Subtotal:		645	0	737	500	1,000	1,000	1,000	100.00%
Operating:									
Publish Legal Notices	53503	976	317	989	1,200	1,000	1,000	1,000	-16.67%
Other Operating Supplies	53533	0	663	0	0	0	0	0	0.00%
Operating Subtotal:		976	979	989	1,200	1,000	1,000	1,000	-16.67%
Contractual Services:									
Other Contract Serv	55030	2,951	585	224	3,000	600	600	600	-80.00%
Contractual Services Subtotal:		2,951	585	224	3,000	600	600	600	-80.00%
Total Other Operating:		4,571	1,565	1,951	4,700	2,600	2,600	2,600	-44.68%
Expense Total:		4,571	1,565	1,951	4,700	2,600	2,600	2,600	-44.68%
Dog licenses Net/(Levy):		0	0	0	0	0	0	0	0.00%

**COUNTY CLERK
PROGRAM BUDGETS**

NAME	NUMBER	LABOR	TRAVEL & MEETINGS	CAPITAL	OTHER EXPENSES	TOTAL EXPENSES	REVENUES	TOTALS BY YEAR			ANNUAL PERCENT INCREASES	
								2016 ADOPTED	2015 ADOPTED	2014 ADOPTED	2016 OVER 2015	2015 OVER 2014
County Clerk	1006	231,721	1,972	-	9,888	243,581		243,581	240,334	229,275	1.4	4.8
Revenues	1006						47,700	(47,700)	(46,300)	(45,875)	3.0	0.9
Elections	1007	1,000	100	-	182,334	183,434		183,434	210,720	172,570	(12.9)	22.1
Revenues	1007						48,000	(48,000)	(30,900)	(51,200)	55.3	(39.6)
Dog License Fund	1008	-	-	-	2,600	2,600		2,600	4,700	4,500	(44.7)	4.4
Revenues	1008						2,600	(2,600)	(4,700)	(4,500)	(44.7)	4.4
Grand Totals		<u>232,721</u>	<u>2,072</u>	<u>-</u>	<u>194,822</u>	<u>429,615</u>	<u>98,300</u>	<u>331,315</u>	<u>373,854</u>	<u>304,770</u>	(11.4)	22.7

TREASURER

General Fund – Department: 009
2016 BUDGET NARRATIVE

DEPARTMENT HEAD: Mary Krueger
LOCATION: Winnebago County
415 Jackson Street
Oshkosh, WI 54901

TELEPHONE: 236-4777

MISSION STATEMENT:

To receive and disburse all County funds, settle with the taxing jurisdictions and the state for all tax collections, collect postponed and delinquent taxes, and foreclose and sell properties when delinquent taxes are not paid.

PROGRAM DESCRIPTION:

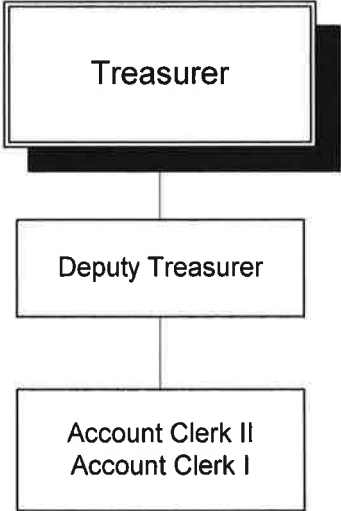
RECEIPTS AND DISBURSEMENTS Receive all funds due the county and disburse all payments made by the county.

TAX SETTLEMENTS Reconcile the tax rolls and tax collections, and settle with the taxing jurisdictions and the state for all tax collections.

TAX COLLECTIONS Collect all postponed and delinquent taxes returned to the county.

FORECLOSE TAX DELINQUENT PROPERTY Foreclose on properties for non-payment of taxes and sell the foreclosed properties to recover the unpaid taxes.

TREASURER



TREASURER

General Fund – Department: 009
2016 BUDGET NARRATIVE

DEPARTMENT HEAD: Mary E. Krueger
LOCATION: Winnebago County
415 Jackson Street
Oshkosh, WI 54901

TELEPHONE: 236-4777

2015 ACCOMPLISHMENTS:

1. Worked with other county departments on the use of MUNIS for receipting and streamlining processes.
2. Coordinated with Finance procedures to assist them in the monthly reconciliation process of our banking accounts.
3. Serves as the 2nd Vice President of WCCO (Wisconsin County Constitutional Officers).
4. Attended the WCA Conference as a representative of WCTA (Wisconsin County Treasurers' Association).
5. Completed audit of cash handling procedures and implemented suggestions made.
6. Transitioned to storing tax rolls in digital format.
7. Attended seminars and continuing education classes. Speakers include the Department of Revenue, Department of Natural Resources, Financial Advisors, Attorneys, and others that are essential to the duties of the Treasurers Office functions.

2016 GOALS & OBJECTIVES:

1. Encourage local municipalities to use online receipting for property tax payments. Thus eliminating the need to transfer data files and provide a more accurate and up to date website.
2. RFP for banking services.
3. RFP for armored carrier service for daily deposits.
4. Continue to discover more efficiencies within Transcendent Technologies (tax system) and MUNIS (financial system).
5. Continue attending continuing education classes and seminars.
6. Continue to look for ways to streamline and automate office functions
7. Be responsive to the needs of the citizens of Winnebago County and provide efficient and courteous service.

TREASURER

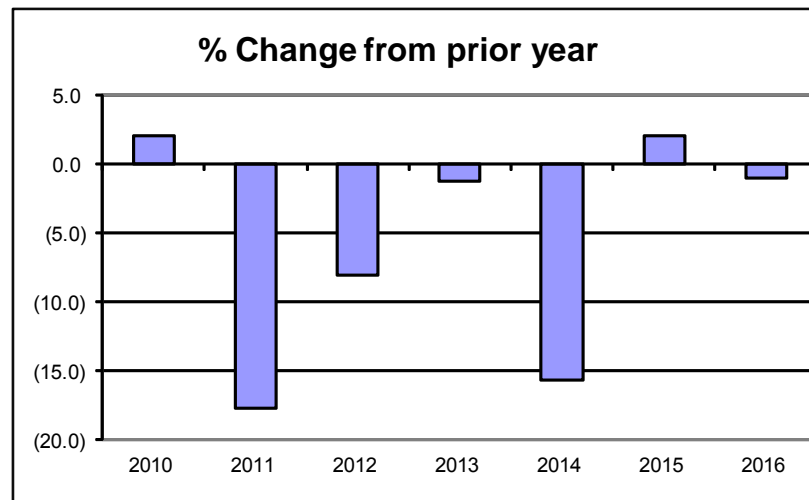
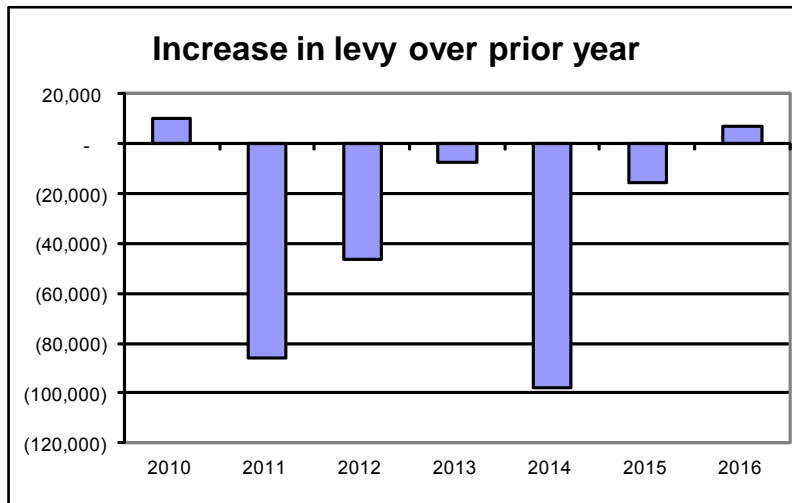
General Fund – Department: 009 2016 BUDGET NARRATIVE HIGHLIGHTS

DEPARTMENT STAFFING:

	2007	2008	2009	2010	2011	2012	2013	2014	2015	2016
Full Time	4	4	4	4	4	4	4	4	4	4
Part Time	1	1	1	1	0	0	0	0	0	0
Total	5	5	5	5	4	4	4	4	4	4

There is no change to the department staffing table for 2016.

COUNTY LEVY: The Treasurers office has more revenues than expenditures. As such, there is no tax levy for this operation. The excess of revenues over expenditures for 2016 is projected to be \$729,704, a decrease of \$7,217 or 1.0% under 2015. This surplus is used to reduce the overall tax levy for the County.



SIGNIFICANT CHANGES FROM 2015 ADOPTED - County Treasurer

Account	Amount	Description
Significant changes from 2015		
Tax Levy 2015	\$ (736,921)	
Revenue Changes - impact on levy:		
Other Fees	(7,000)	Increase due to more lands being converted from agricultural to residential/commercial/other class.
Search Notice Fees	3,000	Decrease due to less parcels being foreclosed on for non-payment of taxes.
Sale of Tax Deeds Gain Loss	(30,000)	Increase because foreclosed properties have had more value then those in prior years. They brought in more revenue upon sale.
Expense Changes - impact on levy:		
Health Insurance	5,055	Employee changed from employee + 1 coverage to family coverage.
Publish Legal Notices	(3,000)	Decrease because no publications will be needed for unclaimed funds (we publish in odd years).
Tax Deed Expense	5,000	We have acquired some properties the past few years that we needed to clean out (trash, furniture, etc) and the cost of utilities, grass cutting, snow removal, etc.
Accounting Auditing	(8,000)	Decrease based on a reduction in banking fees (more automated banking services being utilized).
Data Processing	(5,000)	Decrease based on no longer using additional reports/features for LRS, which was previously budgeted in this account.
Abstractor Services	(5,000)	The number of parcels in foreclosure is decreasing.
Other small changes	52,162	This is a combination of small increases and decreases to revenue and expense accounts.
Tax Levy 2016	\$ (729,704)	

Financial Summary County Treasurer

<u>Items</u>	<u>2015 7-Month Actual</u>	<u>2015 12-Month Estimate</u>	<u>2015 Adopted Budget</u>	<u>2015 Adjusted Budget</u>	<u>2016 Adopted Budget</u>
Total Revenues	654,077	1,476,800	1,147,600	1,147,600	1,131,800
Labor	152,919	261,897	261,813	261,813	271,131
Travel	961	1,367	1,356	1,356	1,415
Capital	-	-	-	-	-
Other Expenditures	77,952	137,088	147,510	148,610	129,550
Total Expenditures	231,832	400,352	410,679	411,779	402,096
Levy			(736,921)		(729,704)

**Winnebago County
Budget Detail - 2016**

Description	Object	2012 Actual	2013 Actual	2014 Actual	2015 Adopted	2016 Request	2016 Executive	2016 Adopted	% Change From Prior Yr Adopted
Department - 009 - Treasurer									
Revenue									
Taxes:									
Interest on Taxes	41002	1,434,203	1,468,600	1,151,499	1,100,000	1,050,000	1,050,000	1,050,000	-4.55%
Taxes Subtotal:		1,434,203	1,468,600	1,151,499	1,100,000	1,050,000	1,050,000	1,050,000	-4.55%
Public Services:									
Other Fees	45002	5,367	5,225	10,834	3,000	10,000	10,000	10,000	233.33%
Forms Copies Etc	45003	447	282	599	300	500	500	500	66.67%
Search Notice Fees	45008	16,400	9,200	34,600	28,000	25,000	25,000	25,000	-10.71%
Public Services Subtotal:		22,213	14,707	46,033	31,300	35,500	35,500	35,500	13.42%
Interfund Revenue:									
Professional Services	63002	6,000	7,000	9,000	8,300	8,300	8,300	8,300	0.00%
Interfund Revenue Subtotal:		6,000	7,000	9,000	8,300	8,300	8,300	8,300	0.00%
Total Operating Revenue:		1,462,417	1,490,307	1,206,532	1,139,600	1,093,800	1,093,800	1,093,800	-4.02%
Misc Revenues:									
Sale Of Tax Deeds Gain Loss	48103	22,941	31,263	53,672	5,000	35,000	35,000	35,000	600.00%
Other Miscellaneous Revenues	48109	6,681	6,352	4,160	3,000	3,000	3,000	3,000	0.00%
Misc Revenues Subtotal:		29,622	37,615	57,832	8,000	38,000	38,000	38,000	375.00%
Total Non-Operating Revenue:		29,622	37,615	57,832	8,000	38,000	38,000	38,000	375.00%
Revenue Total:		1,492,039	1,527,922	1,264,364	1,147,600	1,131,800	1,131,800	1,131,800	-1.38%

**Winnebago County
Budget Detail - 2016**

Description	Object	2012 Actual	2013 Actual	2014 Actual	2015 Adopted	2016 Request	2016 Executive	2016 Adopted	% Change From Prior Yr Adopted
Department - 009 - Treasurer									
Expense									
Wages:									
Regular Pay	51100	178,750	183,561	172,590	178,372	181,966	181,966	181,966	2.01%
Overtime	51105	14	0	0	0	0	0	0	0.00%
Other Per Diem	51107	98	273	214	100	150	150	150	50.00%
Comp Time	51108	393	500	126	0	0	0	0	0.00%
Wages Subtotal:		179,254	184,333	172,930	178,472	182,116	182,116	182,116	2.04%
Fringes Benefits:									
FICA Medicare	51200	12,911	13,485	12,655	13,645	13,928	13,928	13,928	2.07%
Health Insurance	51201	62,535	52,565	47,719	52,707	57,762	57,762	57,762	9.59%
Dental Insurance	51202	2,022	2,043	2,937	3,262	3,262	3,262	3,262	0.00%
Workers Compensation	51203	501	604	176	153	156	156	156	1.96%
WI Retirement	51206	8,719	12,412	12,608	12,664	12,888	12,888	12,888	1.77%
Fringe Benefits Other	51207	3,548	1,038	1,042	910	1,019	1,019	1,019	11.98%
Fringes Benefits Subtotal:		90,236	82,147	77,136	83,341	89,015	89,015	89,015	6.81%
Total Labor:		269,491	266,479	250,066	261,813	271,131	271,131	271,131	3.56%
Travel:									
Registration Tuition	52001	325	310	300	325	325	325	325	0.00%
Automobile Allowance	52002	396	436	278	401	420	420	420	4.74%
Lodging	52006	630	658	350	630	670	670	670	6.35%
Travel Subtotal:		1,351	1,404	928	1,356	1,415	1,415	1,415	4.35%
Total Travel:		1,351	1,404	928	1,356	1,415	1,415	1,415	4.35%

**Winnebago County
Budget Detail - 2016**

Description	Object	2012 Actual	2013 Actual	2014 Actual	2015 Adopted	2016 Request	2016 Executive	2016 Adopted	% Change From Prior Yr Adopted
Department - 009 - Treasurer									
Office:									
Office Supplies	53000	344	694	604	600	500	500	500	-16.67%
Stationery and Forms	53001	1,041	2,938	2,290	2,500	2,000	2,000	2,000	-20.00%
Printing Supplies	53002	1,410	827	988	1,000	1,000	1,000	1,000	0.00%
Postage and Box Rent	53004	0	1,301	4,218	4,500	4,500	4,500	4,500	0.00%
Computer Software	53006	35,000	2,300	1,800	0	0	0	0	0.00%
Telephone	53008	303	275	373	300	600	600	600	100.00%
Long Distance	53011	0	0	0	0	0	0	0	0.00%
Office Subtotal:		38,098	8,335	10,274	8,900	8,600	8,600	8,600	-3.37%
Operating:									
Membership Dues	53502	100	100	100	100	100	100	100	0.00%
Publish Legal Notices	53503	476	14,861	21,219	23,000	20,000	20,000	20,000	-13.04%
Small Equipment	53522	1,490	68	0	720	0	0	0	-100.00%
Legal Fees	53530	0	105	323	250	250	250	250	0.00%
Tax Deed Expense	53531	13,714	18,093	18,707	15,000	20,000	20,000	20,000	33.33%
Other Operating Supplies	53533	0	0	3	0	0	0	0	0.00%
Operating Licenses Fees	53553	40	0	20	0	40	40	40	100.00%
Other Miscellaneous	53568	30	0	(0)	0	0	0	0	0.00%
Print Duplicate	73003	3,470	4,136	2,497	3,000	5,000	5,000	5,000	66.67%
Postage and Box Rent	73004	15,106	16,823	12,901	14,000	12,000	12,000	12,000	-14.29%
Operating Subtotal:		34,426	54,186	55,770	56,070	57,390	57,390	57,390	2.35%
Repairs & Maint:									
Maintenance Equipment	54022	324	218	183	250	0	0	0	-100.00%
Equipment Repairs	74029	462	429	429	429	429	429	429	0.00%
Repairs & Maint Subtotal:		786	647	612	679	429	429	429	-36.82%

**Winnebago County
Budget Detail - 2016**

Description	Object	2012 Actual	2013 Actual	2014 Actual	2015 Adopted	2016 Request	2016 Executive	2016 Adopted	% Change From Prior Yr Adopted
Department - 009 - Treasurer									
Contractual Services:									
Accounting Auditing	55012	48,640	43,832	37,806	46,000	38,000	38,000	38,000	-17.39%
Data Processing	55013	15,315	0	0	5,000	0	0	0	-100.00%
Professional Service	55014	1,313	1,833	2,361	3,000	2,000	2,000	2,000	-33.33%
Abstractor Services	55018	10,860	0	13,260	13,000	8,000	8,000	8,000	-38.46%
Security Service	55028	9,563	11,229	11,671	12,000	12,000	12,000	12,000	0.00%
Other Contract Services	75030	90	120	60	60	60	60	60	0.00%
Contractual Services Subtotal:		85,781	57,014	65,159	79,060	60,060	60,060	60,060	-24.03%
Insurance Expenses:									
Prop Liab Insurance	56000	40	0	20	0	40	40	40	100.00%
Prop Liab Insurance	76000	2,856	3,024	2,988	2,801	3,031	3,031	3,031	8.21%
Insurance Expenses Subtotal:		2,896	3,024	3,008	2,801	3,071	3,071	3,071	9.64%
Total Other Operating:		161,987	123,207	134,822	147,510	129,550	129,550	129,550	-12.18%
Expense Total:		432,829	391,091	385,815	410,679	402,096	402,096	402,096	-2.09%
Treasurer Net/(Levy):		1,059,209	1,136,831	878,549	736,921	729,704	729,704	729,704	-0.98%

HUMAN RESOURCES & PAYROLL

General Fund – Division: 012
2016 BUDGET NARRATIVE

DEPARTMENT HEAD: Michael Collard
LOCATION: Winnebago County
112 Otter Avenue
Oshkosh, WI 54901

TELEPHONE: 232-3460

MISSION STATEMENT:

The Winnebago County Human Resources Department strives to provide effective and responsible human resources and labor relations services to other County departments through a comprehensive human resource program.

PROGRAM DESCRIPTION:

RECRUITMENT Coordinates position refill requests, recruits and advertises for open positions, collects and screens job applications, interviews and tests candidates for positions, assists department managers in hiring decisions, and issues offer letters.

COMPENSATION ADMINISTRATION Designs and administers compensation plans for represented and non-represented employees in all County departments.

BUDGETS Prepares labor cost estimates for the annual budget, updates tables of organization for County departments, reviews new position requests, and projects costs for health and dental coverage.

LABOR RELATIONS Negotiates, interprets, and administers collective bargaining agreements in accordance with collective bargaining laws; processes grievances and work rule reviews.

ORGANIZATIONAL STUDIES Performs organizational studies for departments as needed to determine if changes can be made to gain operating efficiencies.

BENEFITS ADMINISTRATION Administers group health plans, retirement program, social security, disability, deferred compensation, flexible benefits, retirement system contributions, life insurance, and employee wellness programs.

TRAINING Performs orientation sessions for new employees, coordinates the County's safety training program, collaborates on management training and ongoing group training programs on various topics.

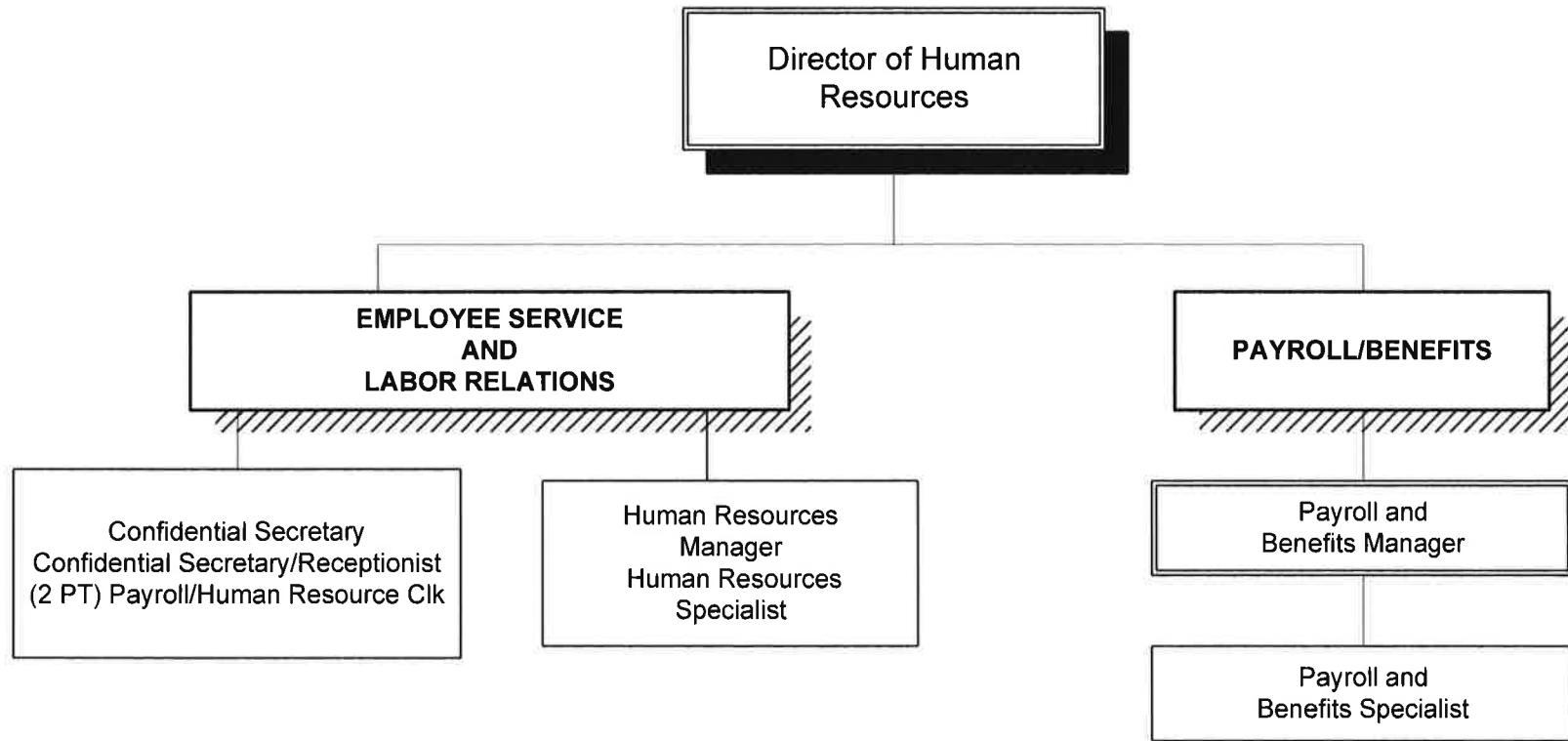
PAYROLL PROCESSING Prepares payrolls, generates checks and maintain payroll records in accordance with State, Federal, and Internal Revenue Service requirements.

PAYROLL REPORTING Prepares labor distribution reports and Federal and State Payroll Tax reports.

WORKERS COMPENSATION Manages self-funded program including budgeting, claims processing and payment approval, case management and litigation management through third-party partner.

SAFETY Oversees administration of county-wide safety and safety training programs.

HUMAN RESOURCES



HUMAN RESOURCES & PAYROLL

General Fund – Division: 012
2016 BUDGET NARRATIVE

DEPARTMENT HEAD: Michael Collard
LOCATION: Winnebago County
112 Otter Avenue
Oshkosh, WI 54901

TELEPHONE: 232-3466

2015 ACCOMPLISHMENTS:

1. Developed five-stage overall plan for review and upgrade of compensation programs.
2. Working with a team of department heads and managers, developed a new performance evaluation system and a proposed merit pay plan, which was adopted by the County Board and will be implemented for raises beginning on January 1, 2016.
3. Established a new employee health and wellness clinic together with the Oshkosh Area School District and City of Oshkosh.
4. Engaging in a systematic review of pay rules with the intent of making pay rules more consistent among employee groups.
5. Issued Request for Proposals for a compensation consultant to assist with a pay study and some other aspects of our compensation program.
6. Provided improved training opportunities for managers in supervisory skills and related areas.
7. Opened negotiations for a successor collective bargaining agreement with the Winnebago County Deputies' Association.
8. Developed new system for analyzing FLSA exemption issues.
9. Assisted many departments with temporary help requests, new position descriptions, and proposed changes in tables of organization.
10. During the first five months of 2015 alone, recruited and brought on board a total of 80 new employees in all categories and processed 60 employee terminations.

2016 GOALS & OBJECTIVES:

1. Complete negotiations of a successor collective bargaining agreement with the Winnebago County Deputies' Association which will serve the County's best interests.
2. Implement new performance evaluation system and merit pay plan.

- 3. Complete review of pay rules and propose a more consistent set of pay rules governing all employee groups.**
- 4. Working with a consultant, complete pay study of non-represented positions.**
- 5. Improve online job applicant management system.**
- 6. Continue to improve training opportunities for managers and supervisors.**
- 7. Analyze employee retirement trends and improve succession planning in departments.**

HUMAN RESOURCES & PAYROLL

General Fund – Division: 012 2016 BUDGET NARRATIVE HIGHLIGHTS

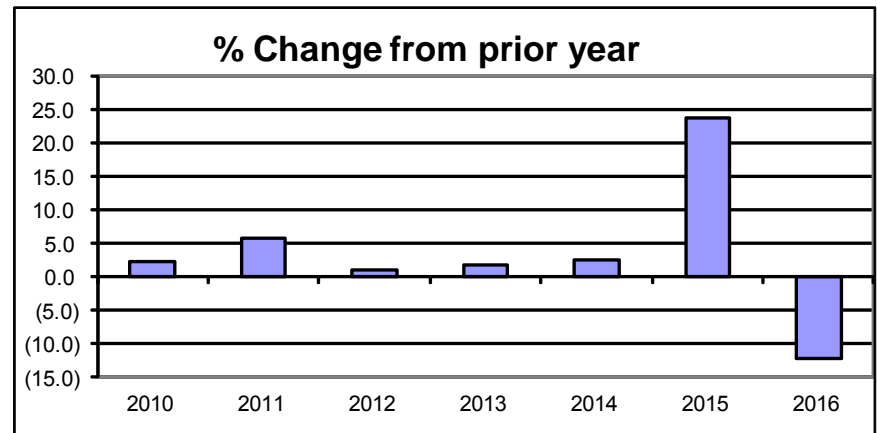
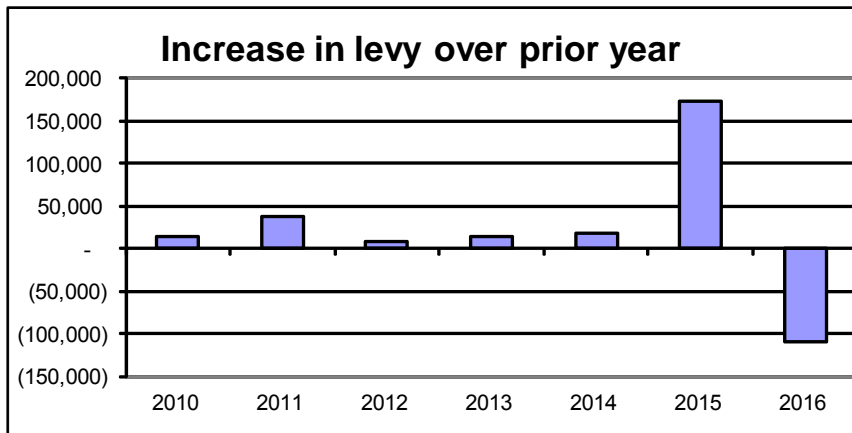
DEPARTMENT STAFFING:

	2007	2008	2009	2010	2011	2012	2013	2014	2015	2016
Full Time	10	10	10	9	8	8	7	7	7	7
Part Time	0	0	0	0	0	0	2	2	2	2
Total	10	10	10	9	8	8	9	9	9	9

There is no change in the department staffing for 2016.

Note: The Human Resources and Employee Health and Wellness cost centers have been combined into the Human Resources Department in this budget to be consistent with how other departments are reported.

COUNTY LEVY: The tax levy for 2016 is \$788,278, a decrease of \$108,910 or 12.1% from 2015. There is a large decrease in levy in this department because the group health trust agreed to pick up the cost of the health risk assessments.



SIGNIFICANT CHANGES FROM 2015 ADOPTED - Human Resources (includes Employee Health & Wellness)

Account	Amount	Description
Significant changes from 2015		
Tax Levy 2015	\$ 897,188	
Revenue Changes - impact on levy:		
None	-	
Expense Changes - impact on levy:		
Education Training	(10,000)	The Wellness committee budget is being picked up by Group Health Trust.
Health Assessments	(111,800)	The Health Risk Assessment expense is being picked up by Group Health Trust.
Other small changes	12,890	This is a combination of small increases and decreases to revenue and expense accounts.
Tax Levy 2016	\$ 788,278	

Financial Summary
Human Resources/Payroll/Employee Health & Wellness

Items	2015 7-Month Actual	2015 12-Month Estimate	2015 Adopted Budget	2015 Adjusted Budget	2016 Adopted Budget
Total Revenues	7,626	11,546	13,025	13,025	13,025
Labor	377,516	656,088	651,600	651,600	656,088
Travel	650	4,015	4,015	4,015	3,296
Capital	-	-	-	-	-
Other Expenditures	78,306	128,206	254,598	254,598	141,919
Total Expenditures	456,472	788,309	910,213	910,213	801,303
Levy			897,188		788,278

**Winnebago County
Budget Detail - 2016**

Description	Object	2012 Actual	2013 Actual	2014 Actual	2015 Adopted	2016 Request	2016 Executive	2016 Adopted	% Change From Prior Yr Adopted
Division - 012 - Human Resources									
Revenue									
Public Services:									
Forms Copies Etc	45003	295	33	13	25	25	25	25	0.00%
Donations	45034	0	800	0	0	0	0	0	0.00%
Other Public Charges	45057	0	0	700	0	0	0	0	0.00%
Public Services Subtotal:		295	833	713	25	25	25	25	0.00%
Interfund Revenue:									
Professional Services	63002	26,000	26,000	26,004	13,000	13,000	13,000	13,000	0.00%
Interfund Revenue Subtotal:		26,000	26,000	26,004	13,000	13,000	13,000	13,000	0.00%
Total Operating Revenue:		26,295	26,833	26,717	13,025	13,025	13,025	13,025	0.00%
Misc Revenues:									
Other Miscellaneous Revenues	48109	0	0	130	0	0	0	0	0.00%
Misc Revenues Subtotal:		0	0	130	0	0	0	0	0.00%
Total Non-Operating Revenue:		0	0	130	0	0	0	0	0.00%
Revenue Total:		26,295	26,833	26,847	13,025	13,025	13,025	13,025	0.00%
Expense									
Wages:									
Regular Pay	51100	410,559	453,940	461,773	470,384	477,524	477,524	477,524	1.52%
Overtime	51105	92	0	0	0	0	0	0	0.00%
Wages Subtotal:		410,651	453,940	461,773	470,384	477,524	477,524	477,524	1.52%

**Winnebago County
Budget Detail - 2016**

Description	Object	2012 Actual	2013 Actual	2014 Actual	2015 Adopted	2016 Request	2016 Executive	2016 Adopted	% Change From Prior Yr Adopted
Division - 012 - Human Resources									
Fringes Benefits:									
FICA Medicare	51200	29,029	32,980	33,392	35,984	36,531	36,531	36,531	1.52%
Health Insurance	51201	97,130	96,451	98,397	103,299	100,288	100,288	100,288	-2.91%
Dental Insurance	51202	6,288	6,776	7,202	7,143	7,143	7,143	7,143	0.00%
Workers Compensation	51203	978	1,381	490	405	411	411	411	1.48%
WI Retirement	51206	23,757	29,592	32,281	31,986	31,517	31,517	31,517	-1.47%
Fringe Benefits Other	51207	2,160	2,252	3,692	2,399	2,674	2,674	2,674	11.46%
Fringes Benefits Subtotal:		159,343	169,433	175,453	181,216	178,564	178,564	178,564	-1.46%
Total Labor:									
		569,994	623,373	637,226	651,600	656,088	656,088	656,088	0.69%
Travel:									
Registration Tuition	52001	827	360	685	1,320	1,050	1,050	1,050	-20.45%
Automobile Allowance	52002	1,049	1,293	1,190	1,995	1,450	1,450	1,450	-27.32%
Meals	52005	5	0	18	140	140	140	140	0.00%
Lodging	52006	219	280	350	560	656	656	656	17.14%
Travel Subtotal:		2,100	1,933	2,243	4,015	3,296	3,296	3,296	-17.91%
Total Travel:									
		2,100	1,933	2,243	4,015	3,296	3,296	3,296	-17.91%
Office:									
Office Supplies	53000	1,409	1,071	1,197	1,500	1,800	1,800	1,800	20.00%
Stationery and Forms	53001	968	1,356	1,195	1,400	450	450	450	-67.86%
Printing Supplies	53002	1,211	1,132	956	1,250	2,200	2,200	2,200	76.00%
Print Duplicate	53003	0	0	3,976	0	0	0	0	0.00%
Postage and Box Rent	53004	358	25	129	55	200	200	200	263.64%
Telephone	53008	728	660	1,032	700	1,500	1,500	1,500	114.29%
Long Distance	53011	0	0	34	0	0	0	0	0.00%
Wireless	53012	472	403	194	370	0	0	0	-100.00%
Office Subtotal:		5,146	4,647	8,713	5,275	6,150	6,150	6,150	16.59%

**Winnebago County
Budget Detail - 2016**

Description	Object	2012 Actual	2013 Actual	2014 Actual	2015 Adopted	2016 Request	2016 Executive	2016 Adopted	% Change From Prior Yr Adopted
Division - 012 - Human Resources									
Operating:									
Advertising	53500	7,763	4,404	5,605	7,500	8,500	8,500	8,500	13.33%
Subscriptions	53501	95	353	224	500	500	500	500	0.00%
Membership Dues	53502	1,144	55	349	1,035	1,035	1,035	1,035	0.00%
Education Training	53513	0	0	7,037	10,000	0	0	0	-100.00%
Food	53520	45	0	0	75	0	0	0	-100.00%
Small Equipment	53522	353	156	12	300	300	300	300	0.00%
Medical Supplies	53524	0	0	13,322	12,350	15,050	15,050	15,050	21.86%
Other Operating Supplies	53533	115	0	0	0	0	0	0	0.00%
Operating Licenses Fees	53553	40	0	0	0	0	0	0	0.00%
Print Duplicate	73003	8,035	6,777	5,833	4,700	5,500	5,500	5,500	17.02%
Postage and Box Rent	73004	6,083	5,343	5,232	4,000	5,000	5,000	5,000	25.00%
Operating Subtotal:		23,674	17,089	37,615	40,460	35,885	35,885	35,885	-11.31%
Repairs & Maint:									
Maintenance Equipment	54022	754	524	438	400	400	400	400	0.00%
Equipment Repairs	54029	756	824	78	825	825	825	825	0.00%
Equipment Repairs	74029	363	594	561	561	594	594	594	5.88%
Repairs & Maint Subtotal:		1,873	1,942	1,077	1,786	1,819	1,819	1,819	1.85%
Contractual Services:									
Medical and Dental	55000	1,639	2,455	1,566	2,500	2,500	2,500	2,500	0.00%
Data Processing	55013	44,390	36,371	35,213	45,847	47,889	47,889	47,889	4.45%
Professional Service	55014	23,825	11,451	24,131	44,641	44,641	44,641	44,641	0.00%
Health Assessments	55074	0	0	106,723	111,800	0	0	0	-100.00%
Contractual Services Subtotal:		69,854	50,277	167,633	204,788	95,030	95,030	95,030	-53.60%
Insurance Expenses:									
Prop Liab Insurance	56000	40	0	0	0	0	0	0	0.00%
Prop Liab Insurance	76000	1,920	2,172	2,100	2,289	2,289	3,035	3,035	32.59%
Insurance Expenses Subtotal:		1,960	2,172	2,100	2,289	2,289	3,035	3,035	32.59%
Total Other Operating:		102,506	76,127	217,138	254,598	141,173	141,919	141,919	-44.26%
Expense Total:		674,600	701,433	856,608	910,213	800,557	801,303	801,303	-11.97%
Human Resources Net/(Levy):		(648,305)	(674,600)	(829,760)	(897,188)	(787,532)	(788,278)	(788,278)	-12.14%

**HUMAN RESOURCES / EMPLOYEE HEALTH & WELLNESS
PROGRAM BUDGETS**

NAME	NUMBER	LABOR	TRAVEL & MEETINGS	CAPITAL	OTHER EXPENSES	TOTAL EXPENSES	REVENUES	TOTALS BY YEAR			ANNUAL PERCENT INCREASES	
								2016 ADOPTED	2015 ADOPTED	2014 ADOPTED	2016 OVER 2015	2015 OVER 2014
Human Resources	1012	656,088	3,296	-	102,228	761,612		761,612	751,422	750,239	1.4	0.2
Revenues	1012						13,025	(13,025)	(13,025)	(26,100)	-	(50.1)
Employee H & W	1013	-	-	-	39,691	39,691		39,691	158,791	156,564	(75.0)	1.4
Revenues	1013						-	-	-	-	-	-
Grand Totals		<u>656,088</u>	<u>3,296</u>	<u>-</u>	<u>141,919</u>	<u>801,303</u>	<u>13,025</u>	<u>788,278</u>	<u>897,188</u>	<u>880,703</u>	(12.1)	1.9

WORKERS COMPENSATION FUND

Workers Compensation Fund: 630 2016 BUDGET NARRATIVE HIGHLIGHTS

The County self insures for workers compensation and it is accounted for through an internal service fund. An internal service fund is used to account for the financing of goods or services provided by one department to other departments on a cost-reimbursement basis.

FUND MANAGEMENT:

The fund is managed jointly by the Human Resources Director and Finance Director. The Human Resources Department administers claims. The Finance Department administers the general finances and reviews fund reserves for propriety. Other functions such as purchase of stop-loss insurance, aggregate and deductible limits for the fund are reviewed jointly.

SUMMARY OF ACTIVITY 2016:

The fund shows a budget deficit for 2016 of \$445,858, a decrease of \$105,255, or 19.1% under 2015. Funds are maintained to handle any unexpected large claims that we may have to pay up to our stop loss amount. The stop loss for this fund is \$400,000 per occurrence, at which time our excess insurance takes over. We have been trying to maintain enough in fund reserves to cover several unanticipated large losses in a single year. The balance is currently higher than we feel is necessary so we are budgeting a deficit this year.

A fund balance roll forward schedule can be viewed in the Overview section of the budget book. It is listed as Fund Projections in the table of contents.

SIGNIFICANT CHANGES FROM 2015 ADOPTED - Workers Comp Insurance

Significant changes from 2015	Effect on Budget	Effect on Surplus	Total	
2015 Budgeted Surplus (Deficit)			\$ (551,113)	
Significant changes to revenues:				
Account	Incr/(Decr) Revenue			Description
Insurance Charges	(25,385)	(25,385)		Decrease due to budgeted rates being designed to draw down fund balance.
Total revenue changes	(25,385)			
Significant changes to expenses:				
Account	Incr/(Decr) Expense			Description
Stop Loss Insurance Premium	3,465	(3,465)		The market for stop-loss coverage continues to tighten; an increase is expected but the amount is uncertain.
Claim Payments	(134,266)	134,266		Decrease due to projected fewer claims.
Other small changes	161	(161)		This is a combination of small increases and decreases to revenue and expense accounts.
Total expense changes	(130,640)			
2016 Budgeted Surplus (Deficit)			\$ (445,858)	

Financial Summary Workers Compensation Insurance

<u>Items</u>	<u>2015 7-Month Actual</u>	<u>2015 12-Month Estimate</u>	<u>2015 Adopted Budget</u>	<u>2015 Adjusted Budget</u>	<u>2016 Adopted Budget</u>
Total Revenues	218,612	380,790	380,790	380,790	355,405
Labor	20,790	36,998	36,437	36,437	36,998
Travel	-	900	900	900	500
Capital	-	-	-	-	-
Other Expenditures	424,700	710,300	894,566	894,566	763,765
Total Expenditures	445,490	748,198	931,903	931,903	801,263
Levy Before Fund Balance Adjustment			551,113		445,858
Decrease fund balance			(551,113)		(445,858)
Net Levy After Fund Balance Adjustment			-		-

**Winnebago County
Budget Detail - 2016**

Description	Object	2012 Actual	2013 Actual	2014 Actual	2015 Adopted	2016 Request	2016 Executive	2016 Adopted	% Change From Prior Yr Adopted
Fund - 630 - Workers Comp Insurance									
Revenue									
Interfund Revenue:									
Insurance Charges	63001	730,007	1,140,405	347,357	345,658	320,273	320,273	320,273	-7.34%
Interfund Revenue Subtotal:		730,007	1,140,405	347,357	345,658	320,273	320,273	320,273	-7.34%
Total Operating Revenue:		730,007	1,140,405	347,357	345,658	320,273	320,273	320,273	-7.34%
Interest:									
Interest Investments	48000	34,644	37,286	35,221	35,132	35,132	35,132	35,132	0.00%
Investment Mark to Market	48002	0	(53,643)	28,194	0	0	0	0	0.00%
Interest Subtotal:		34,644	(16,357)	63,415	35,132	35,132	35,132	35,132	0.00%
Total Non-Operating Revenue:		34,644	(16,357)	63,415	35,132	35,132	35,132	35,132	0.00%
Revenue Total:		764,651	1,124,048	410,772	380,790	355,405	355,405	355,405	-6.67%
Expense									
Wages:									
Regular Pay	51100	23,847	24,443	25,237	25,868	26,257	26,257	26,257	1.50%
Wages Subtotal:		23,847	24,443	25,237	25,868	26,257	26,257	26,257	1.50%

**Winnebago County
Budget Detail - 2016**

Description	Object	2012 Actual	2013 Actual	2014 Actual	2015 Adopted	2016 Request	2016 Executive	2016 Adopted	% Change From Prior Yr Adopted
Fund - 630 - Workers Comp Insurance									
Fringes Benefits:									
FICA Medicare	51200	9,347	1,789	1,848	1,979	2,009	2,009	2,009	1.52%
Health Insurance	51201	0	5,488	5,488	6,296	6,448	6,448	6,448	2.41%
Dental Insurance	51202	0	358	374	381	381	381	381	0.00%
Workers Compensation	51203	0	29	23	22	23	23	23	4.55%
WI Retirement	51206	0	1,626	1,767	1,759	1,733	1,733	1,733	-1.48%
Fringe Benefits Other	51207	0	134	137	132	147	147	147	11.36%
Fringes Benefits Subtotal:		9,347	9,424	9,637	10,569	10,741	10,741	10,741	1.63%
Total Labor:									
		33,194	33,867	34,875	36,437	36,998	36,998	36,998	1.54%
Travel:									
Registration Tuition	52001	20	0	20	400	400	300	300	-25.00%
Automobile Allowance	52002	0	0	156	500	500	200	200	-59.99%
Travel Subtotal:		20	0	176	900	900	500	500	-44.44%
Total Travel:									
		20	0	176	900	900	500	500	-44.44%
Office:									
Print Duplicate	53003	0	0	0	25	25	25	25	0.00%
Office Subtotal:		0	0	0	25	25	25	25	0.00%
Operating:									
Subscriptions	53501	395	645	0	400	400	400	400	0.00%
Membership Dues	53502	120	120	120	175	175	175	175	0.00%
Small Equipment	53522	0	0	0	2,100	2,100	2,100	2,100	0.00%
Medical Supplies	53524	0	42	0	800	800	800	800	0.00%
Operating Subtotal:		515	807	120	3,475	3,475	3,475	3,475	0.00%

**Winnebago County
Budget Detail - 2016**

Description	Object	2012 Actual	2013 Actual	2014 Actual	2015 Adopted	2016 Request	2016 Executive	2016 Adopted	% Change From Prior Yr Adopted
Fund - 630 - Workers Comp Insurance									
Contractual Services:									
Medical and Dental	55000	1,153	3,275	2,749	4,500	4,500	4,500	4,500	0.00%
Legal Services	55001	22,319	11,304	11,410	25,000	25,000	25,000	25,000	0.00%
Professional Service	55014	32,764	51,195	23,206	35,000	35,000	35,000	35,000	0.00%
Management Services	55020	40,221	27,150	22,800	38,000	38,000	38,000	38,000	0.00%
Administration Fee	55037	19,215	24,566	40,138	35,000	35,000	35,000	35,000	0.00%
Contractual Services Subtotal:		115,672	117,489	100,303	137,500	137,500	137,500	137,500	0.00%
Insurance Expenses:									
Stop Loss Insurance Premium	56001	2,163	62,375	62,338	69,300	72,765	72,765	72,765	5.00%
Claim Payments	56002	10,551	539,704	593,879	684,266	550,000	550,000	550,000	-19.62%
Insurance Recoveries	56003	0	(10,822)	(54,217)	0	0	0	0	0.00%
Insurance Expenses Subtotal:		12,714	591,257	602,000	753,566	622,765	622,765	622,765	-17.36%
Total Other Operating:		128,901	709,553	702,422	894,566	763,765	763,765	763,765	-14.62%
Expense Total:		162,114	743,420	737,473	931,903	801,663	801,263	801,263	-14.02%
Workers Comp Insurance Net Surplus/(Deficit):		602,536	380,628	(326,701)	(551,113)	(446,258)	(445,858)	(445,858)	-19.10%

Note: a deficit will result in a draw down of fund balance. A surplus will increase the ending fund balance.

SELF FUNDED DENTAL INSURANCE

Self Funded Dental Insurance Fund: 660

2016 BUDGET NARRATIVE

HIGHLIGHTS

The County Human Resources Department is responsible for overseeing the activity of this fund.

Premiums are charged to departments based on employees enrolled in the program. Those premiums are included in each departments budgeted fringe benefit expense for the year. Premiums are also collected from employees as payroll deductions for the employee share.

The plan is administered by a third party administrator so there are no County staff assigned solely to this activity.

Summary of Fund Activity:

The fund has been budgeted to create neither a surplus nor deficit for 2016.

A fund balance roll forward schedule can be viewed in the Overview section of the budget book. It is listed as Fund Projections in the table of contents.

SIGNIFICANT CHANGES FROM 2015 ADOPTED - Self Funded Dental Insurance

Significant changes from 2015	Effect on Budget	Effect on Surplus	Total	
2014 Budgeted Surplus (Deficit)			\$ -	
Significant changes to revenues:				
Account	Incr/(Decr) Revenue			Description
None	-	-		
Total revenue changes	-			
Significant changes to expenses:				
Account	Incr/(Decr) Expense			Description
Administration Fee	4,509	(4,509)		
Other small changes	(4,509)	4,509		This is a combination of small increases and decreases to revenue and expense accounts.
Total expense changes	-			
2016 Budgeted Surplus (Deficit)			\$ -	

Financial Summary Self Funded Dental Insurance

<u>Items</u>	<u>2015 7-Month Actual</u>	<u>2015 12-Month Estimate</u>	<u>2015 Adopted Budget</u>	<u>2015 Adjusted Budget</u>	<u>2016 Adopted Budget</u>
Total Revenues	502,973	845,089	845,089	845,089	881,177
Labor	-	-	-	-	-
Travel	-	-	-	-	-
Capital	-	-	-	-	-
Other Expenditures	490,179	845,089	845,089	845,089	881,177
Total Expenditures	490,179	845,089	845,089	845,089	881,177
Levy			-		-

**Winnebago County
Budget Detail - 2016**

Description	Object	2012 Actual	2013 Actual	2014 Actual	2015 Adopted	2016 Request	2016 Executive	2016 Adopted	% Change From Prior Yr Adopted
Fund - 660 - Dental Insurance Self Funded									
Revenue									
Public Services:									
Insurance Charges	45067	7,479	104,209	112,402	108,196	108,196	108,196	108,196	0.00%
Public Services Subtotal:		7,479	104,209	112,402	108,196	108,196	108,196	108,196	0.00%
Interfund Revenue:									
Insurance Charges	63001	696,646	662,848	736,905	735,893	771,481	771,481	771,481	4.84%
Interfund Revenue Subtotal:		696,646	662,848	736,905	735,893	771,481	771,481	771,481	4.84%
Total Operating Revenue:		704,124	767,058	849,307	844,089	879,677	879,677	879,677	4.22%
Interest:									
Interest Investments	48000	879	1,805	2,056	1,000	1,500	1,500	1,500	50.00%
Investment Mark to Market	48002	0	(2,597)	1,646	0	0	0	0	0.00%
Interest Subtotal:		879	(792)	3,702	1,000	1,500	1,500	1,500	50.00%
Total Non-Operating Revenue:		879	(792)	3,702	1,000	1,500	1,500	1,500	50.00%
Revenue Total:		705,003	766,266	853,010	845,089	881,177	881,177	881,177	4.27%
Expense									
Contractual Services:									
Administration Fee	55037	42,605	44,070	46,767	51,416	55,925	55,925	55,925	8.77%
Contractual Services Subtotal:		42,605	44,070	46,767	51,416	55,925	55,925	55,925	8.77%
Insurance Expenses:									
Claim Payments	56002	670,831	689,332	718,311	793,673	825,252	825,252	825,252	3.98%
Insurance Expenses Subtotal:		670,831	689,332	718,311	793,673	825,252	825,252	825,252	3.98%
Total Other Operating:		713,436	733,402	765,078	845,089	881,177	881,177	881,177	4.27%
Expense Total:		713,436	733,402	765,078	845,089	881,177	881,177	881,177	4.27%
Dental Insurance Self Funded Net Surplus / (Deficit):		(8,433)	32,863	87,932	0	0	0	0	0.00%

Note: a deficit will result in a draw down of fund balance. A surplus will increase the ending fund balance.

FINANCE

General Fund – Division: 015
2016 BUDGET NARRATIVE

DEPARTMENT HEAD: Charles L. Orenstein, CPA
LOCATION: Winnebago County
112 Otter Avenue
Oshkosh, WI 54901

TELEPHONE: 232-3443

MISSION STATEMENT:

To provide financial information that is both timely and useful to County management and the general public.

To procure equipment, supplies, and services for the County at the best possible quality and price.

PROGRAM DESCRIPTION:

ACCOUNTS PAYABLE Receive and pay all obligations of the County. Maintain detailed records of outstanding payable balances.

ACCOUNTS RECEIVABLE Record all receipts of the County, prepare billings, customer and client statements, perform collections of past due accounts, and report on balances, and aging.

FIXED ASSETS Maintain records of all fixed assets of the County. Record depreciation of assets and record transfers and disposals of fixed assets. Maintain records and reconcile to actual assets by doing occasional fixed asset inventories.

FINANCIAL REPORTING Prepare monthly and annual financial reports on the County's financial position and results of operations.

GRANT REPORTING Prepare grant reports for various departments.

AUDIT Coordinate the year end audit, close the County's books, prepare all audit schedules for the auditors and prepare the County's Comprehensive Annual Financial Report.

INTERNAL AUDIT Perform internal audits of departments with cash handling functions.

BUDGET Coordinate and prepare the annual budget for the County Executive.

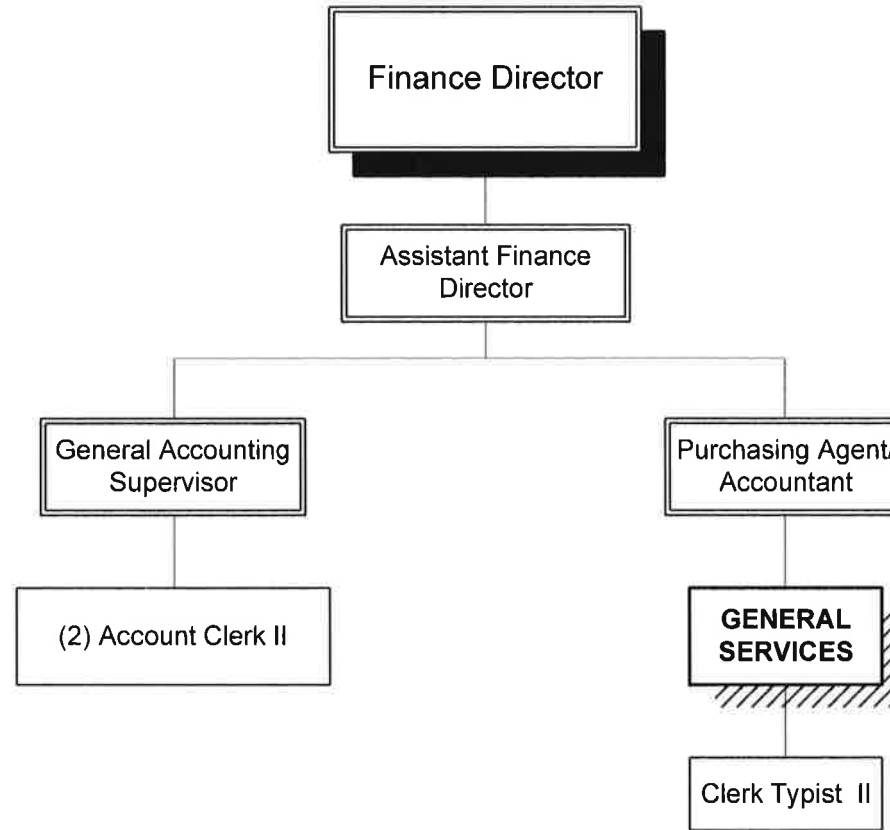
BONDING Coordinate the issuance of County debt with the financial advisors, bond counsel, and rating agency.

CAPITAL IMPROVEMENTS PROGRAM Coordinate and prepare the annual update to the County Capital Improvements - 5 Year Plan.

PURCHASING Coordinate the purchasing of goods, services for all County departments and construction projects. Monitor departments' purchases for compliance with County requirements and provide technical assistance to departments regarding all purchasing matters.

INVESTMENTS Invest all County funds ensuring minimum risk and maturity, as funds are needed.

FINANCE



FINANCE

General Fund – Division: 015 2016 BUDGET NARRATIVE

DEPARTMENT HEAD: Charles L. Orenstein, CPA
LOCATION: Winnebago County
112 Otter Avenue
Oshkosh, WI 54901

TELEPHONE: 232-3443

2015 ACCOMPLISHMENTS:

- 1. Obtained an unqualified opinion on the 2014 CAFR.**
- 2. Performed an internal audit of Register of Deeds cash handling and controls.**
- 3. Selected an independent accounting firm to perform internal cash handling audits of Treasurer, Clerk of Courts, Human Services, Sheriff and Park View Health Center. Our goal is to have the firm complete the audits by mid November 2015.**
- 4. Completed an upgrade to Tyler Munis 10.5, the County’s accounting software.**
- 5. Updated the County’s capital improvements plan and distributed to county board supervisors and departments.**
- 6. Participated on a project team that was successful in drafting and obtaining County Board approval of a new Merit Pay Plan.**

2016 GOALS & OBJECTIVES:

- 1. Continue to obtain an unqualified opinion on our annual financial statements (Comprehensive Annual Financial Report – CAFR).**
- 2. Continue to perform our departments programs in a timely, accurate and efficient manor.**
- 3. Obtain a better understanding of some of the other functions available in our Munis accounting software such as “Centrals”, “Command Center”, “Cubes” and “Quick Entry” forms for invoice processing. These features allow users to obtain information from the system quicker, in graphical format, and simplify the process for doing data entry.**

FINANCE

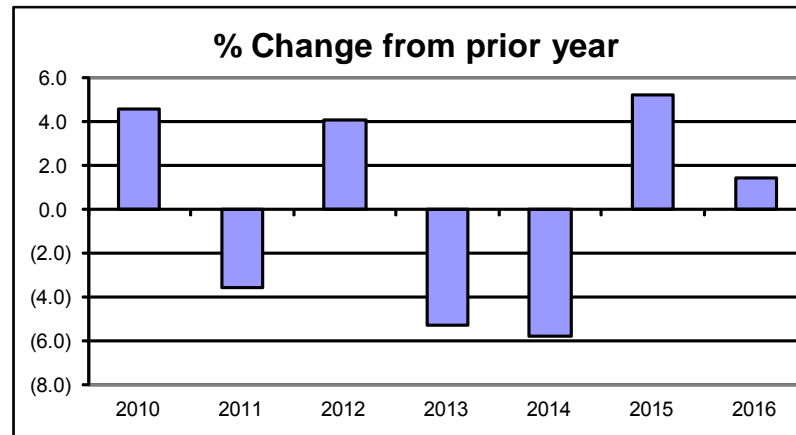
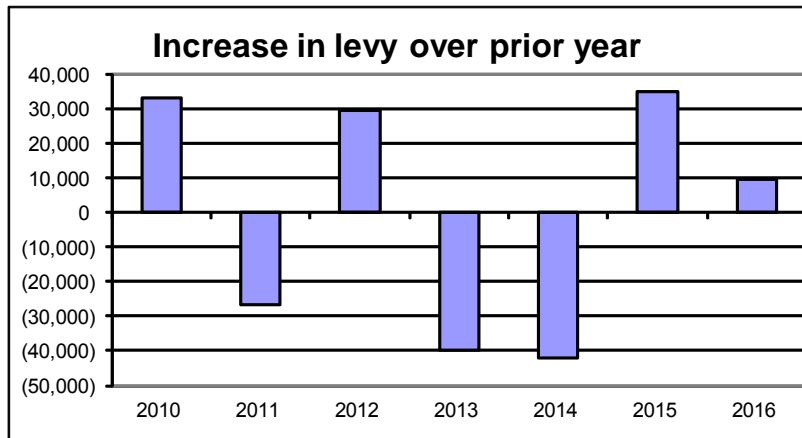
General Fund – Division: 015 2016 BUDGET NARRATIVE HIGHLIGHTS

DEPARTMENT STAFFING:

	2007	2008	2009	2010	2011	2012	2013	2014	2015	2016
Full Time	8	8	8	8	7	7	6	6	6	6
Part Time	0	0	0	0	1	1	1	0	0	0
Total	8	8	8	8	8	8	7	6	6	6

There is no change in the department staffing table in 2016.

COUNTY LEVY: The tax levy for 2016 is \$721,369, an increase of \$9,694 or 1.4% over 2015.



SIGNIFICANT CHANGES FROM 2015 ADOPTED - Finance

Account	Amount	Description
Significant changes from 2015		
Tax Levy 2015	\$ 711,675	
Revenue Changes - impact on levy:		
Professional services	4,400	This account is a chargeback from Purchasing to Solid Waste for services provided on bids, RFP's, and other purchasing items. There have been fewer bid documents, purchases and other assistance provided to Solid Waste from the Purchasing Department therefore the cost allocated has been decreased.
Expense Changes - impact on levy:		
None	-	
Other small changes	5,294	This is a combination of small increases and decreases to revenue and expense accounts.
Tax Levy 2016	\$ 721,369	

Financial Summary Finance

<u>Items</u>	<u>2015 7-Month Actual</u>	<u>2015 12-Month Estimate</u>	<u>2015 Adopted Budget</u>	<u>2015 Adjusted Budget</u>	<u>2016 Adopted Budget</u>
Total Revenues	18,319	41,100	45,500	45,500	41,100
Labor	303,893	519,937	520,410	520,410	528,079
Travel	970	3,880	3,905	3,905	3,490
Capital	-	-	-	-	-
Other Expenditures	181,927	231,613	232,860	232,860	230,900
Total Expenditures	486,790	755,430	757,175	757,175	762,469
Levy			711,675		721,369

**Winnebago County
Budget Detail - 2016**

Description	Object	2012 Actual	2013 Actual	2014 Actual	2015 Adopted	2016 Request	2016 Executive	2016 Adopted	% Change From Prior Yr Adopted
Division - 015 - Finance									
Revenue									
Interfund Revenue:									
Professional Services	63002	9,000	9,500	9,504	9,500	5,100	5,100	5,100	-46.32%
Financial Services	65083	34,500	36,700	40,500	36,000	36,000	36,000	36,000	0.00%
Interfund Revenue Subtotal:		43,500	46,200	50,004	45,500	41,100	41,100	41,100	-9.67%
Total Operating Revenue:		43,500	46,200	50,004	45,500	41,100	41,100	41,100	-9.67%
Revenue Total:		43,500	46,200	50,004	45,500	41,100	41,100	41,100	-9.67%
Expense									
Wages:									
Regular Pay	51100	384,510	362,412	369,655	377,151	384,269	384,269	384,269	1.89%
Temporary Employees	51101	1,887	0	0	0	0	0	0	0.00%
Overtime	51105	782	0	0	0	0	0	0	0.00%
Comp Time	51108	0	19	0	0	0	0	0	0.00%
Wages Subtotal:		387,179	362,430	369,655	377,151	384,269	384,269	384,269	1.89%
Fringes Benefits:									
FICA Medicare	51200	27,934	26,741	27,379	28,852	29,397	29,397	29,397	1.89%
Health Insurance	51201	83,560	75,291	77,253	80,947	81,003	81,003	81,003	0.07%
Dental Insurance	51202	5,032	5,116	5,467	5,566	5,566	5,566	5,566	0.00%
Workers Compensation	51203	828	1,064	376	325	331	331	331	1.85%
WI Retirement	51206	22,372	24,067	25,853	25,646	25,361	25,361	25,361	-1.11%
Fringe Benefits Other	51207	2,225	2,345	2,532	1,923	2,152	2,152	2,152	11.91%
Fringes Benefits Subtotal:		141,950	134,624	138,859	143,259	143,810	143,810	143,810	0.38%
Total Labor:		529,129	497,055	508,514	520,410	528,079	528,079	528,079	1.47%

**Winnebago County
Budget Detail - 2016**

Description	Object	2012 Actual	2013 Actual	2014 Actual	2015 Adopted	2016 Request	2016 Executive	2016 Adopted	% Change From Prior Yr Adopted
Division - 015 - Finance									
Travel:									
Registration Tuition	52001	435	980	1,455	900	750	750	750	-16.67%
Automobile Allowance	52002	528	661	519	1,275	1,175	1,175	1,175	-7.84%
Commercial Travel	52004	0	384	357	0	0	0	0	0.00%
Meals	52005	16	116	73	350	365	365	365	4.29%
Lodging	52006	299	1,495	929	1,280	1,100	1,100	1,100	-14.06%
Other Travel Exp	52007	4	85	95	0	0	0	0	0.00%
Taxable Meals	52008	7	0	52	100	100	100	100	0.00%
Travel Subtotal:		1,289	3,720	3,480	3,905	3,490	3,490	3,490	-10.63%
Total Travel:		1,289	3,720	3,480	3,905	3,490	3,490	3,490	-10.63%
Office:									
Office Supplies	53000	340	136	173	220	220	220	220	0.00%
Stationery and Forms	53001	796	1,463	1,420	1,350	1,260	1,260	1,260	-6.67%
Printing Supplies	53002	364	280	287	300	300	300	300	0.00%
Postage and Box Rent	53004	29	17	20	40	40	40	40	0.00%
Computer Software	53006	0	225	674	0	0	0	0	0.00%
Telephone	53008	683	605	717	630	775	775	775	23.02%
Long Distance	53011	0	0	67	0	0	0	0	0.00%
Office Subtotal:		2,212	2,726	3,360	2,540	2,595	2,595	2,595	2.17%
Operating:									
Subscriptions	53501	619	1,348	535	650	600	600	600	-7.69%
Membership Dues	53502	592	485	1,298	1,270	1,275	1,275	1,275	0.39%
Publish Legal Notices	53503	1,059	1,291	1,358	1,250	1,450	1,450	1,450	16.00%
Household Supplies	53516	8	9	10	0	0	0	0	0.00%
Food	53520	49	0	1	0	0	0	0	0.00%
Small Equipment	53522	0	166	0	150	0	0	0	-100.00%
Operating Licenses Fees	53553	0	164	0	164	0	0	0	-100.00%
Other Miscellaneous	53568	0	39	0	0	0	0	0	0.00%
Print Duplicate	73003	5,662	5,773	4,719	6,000	5,000	5,000	5,000	-16.67%
Postage and Box Rent	73004	1,980	2,066	2,083	2,100	2,200	2,200	2,200	4.76%
Operating Subtotal:		9,969	11,341	10,003	11,584	10,525	10,525	10,525	-9.14%

**Winnebago County
Budget Detail - 2016**

Description	Object	2012 Actual	2013 Actual	2014 Actual	2015 Adopted	2016 Request	2016 Executive	2016 Adopted	% Change From Prior Yr Adopted
Division - 015 - Finance									
Repairs & Maint:									
Maintenance Equipment	54022	713	480	402	470	450	450	450	-4.26%
Equipment Repairs	54029	0	0	0	100	100	100	100	0.00%
Equipment Repairs	74029	297	528	528	299	396	396	396	32.44%
Repairs & Maint Subtotal:		1,010	1,008	930	869	946	946	946	8.86%
Contractual Services:									
Accounting Auditing	55012	54,700	92,350	84,350	110,100	108,850	108,850	108,850	-1.14%
Data Processing	55013	78,953	87,021	93,243	100,384	101,075	101,075	101,075	0.69%
Professional Service	55014	0	0	553	0	500	500	500	100.00%
Collection Services	55015	5,700	3,828	2,808	5,000	4,000	4,000	4,000	-20.00%
Contractual Services Subtotal:		139,353	183,199	180,954	215,484	214,425	214,425	214,425	-0.49%
Insurance Expenses:									
Prop Liab Insurance	76000	2,196	2,268	2,220	2,383	2,409	2,409	2,409	1.09%
Insurance Expenses Subtotal:		2,196	2,268	2,220	2,383	2,409	2,409	2,409	1.09%
Total Other Operating:		154,740	200,542	197,466	232,860	230,900	230,900	230,900	-0.84%
Expense Total:		685,158	701,317	709,460	757,175	762,469	762,469	762,469	0.70%
Finance Net/(Levy):		(641,658)	(655,117)	(659,456)	(711,675)	(721,369)	(721,369)	(721,369)	1.36%

**FINANCE
PROGRAM BUDGETS**

NAME	NUMBER	LABOR	TRAVEL & MEETINGS	CAPITAL	OTHER EXPENSES	TOTAL EXPENSES	REVENUES	TOTALS BY YEAR			ANNUAL PERCENT INCREASES	
								2016 ADOPTED	2015 ADOPTED	2014 ADOPTED	2016 OVER 2015	2015 OVER 2014
Finance	1015	436,062	2,645	-	228,732	667,439		667,439	663,581	630,096	0.6	5.3
Revenues	1015						36,000	(36,000)	(36,000)	(36,000)	0.0	0.0
Purchasing	1019	92,017	845	-	2,168	95,030		95,030	93,594	91,926	1.5	1.8
Revenues	1019						5,100	(5,100)	(9,500)	(9,500)	(46.3)	0.0
Grand Totals		<u>528,079</u>	<u>3,490</u>	<u>-</u>	<u>230,900</u>	<u>762,469</u>	<u>41,100</u>	<u>721,369</u>	<u>711,675</u>	<u>676,522</u>	1.4	5.2

GENERAL SERVICES

General Services Fund: 620
2016 BUDGET NARRATIVE

DEPARTMENT HEAD: Charles L. Orenstein, CPA
LOCATION: Winnebago County
112 Otter Avenue
Oshkosh, Wisconsin 54901

TELEPHONE: 232-3443

MISSION STATEMENT:

To provide quality centralized printing and mail services to other County departments in a timely and cost effective manner.

PROGRAM DESCRIPTION:

PRINTING: Provides large volume professional printing services to County departments at a competitive price and maintains an inventory of paper for use by departments within the County.

MAILROOM: Process County departments' incoming and outgoing letters and packages.

GENERAL SERVICES

**General Services Fund: 620
2016 BUDGET NARRATIVE**

DEPARTMENT HEAD: Charles L. Orenstein, CPA
LOCATION: Winnebago County
112 Otter Avenue
Oshkosh, WI 54901

TELEPHONE: 232-3443

2015 ACCOMPLISHMENTS:

- 1. Put copier toner recycling program into place**
- 2. Provided quality printing and mail service to County departments in a cost -effective manner**

2016 GOALS & OBJECTIVES:

- 1. To continue to promote the printing capabilities of the department to eliminate outsourcing of print jobs.**
- 2. To continue to work with departments to maximize savings on postage.**
- 3. To continue to provide quality printing and mail service to County departments in a cost -effective manner.**

GENERAL SERVICES

General Services Fund: 620 2016 BUDGET NARRATIVE HIGHLIGHTS

DEPARTMENT STAFFING:

	2007	2008	2009	2010	2011	2012	2013	2014	2015	2016
Full Time	2	2	2	2	2	2	2	2	1	1
Part Time	0	0	0	0	0	0	0	0	0	0
Total	2	2	2	2	2	2	2	2	1	1

There are no changes to the department staffing table in the 2016 budget.

COUNTY LEVY: The General Services Fund is a proprietary activity and as such, generally operates with very little or no tax levy. Most of the department's costs are charged back to user departments. We are expecting to run a surplus for 2016 of \$30,916. The surplus for 2015 was budgeted at \$12,753. We have had the need to budget surpluses because the fund had a negative fund balance for a few years and it is necessary to maintain a positive balance in this fund.

SIGNIFICANT CHANGES FROM 2015 ADOPTED - General Services

Significant changes from 2015	Effect on Budget	Effect on Surplus	Total	
2015 Budgeted Surplus (Deficit)			\$ 12,753	
Significant changes to revenues:				
Account	Incr/(Decr) Revenue			Description
None	-	-		
Total revenue changes	-			
Significant changes to expenses:				
Account	Incr/(Decr) Expense			Description
Unemployment Compensation	(9,000)	9,000		Decrease due to previous employee no longer qualifying for unemployment benefits.
Equipment Rental	(4,660)	4,660		Decrease due to no longer having to pay to lease mail machine. We are now outsourcing mail metering.
Other small changes	(4,503)	4,503		This is a combination of small increases and decreases to revenue and expense accounts.
Total expense changes	(18,163)			
2016 Budgeted Surplus (Deficit)			\$ 30,916	

Financial Summary General Services

<u>Items</u>	<u>2015 7-Month Actual</u>	<u>2015 12-Month Estimate</u>	<u>2015 Adopted Budget</u>	<u>2015 Adjusted Budget</u>	<u>2016 Adopted Budget</u>
Total Revenues	249,860	456,479	452,000	452,000	452,960
Labor	29,039	50,880	63,400	63,400	51,790
Travel	-	-	-	-	-
Capital	-	-	-	-	-
Other Expenditures	199,673	364,891	375,847	375,847	370,254
Total Expenditures	228,712	415,771	439,247	439,247	422,044
Levy Before Adjustments			(12,753)		(30,916)
Increase fund balance			12,753		30,916
Net Levy After Adjustments			-		-

**Winnebago County
Budget Detail - 2016**

Description	Object	2012 Actual	2013 Actual	2014 Actual	2015 Adopted	2016 Request	2016 Executive	2016 Adopted	% Change From Prior Yr Adopted
Fund - 620 - General Services									
Revenue									
Public Services:									
Offset Revenue	45013	2,202	3,316	1,113	2,500	2,000	2,000	2,000	-20.00%
Public Services Subtotal:		2,202	3,316	1,113	2,500	2,000	2,000	2,000	-20.00%
Intergov Services:									
Mail Service Revenue	43003	5,809	6,528	6,211	6,000	5,000	5,000	5,000	-16.67%
Intergov Services Subtotal:		5,809	6,528	6,211	6,000	5,000	5,000	5,000	-16.67%
Interfund Revenue:									
Forms Copies Etc	65003	230,764	221,699	200,203	200,000	204,000	204,000	204,000	2.00%
Photocopy Revenue	65014	46,523	55,089	49,906	54,000	52,000	52,000	52,000	-3.70%
Mail Service Revenue	65015	198,150	195,835	192,086	189,000	189,000	189,000	189,000	0.00%
DP Services	65085	700	500	504	500	960	960	960	92.00%
Interfund Revenue Subtotal:		476,137	473,122	442,699	443,500	445,960	445,960	445,960	0.55%
Total Operating Revenue:		484,148	482,966	450,022	452,000	452,960	452,960	452,960	0.21%
Transfers In:									
Other Transfers In	49501	0	0	9,000	0	0	0	0	0.00%
Transfers In Subtotal:		0	0	9,000	0	0	0	0	0.00%
Total Non-Operating Revenue:		0	0	9,000	0	0	0	0	0.00%
Revenue Total:		484,148	482,966	459,022	452,000	452,960	452,960	452,960	0.21%

**Winnebago County
Budget Detail - 2016**

Description	Object	2012 Actual	2013 Actual	2014 Actual	2015 Adopted	2016 Request	2016 Executive	2016 Adopted	% Change From Prior Yr Adopted
Fund - 620 - General Services									
Expense									
Wages:									
Regular Pay	51100	65,296	66,265	48,792	41,191	38,961	38,961	38,961	-5.41%
Temporary Employees	51101	0	3,056	0	0	0	0	0	0.00%
Overtime	51105	(67)	0	0	0	0	0	0	0.00%
Comp Time	51108	18	101	18	0	0	0	0	0.00%
Payroll Sundry Account	51190	0	0	1,568	0	0	0	0	0.00%
Wages Subtotal:		65,247	69,422	50,378	41,191	38,961	38,961	38,961	-5.41%
Fringes Benefits:									
FICA Medicare	51200	4,421	4,836	3,729	3,151	2,997	2,997	2,997	-4.89%
Health Insurance	51201	18,160	18,296	12,713	6,664	6,655	6,655	6,655	-0.14%
Dental Insurance	51202	1,336	1,350	786	348	348	348	348	0.00%
Workers Compensation	51203	211	252	21	35	34	34	34	-2.86%
Unemployment Comp	51204	0	0	1,203	9,000	0	0	0	-100.00%
Compensated Absences Expense	51205	(639)	3,322	(3,810)	0	0	0	0	0.00%
WI Retirement	51206	3,862	4,365	3,569	2,801	2,575	2,575	2,575	-8.07%
Fringe Benefits Other	51207	1,905	2,016	1,012	210	220	220	220	4.76%
Fringes Benefits Subtotal:		29,256	34,437	19,223	22,209	12,829	12,829	12,829	-42.24%
Total Labor:		94,504	103,859	69,601	63,400	51,790	51,790	51,790	-18.31%
Travel:									
Automobile Allowance	52002	112	86	54	0	0	0	0	0.00%
Travel Subtotal:		112	86	54	0	0	0	0	0.00%
Total Travel:		112	86	54	0	0	0	0	0.00%

**Winnebago County
Budget Detail - 2016**

Description	Object	2012 Actual	2013 Actual	2014 Actual	2015 Adopted	2016 Request	2016 Executive	2016 Adopted	% Change From Prior Yr Adopted
Fund - 620 - General Services									
Office:									
Office Supplies	53000	2,068	2,529	324	400	400	400	400	0.00%
Printing Supplies	53002	4,922	11,689	1,880	10,000	8,000	8,000	8,000	-20.00%
Postage and Box Rent	53004	168,059	168,083	162,440	165,000	165,000	165,000	165,000	0.00%
Telephone	53008	747	540	450	450	450	450	450	0.00%
Long Distance	53011	0	0	0	0	0	0	0	0.00%
Office Subtotal:		175,795	182,842	165,095	175,850	173,850	173,850	173,850	-1.14%
Operating:									
Small Equipment	53522	0	0	1,079	0	0	0	0	0.00%
Equipment Rental	53551	210,090	210,970	190,110	160,660	156,000	156,000	156,000	-2.90%
Other Miscellaneous	53568	0	0	54	0	0	0	0	0.00%
Operating Subtotal:		210,090	210,970	191,243	160,660	156,000	156,000	156,000	-2.90%
Repairs & Maint:									
Maintenance Equipment	54022	324	218	214	200	460	460	460	130.00%
Equipment Repairs	54029	466	512	959	0	0	0	0	0.00%
Equipment Repairs	74029	66	66	66	33	33	33	33	0.00%
Repairs & Maint Subtotal:		856	796	1,238	233	493	493	493	111.59%
Contractual Services:									
Other Contract Serv	55030	25,651	26,618	33,711	37,340	38,200	38,200	38,200	2.30%
Contractual Services Subtotal:		25,651	26,618	33,711	37,340	38,200	38,200	38,200	2.30%
Insurance Expenses:									
Prop Liab Insurance	76000	1,560	1,668	1,632	1,764	1,711	1,711	1,711	-3.00%
Insurance Expenses Subtotal:		1,560	1,668	1,632	1,764	1,711	1,711	1,711	-3.00%
Total Other Operating:		413,952	422,894	392,919	375,847	370,254	370,254	370,254	-1.49%
Expense Total:		508,567	526,839	462,574	439,247	422,044	422,044	422,044	-3.92%
General Services Net Surplus/(Deficit):		(24,420)	(43,873)	(3,552)	12,753	30,916	30,916	30,916	142.42%

Note: a deficit will result in a draw down of fund balance. A surplus will increase the ending fund balance.

PROPERTY AND LIABILITY INSURANCE FUND

Property and Liability Insurance Fund: 640
2016 BUDGET NARRATIVE

DEPARTMENT HEAD: Charles L. Orenstein, CPA
LOCATION: Winnebago County
112 Otter Avenue
Oshkosh, Wisconsin 54901

TELEPHONE: 232-3443

MISSION STATEMENT:

To provide adequate property and liability coverage to all County departments. To act as a source to pay property and liability losses, deductibles, and self-insured exposures.

PROGRAM DESCRIPTION:

Insurance is purchased from various outside insurance agencies to cover things such as buildings, contents, mobile equipment, certain motor vehicles, builders risk, comprehensive liability, errors and omissions and other coverage's. Premiums are charged back to County departments. Losses are processed through this department. Different deductible limits are set for various types of losses. Deductible payments are made through this department and get charged back to user departments as additional insurance charges. All departments are charged for a portion of the deductibles based on their loss histories. The staff in this department follows up on losses and obtains funds from the damaging party's insurance companies (called subrogation) where possible.

PROPERTY AND LIABILITY INSURANCE FUND

Property and Liability Insurance Fund: 640

2016 BUDGET NARRATIVE

HIGHLIGHTS

Winnebago County along with the majority of other Wisconsin counties participates in WCMIC, a risk-sharing pool, for its liability insurance. Premiums are paid to WCMIC annually, there is a \$100,000 deductible per incident with a policy limit of \$10,000,000 per occurrence. This insurance covers general liability, personal injury liability, automobile liability, law enforcement liability and public official errors and omission liability. Dividends by policy year, if available, are based on profit of the entity. The County also self-insures for some miscellaneous items through this fund. This is an internal service fund and as such pays all of the related insurance expenses directly from this fund and in turn charges all departments a "premium" for this coverage which is recognized as revenue in this fund.

Property insurance is purchased through various companies for the different facilities. Again, premiums are charged back to the various departments covered by the policies. Departments are also charged back for a portion of deductible payments based on past history and projections of current year expenses.

We try to maintain a fund balance of around \$750,000 (plus or minus \$100,000) in this fund to protect us in case there are significant deductible claims to be paid in a short period of time. Normally, a surplus or deficit is budgeted each year so as to maintain the fund balance at the level previously mentioned

The fund is managed by the Finance Department. Claims covered by the liability insurance program are handled by WCMIC. All self-insured claims are handled by the Finance Department.

SUMMARY OF 2016 ACTIVITY:

Insurance purchased from the outside to cover the County has remained consistent in recent years and will continue in 2016 **with the exception of the Wisconsin Local Government Property Insurance Fund**. Due to changes in the State budget, **the premiums we pay to this provider are increasing roughly 80%**. We are in the process of looking at alternative providers for this coverage. Claim payments will remain relatively stable as will insurance recoveries. However, these are difficult to forecast. A fund balance roll forward schedule can be viewed in the Overview section of the budget book. It is listed as Fund Projections in the table of contents.

SIGNIFICANT CHANGES FROM 2015 ADOPTED - Property & Liability Insurance

Significant changes from 2015	Effect on Budget	Effect on Surplus	Total	
2015 Budgeted Surplus (Deficit)			\$ -	
Significant changes to revenues:				
Account	Incr/(Decr) Revenue			Description
Insurance Charges	101,559	101,559		With a possible increase of up to 85% in our property insurance cost, there will be more premiums to allocate out to all departments.
Interest Investments	3,000	3,000		Increase projected due to higher returns and larger balance in fund.
Total revenue changes	104,559			
Significant changes to expenses:				
Account	Incr/(Decr) Expense			Description
Property Liability Insurance	78,463	(78,463)		This increase is mostly due to the projected increase in property insurance premiums.
Claim Payments	30,000	(30,000)		This increase will bring the budget number more inline with the prior years actual amounts.
Other small changes	(404)	404		This is a combination of small increases and decreases to revenue and expense accounts.
Total expense changes	108,059			
2016 Budgeted Surplus (Deficit)			\$ (3,500)	

Financial Summary Property & Liability Insurance

<u>Items</u>	<u>2015 7-Month Actual</u>	<u>2015 12-Month Estimate</u>	<u>2015 Adopted Budget</u>	<u>2015 Adjusted Budget</u>	<u>2016 Adopted Budget</u>
Total Revenues	547,406	939,581	938,781	938,781	1,043,340
Labor	13,184	23,202	23,202	23,202	23,448
Travel	-	110	112	112	112
Capital	-	-	-	-	-
Other Expenditures	342,887	779,767	915,467	915,467	1,023,280
Total Expenditures	356,071	803,079	938,781	938,781	1,046,840
Levy Before Adjustments			-		3,500
Decrease fund balance			-		(3,500)
Net Levy After Adjustments			-		-

**Winnebago County
Budget Detail - 2016**

Description	Object	2012 Actual	2013 Actual	2014 Actual	2015 Adopted	2016 Request	2016 Executive	2016 Adopted	% Change From Prior Yr Adopted
Fund - 640 - Prop & Liability Insurance									
Revenue									
Interfund Revenue:									
Insurance Charges	63001	972,664	933,780	942,780	936,781	1,038,340	1,038,340	1,038,340	10.84%
Interfund Revenue Subtotal:		972,664	933,780	942,780	936,781	1,038,340	1,038,340	1,038,340	10.84%
Total Operating Revenue:		972,664	933,780	942,780	936,781	1,038,340	1,038,340	1,038,340	10.84%
Interest:									
Interest Investments	48000	4,434	4,860	4,798	2,000	8,500	5,000	5,000	150.00%
Investment Mark to Market	48002	0	(6,993)	3,840	0	0	0	0	0.00%
Interest Subtotal:		4,434	(2,132)	8,638	2,000	8,500	5,000	5,000	150.00%
Total Non-Operating Revenue:		4,434	(2,132)	8,638	2,000	8,500	5,000	5,000	150.00%
Revenue Total:		977,098	931,648	951,418	938,781	1,046,840	1,043,340	1,043,340	11.14%
Expense									
Wages:									
Regular Pay	51100	9,894	16,238	16,522	16,853	17,190	17,190	17,190	2.00%
Wages Subtotal:		9,894	16,238	16,522	16,853	17,190	17,190	17,190	2.00%
Fringes Benefits:									
FICA Medicare	51200	744	1,193	1,216	1,289	1,315	1,315	1,315	2.02%
Health Insurance	51201	2,711	3,139	3,121	3,597	3,480	3,480	3,480	-3.25%
Dental Insurance	51202	252	204	214	217	217	217	217	0.00%
Workers Compensation	51203	2	46	15	14	15	15	15	7.14%
WI Retirement	51206	584	1,080	1,156	1,146	1,135	1,135	1,135	-0.96%
Fringe Benefits Other	51207	50	79	84	86	96	96	96	11.63%
Fringes Benefits Subtotal:		4,343	5,740	5,807	6,349	6,258	6,258	6,258	-1.43%
Total Labor:		14,237	21,978	22,329	23,202	23,448	23,448	23,448	1.06%

**Winnebago County
Budget Detail - 2016**

Description	Object	2012 Actual	2013 Actual	2014 Actual	2015 Adopted	2016 Request	2016 Executive	2016 Adopted	% Change From Prior Yr Adopted
Fund - 640 - Prop & Liability Insurance									
Travel:									
Registration Tuition	52001	50	0	0	0	0	0	0	0.00%
Automobile Allowance	52002	0	71	0	112	112	112	112	0.00%
Travel Subtotal:		50	71	0	112	112	112	112	0.00%
Total Travel:		50	71	0	112	112	112	112	0.00%
Operating:									
Membership Dues	53502	0	50	50	50	50	50	50	0.00%
Operating Subtotal:		0	50	50	50	50	50	50	0.00%
Contractual Services:									
Collection Services	55015	782	793	532	800	100	100	100	-87.50%
Contractual Services Subtotal:		782	793	532	800	100	100	100	-87.50%
Insurance Expenses:									
Prop Liab Insurance	56000	688,531	624,358	633,654	726,922	805,385	805,385	805,385	10.79%
Claim Payments	56002	343,793	278,950	179,199	210,000	240,000	240,000	240,000	14.29%
Insurance Recoveries	56003	(24,497)	(43,608)	(23,319)	(25,000)	(25,000)	(25,000)	(25,000)	0.00%
Prop Liab Insurance	76000	1,764	2,280	2,952	2,695	2,745	2,745	2,745	1.86%
Insurance Expenses Subtotal:		1,009,592	861,980	792,486	914,617	1,023,130	1,023,130	1,023,130	11.86%
Total Other Operating:		1,010,374	862,823	793,068	915,467	1,023,280	1,023,280	1,023,280	11.78%
Expense Total:		1,024,661	884,873	815,397	938,781	1,046,840	1,046,840	1,046,840	11.51%
Prop & Liability Insurance Net Surplus/(Deficit):		(47,562)	46,775	136,021	0	0	(3,500)	(3,500)	100.00%

Note: a deficit will result in a draw down of fund balance. A surplus will increase the ending fund balance.

INFORMATION SYSTEMS

General Fund – Department: 022
2016 BUDGET NARRATIVE

DEPARTMENT HEAD: Patty Francour
LOCATION: Winnebago County
112 Otter Avenue
Oshkosh, WI 54901

TELEPHONE: 232-3491

MISSION STATEMENT:

To provide excellent customer service and support to all Winnebago County information technology users, to protect Winnebago County assets and data, and to ensure Winnebago County's information technology investment is strategically positioned for the future.

PROGRAM DESCRIPTION:

USER SUPPORT Operate and maintain computer and telecommunications systems and supply support and training to sustain usability on related devices and software.

INVENTORY Maintain detailed records of all county computer hardware, software, and telecommunications equipment.

BUDGET Determine needs/requirements for computer and telecommunication requests as part of the annual budget process. Assist throughout the year in the actual purchases of these budgeted items.

NETWORK INFRASTRUCTURE Maintain the network connectivity, including Internet access, and the core network equipment and software in support of services provided by the County.

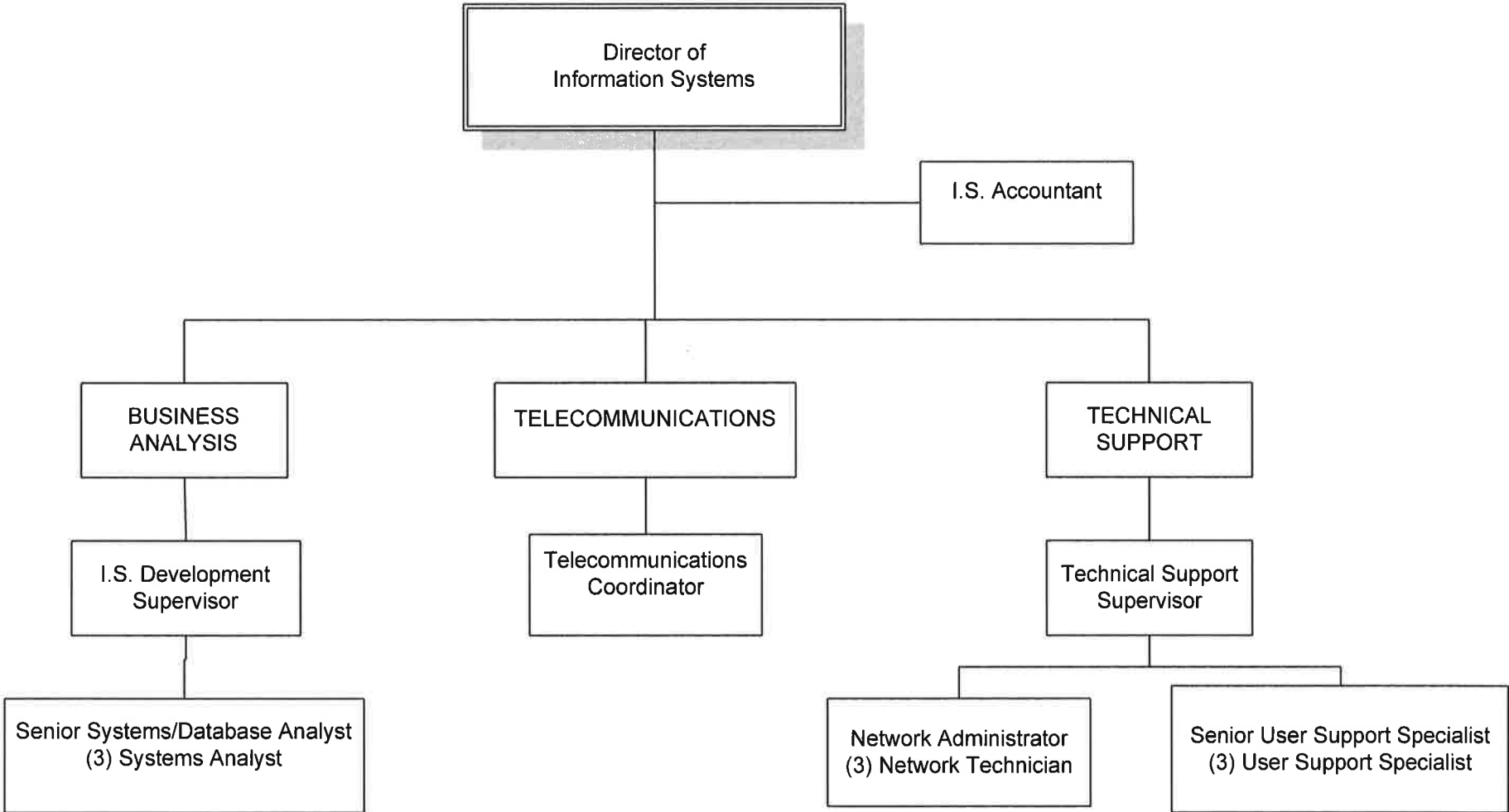
PUBLIC SAFETY Maintain and support the Public Safety Systems within Winnebago County.

SYSTEM DESIGN & DEVELOPMENT Design and develop custom applications based on departmental requests or IS observations where efficiencies can be gained.

PROJECT MANAGEMENT Manage resources necessary for both the acquisition and complete implementation of 'off-the-shelf' software or the 'in-house' development of custom applications.

TELECOMMUNICATION SUPPORT Determine and monitor County needs and maintain installed systems.

INFORMATION SYSTEMS



INFORMATION SYSTEMS

**General Fund – Department: 022
2016 BUDGET NARRATIVE**

DEPARTMENT HEAD: Patty Francour
LOCATION: Winnebago County
112 Otter Avenue
Oshkosh, WI 54901

TELEPHONE: 232-3491

2015 ACCOMPLISHMENTS:

- 1. Completed the remainder of the County-wide phone system installation.**
- 2. Implemented the in-house developed solution for Human Services.**
- 3. Completed development of in-house imaging system.**
- 4. Coordinated County fiber changes in the Menasha area due to pole reconfiguration.**
- 5. Further expanded the wireless infrastructure throughout several County buildings.**
- 6. Deployed iPads to Board Supervisors and offered training by IS staff.**
- 7. Made updates to the County Technology Replacement Fund to continue to manage assets and project costs.**
- 8. Completed a new fiber connection to the Facilities department.**
- 9. Completed an upgrade to the Office suite of software and offered training by IS staff.**
- 10. Completed the technology aspects of several department moves including Property Tax Lister, Neenah Public Health, and Neenah Veterans.**
- 11. Assisted as necessary in the upgrade to the 911 phone system.**
- 12. Researched the needs related to the use of body cameras in the Sheriff's Office.**
- 13. Assisted in recommending and testing changes related to the Sheriff's squad car connectivity.**
- 14. Completed several upgrades to hardware and/or software for systems including: CAD, Munis, Tracs, Kronos, timecards.**
- 15. Reconfigured our firewall and enhanced our intrusion detection/protection.**
- 16. Assisted in the setup for special events including: CountryUSA, RockUSA, EAA.**
- 17. Continued Winnebago County representation in FoxComm – Fiscal Advisory Board, Executive Committee, and User Technical Committee.**

2016 GOALS & OBJECTIVES:

- 1. Complete two additional modules to the in-house developed Human Services application.**
- 2. Complete conversion of old imaging system data into new system.**
- 3. Continue development of requested in-house applications for Planning and Zoning.**
- 4. Work on requirements related to adding body cameras for the Sheriff's Office.**
- 5. Convert our encryption solution to a much less costly alternative.**
- 6. Expand our virtualization infrastructure to allow less costly desktop solutions.**
- 7. Continue to provide high quality technical support behind friendly, responsive customer service.**
- 8. Monitor and manage County technology costs to the best of our abilities.**

INFORMATION SYSTEMS

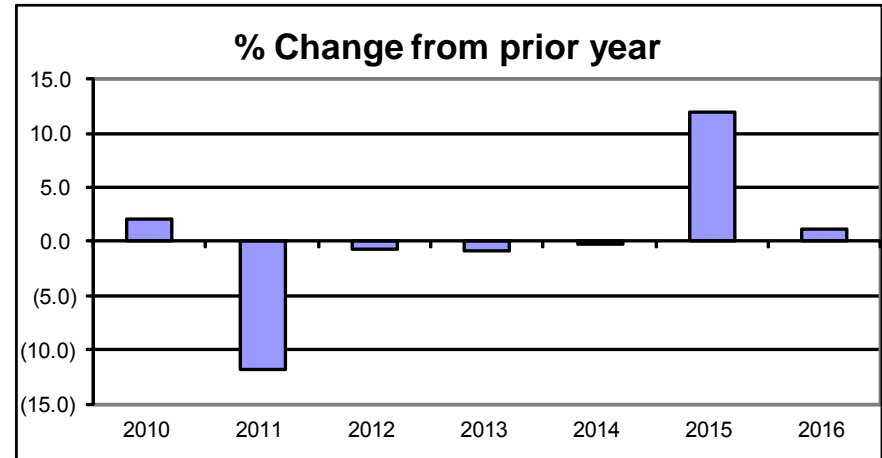
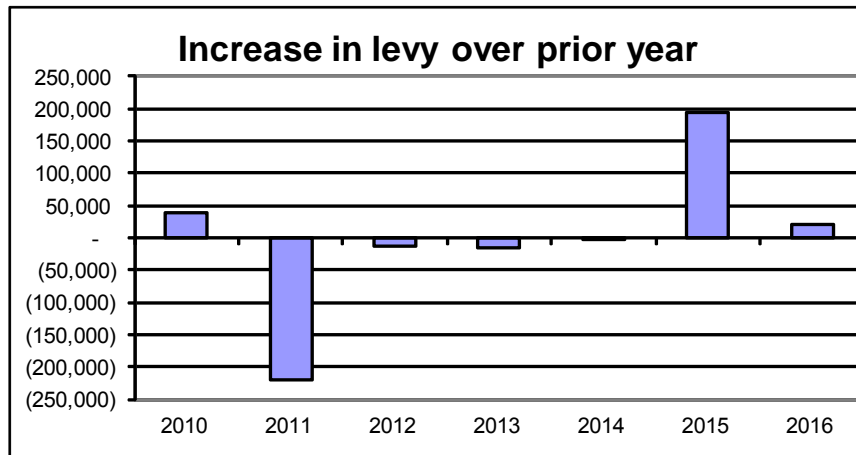
General Fund – Department: 022 2016 BUDGET NARRATIVE HIGHLIGHTS

DEPARTMENT STAFFING:

	2007	2008	2009	2010	2011	2012	2013	2014	2015	2016
Full Time	17	16	16	16	16	16	16	16	17	17
Part Time	0	0	0	0	0	0	0	0	0	0
Total	17	16	16	16	16	16	16	16	17	17

There are no changes to the table of organization for 2016.

COUNTY LEVY: The tax levy for 2016 is \$1,830,065, an increase of \$21,688 or 1.2% over 2015.



TECHNOLOGY REPLACEMENT FUND:

The technology replacement fund was established in 2000. This fund was established to accumulate funds for the replacement of personal computers, desktop software, servers and other devices related to our computer network. Rather than borrowing for these rather short-term items, it would be more appropriate to accumulate funds and pay as we go. A fund balance roll forward schedule can be viewed in the Overview section of the budget book. It is listed as Fund Projections in the table of contents. We have expanded the fund to include more of the technology items. The tax levy for the technology fund has gone from \$750,000 in 2015 to \$675,000 in 2016.

SIGNIFICANT CHANGES FROM 2015 ADOPTED - Information Systems

Account	Amount	Description
Significant changes from 2015		
Tax Levy 2015	\$ 1,808,377	
Revenue Changes - impact on levy:		
None	-	
Expense Changes - impact on levy:		
Health Insurance	25,649	The increase is the result of changes in coverage selections and health care costs.
Computer Software	12,181	Increase due to additional licenses needed for Datacenter and Visual Studio.
Telephone	(11,600)	Decrease based on Shoretel system being completed.
Wireless	(3,600)	Decrease due to budget being moved into the Telephone account.
Voice and Data Cabling	(17,000)	Decrease due to budget being moved into the Telephone account.
Data Processing	21,131	Increase based on new additional applications and unanticipated vendor increases.
Professional Service	(25,000)	Decrease based on fiber work declining.
Property and Liability Insurance	4,170	Increase based on increased significant increase in the rates from the Wisconsin Local Government Insurance Fund.
Other small changes	15,757	This is a combination of small increases and decreases to revenue and expense accounts.
Tax Levy 2016	\$ 1,830,065	

Financial Summary Information Systems

<u>Items</u>	<u>2015 7-Month Actual</u>	<u>2015 12-Month Estimate</u>	<u>2015 Adopted Budget</u>	<u>2015 Adjusted Budget</u>	<u>2016 Adopted Budget</u>
Total Revenues	50,814	78,946	78,946	78,946	80,944
Labor	796,419	1,424,039	1,424,039	1,424,039	1,462,823
Travel	3,368	12,200	12,200	12,200	12,200
Capital	-	-	-	-	-
Other Expenditures	199,337	447,634	451,084	458,328	435,986
Total Expenditures	999,124	1,883,873	1,887,323	1,894,567	1,911,009
Levy			1,808,377		1,830,065

**Winnebago County
Budget Detail - 2016**

Description	Object	2012 Actual	2013 Actual	2014 Actual	2015 Adopted	2016 Request	2016 Executive	2016 Adopted	% Change From Prior Yr Adopted
Department - 022 - Information Systems									
Revenue									
Interfund Revenue:									
Computer Maintenance	65029	0	39,468	40,623	41,052	42,471	42,471	42,471	3.46%
DP Services	65085	17,000	18,000	20,004	20,000	19,000	19,000	19,000	-5.00%
Interfund Revenue Subtotal:		17,000	57,468	60,627	61,052	61,471	61,471	61,471	0.69%
Total Operating Revenue:		17,000	57,468	60,627	61,052	61,471	61,471	61,471	0.69%
Misc Revenues:									
Cost Sharing Allocations	48110	17,395	20,326	22,954	17,894	19,473	19,473	19,473	8.82%
Misc Revenues Subtotal:		17,395	20,326	22,954	17,894	19,473	19,473	19,473	8.82%
Total Non-Operating Revenue:		17,395	20,326	22,954	17,894	19,473	19,473	19,473	8.82%
Revenue Total:		34,395	77,794	83,581	78,946	80,944	80,944	80,944	2.53%
Expense									
Wages:									
Regular Pay	51100	906,444	916,430	946,085	1,039,897	1,053,806	1,053,806	1,053,806	1.34%
Overtime	51105	0	66	1,157	3,100	3,100	3,100	3,100	0.00%
Wages Subtotal:		906,444	916,496	947,242	1,042,997	1,056,906	1,056,906	1,056,906	1.33%
Fringes Benefits:									
FICA Medicare	51200	64,287	67,041	69,439	79,866	80,853	80,853	80,853	1.24%
Health Insurance	51201	227,450	184,272	194,280	207,674	233,323	233,323	233,323	12.35%
Dental Insurance	51202	12,350	12,264	14,041	15,569	15,178	15,178	15,178	-2.51%
Workers Compensation	51203	4,114	5,438	1,902	1,638	906	906	906	-44.69%
WI Retirement	51206	53,024	60,593	66,096	70,992	69,756	69,756	69,756	-1.74%
Fringe Benefits Other	51207	4,189	4,120	5,975	5,303	5,901	5,901	5,901	11.28%
Fringes Benefits Subtotal:		365,414	333,726	351,732	381,042	405,917	405,917	405,917	6.53%
Total Labor:		1,271,858	1,250,223	1,298,974	1,424,039	1,462,823	1,462,823	1,462,823	2.72%

**Winnebago County
Budget Detail - 2016**

Description	Object	2012 Actual	2013 Actual	2014 Actual	2015 Adopted	2016 Request	2016 Executive	2016 Adopted	% Change From Prior Yr Adopted
Department - 022 - Information Systems									
Travel:									
Registration Tuition	52001	5,791	4,221	16,017	9,500	9,500	9,500	9,500	0.00%
Automobile Allowance	52002	589	609	701	900	900	900	900	0.00%
Commercial Travel	52004	0	0	0	400	400	400	400	0.00%
Meals	52005	0	28	17	200	200	200	200	0.00%
Lodging	52006	70	556	568	800	800	800	800	0.00%
Other Travel Exp	52007	0	0	20	100	100	100	100	0.00%
Taxable Meals	52008	0	0	0	300	300	300	300	0.00%
Travel Subtotal:		6,450	5,413	17,323	12,200	12,200	12,200	12,200	0.00%
Total Travel:		6,450	5,413	17,323	12,200	12,200	12,200	12,200	0.00%
Capital Outlay:									
Equipment	58004	21,369	0	0	0	0	0	0	0.00%
Capital Outlay Subtotal:		21,369	0	0	0	0	0	0	0.00%
Total Capital:		21,369	0	0	0	0	0	0	0.00%
Office:									
Office Supplies	53000	1,283	980	814	1,300	1,350	1,350	1,350	3.85%
Printing Supplies	53002	140	112	140	250	250	250	250	0.00%
Postage and Box Rent	53004	87	168	133	300	300	300	300	0.00%
Computer Supplies	53005	2,055	1,481	1,845	2,200	2,200	2,200	2,200	0.00%
Computer Software	53006	38,695	36,930	23,176	37,860	50,041	50,041	50,041	32.17%
Telephone	53008	2,984	2,654	10,855	38,600	27,000	27,000	27,000	-30.05%
Telephone Supplies	53009	1,664	933	2,053	2,100	2,100	2,100	2,100	0.00%
Long Distance	53011	0	0	34	0	0	0	0	0.00%
Wireless	53012	3,150	3,435	2,262	3,600	0	0	0	-100.00%
Pagers	53013	287	323	138	0	0	0	0	0.00%
Voice and Data Cabling	53014	1,555	2,051	7,309	17,000	0	0	0	-100.00%
Fiber pole rental locates	53015	28,391	29,425	28,023	35,000	36,000	36,000	36,000	2.86%
Office Subtotal:		80,292	78,492	76,782	138,210	119,241	119,241	119,241	-13.72%

**Winnebago County
Budget Detail - 2016**

Description	Object	2012 Actual	2013 Actual	2014 Actual	2015 Adopted	2016 Request	2016 Executive	2016 Adopted	% Change From Prior Yr Adopted
Department - 022 - Information Systems									
Operating:									
Advertising	53500	96	0	0	50	50	50	50	0.00%
Subscriptions	53501	200	50	50	400	620	620	620	55.00%
Membership Dues	53502	0	0	0	0	50	50	50	100.00%
Small Equipment	53522	15,459	16,514	15,781	19,500	20,000	20,000	20,000	2.56%
Motor Fuel	53548	0	0	0	0	100	100	100	100.00%
Loss on Disposition of Assets	53569	0	0	0	800	800	800	800	0.00%
Print Duplicate	73003	1,486	1,311	1,319	1,500	1,500	1,500	1,500	0.00%
Postage and Box Rent	73004	30	43	37	100	100	100	100	0.00%
Legal Fees	73041	30	0	0	50	50	50	50	0.00%
Motor Fuel	73548	882	1,029	854	1,300	1,300	1,300	1,300	0.00%
Operating Subtotal:		18,183	18,946	18,041	23,700	24,570	24,570	24,570	3.67%
Repairs & Maint:									
Maintenance Equipment	54022	2,840	2,445	1,675	0	0	0	0	0.00%
Equipment Repairs	54029	41,925	43,681	37,968	45,600	48,200	48,200	48,200	5.70%
Maintenance Vehicles	74023	78	122	298	300	400	400	400	33.33%
Equipment Repairs	74029	(36,267)	0	0	0	0	0	0	0.00%
Repairs & Maint Subtotal:		8,576	46,248	39,941	45,900	48,600	48,600	48,600	5.88%
Utilities:									
Refuse Collection	74703	0	122	0	0	0	0	0	0.00%
Utilities Subtotal:		0	122	0	0	0	0	0	0.00%
Contractual Services:									
Data Processing	55013	125,692	124,070	150,990	194,350	215,481	215,481	215,481	10.87%
Professional Service	55014	195	7,747	21,954	40,000	15,000	15,000	15,000	-62.50%
Contractual Services Subtotal:		125,887	131,818	172,944	234,350	230,481	230,481	230,481	-1.65%
Insurance Expenses:									
Prop Liab Insurance	76000	9,288	8,592	9,300	8,924	13,094	13,094	13,094	46.73%
Insurance Expenses Subtotal:		9,288	8,592	9,300	8,924	13,094	13,094	13,094	46.73%
Total Other Operating:		242,225	284,218	317,008	451,084	435,986	435,986	435,986	-3.35%
Expense Total:		1,541,902	1,539,854	1,633,306	1,887,323	1,911,009	1,911,009	1,911,009	1.26%
Information Systems Net/(Levy):		(1,507,507)	(1,462,060)	(1,549,724)	(1,808,377)	(1,830,065)	(1,830,065)	(1,830,065)	1.20%

SIGNIFICANT CHANGES FROM 2015 ADOPTED - Technology Replacement

Account	Amount	Description
Significant changes from 2015		
Tax Levy 2015	\$ 750,000	
Revenue Changes - impact on levy:		
None	-	
Expense Changes - impact on levy:		
Capital Equipment	19,200	Increase in capital equipment needs for 2016.
Computer Software	183,985	Increase based on MicroSoft licensing costs.
Small Equipment	(133,500)	Decrease based on less small equipment needs for 2016.
Increase / (decrease) to fund balance	(144,685)	This is the adjustment needed to reconcile between the spending and levy needed to maintain a positive fund balance during most years. The amount changes annually depending on the comparison of spending versus levy needed to maintain the fund.
Other small changes		- This is a combination of small increases and decreases to revenue and expense accounts.
Tax Levy 2016	\$ 675,000	

Financial Summary Technology Replacement

<u>Items</u>	<u>2015 7-Month Actual</u>	<u>2015 12-Month Estimate</u>	<u>2015 Adopted Budget</u>	<u>2015 Adjusted Budget</u>	<u>2016 Adopted Budget</u>
Total Revenues	750,000	750,000	-	-	-
Labor	-	-	-	-	-
Travel	-	-	-	-	-
Capital	205,748	236,800	236,800	488,658	256,000
Other Expenditures	274,765	479,280	462,122	462,122	512,607
Total Expenditures	480,513	716,080	698,922	950,780	768,607
Levy Before Fund Balance Adjustment			698,922		768,607
Increase / (Decrease) fund balance			51,078		(93,607)
Net Levy After Fund Balance Adjustment			750,000		675,000

**Winnebago County
Budget Detail - 2016**

Description	Object	2012 Actual	2013 Actual	2014 Actual	2015 Adopted	2016 Request	2016 Executive	2016 Adopted	% Change From Prior Yr Adopted
Department - 023 - Technology Replacement									
Revenue									
Misc Revenues:									
Cost Sharing Allocations	48110	0	50	0	0	0	0	0	0.00%
Misc Revenues Subtotal:		0	50	0	0	0	0	0	0.00%
Transfers In:									
Other Transfers In	49501	0	93,450	0	0	0	0	0	0.00%
Transfers In Subtotal:		0	93,450	0	0	0	0	0	0.00%
Total Non-Operating Revenue:		0	93,500	0	0	0	0	0	0.00%
Revenue Total:		0	93,500	0	0	0	0	0	0.00%
Expense									
Capital Outlay:									
Equipment	58004	86,591	174,393	468,533	236,800	256,000	256,000	256,000	8.11%
Capital Outlay Subtotal:		86,591	174,393	468,533	236,800	256,000	256,000	256,000	8.11%
Total Capital:		86,591	174,393	468,533	236,800	256,000	256,000	256,000	8.11%
Office:									
Computer Software	53006	74,100	117,382	33,552	260,422	444,407	444,407	444,407	70.65%
Office Subtotal:		74,100	117,382	33,552	260,422	444,407	444,407	444,407	70.65%

**Winnebago County
Budget Detail - 2016**

Description	Object	2012 Actual	2013 Actual	2014 Actual	2015 Adopted	2016 Request	2016 Executive	2016 Adopted	% Change From Prior Yr Adopted
Department - 023 - Technology Replacement									
Operating:									
Small Equipment	53522	41,725	35,703	264,675	201,700	68,200	68,200	68,200	-66.19%
Operating Subtotal:		41,725	35,703	264,675	201,700	68,200	68,200	68,200	-66.19%
Total Other Operating:									
		115,825	153,085	298,227	462,122	512,607	512,607	512,607	10.92%
Expense Total:									
		202,416	327,478	766,760	698,922	768,607	768,607	768,607	9.97%
Technology Replacement (Levy):									
		(202,416)	(233,978)	(766,760)	(698,922)	(768,607)	(768,607)	(768,607)	9.97%
Fund balance applied / (increased) (Note)									
		0	0	0	(51,078)	93,607	93,607	93,607	-283.26%
Technology Replacement Net/(Levy):									
		(202,416)	(233,978)	(766,760)	(750,000)	(675,000)	(675,000)	(675,000)	-10.00%

Note: Fund balance applies is a use of fund balance to reduce the levy for this operation. A negative number represents a planned increase to fund

**WINNEBAGO COUNTY
CAPITAL OUTLAY - 2016**

<u>Department</u>	<u>Description</u>	<u>Quantity</u>	<u>Unit Cost</u>	<u>Capital Outlay</u>
Technology				
Replacement -	Average Size Server	16	11,000	176,000
	Large Size Server	3	13,000	39,000
	SANS / Storage	1	28,000	28,000
	Large Wireless Access Controller	1	13,000	13,000
		21		256,000

FACILITIES MANAGEMENT

General Fund – Division: 025
2016 BUDGET NARRATIVE

DEPARTMENT HEAD: Michael Elder
LOCATION: Winnebago County
1221 Knapp Street
Oshkosh, WI 54901

TELEPHONE: 236-4790

MISSION STATEMENT:

To provide a safe, efficient environment for the administration and operation of the County programs and services. To use efficient and cost effective facility management practices to provide adequate workspace for the staff and efficient access to services by the public.

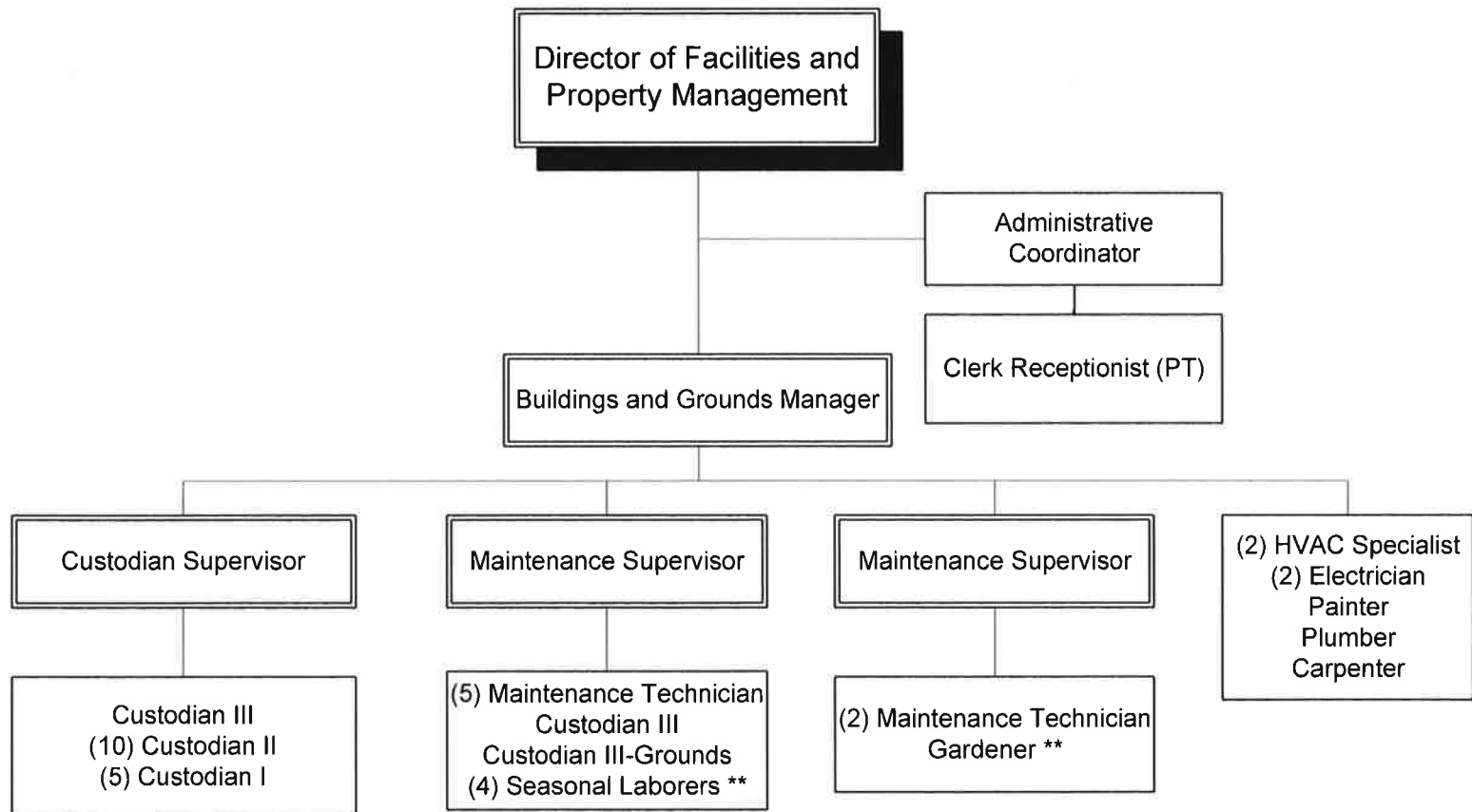
PROGRAM DESCRIPTION:

The Winnebago County Facility Management Department services over 1,000,000 square feet of buildings and their respective grounds. Major services of the department include:

1. climate control,
2. space planning,
3. energy management,
4. preventive maintenance,
5. mechanical/electrical repairs,
6. light construction,
7. housekeeping,
8. liaison with contracted services,
9. grounds and lots maintenance,
10. signage, building security and lock services.

These services are being monitored through a computerized facilities management program to assure control of priorities and efficient labor use. In addition to the previous services, the department provides consultation to other departments and Directors and manages major construction/renovation projects with Architects and Contractors.

FACILITIES AND PROPERTY MANAGEMENT



** Unclassified Position

FACILITIES MANAGEMENT

General Fund – Division: 025
2016 BUDGET NARRATIVE

DEPARTMENT HEAD: Michael Elder
LOCATION: Winnebago County
1221 Knapp Street
Oshkosh, WI 54901

TELEPHONE: 236-4790

2015 ACCOMPLISHMENTS:

1. Completed the construction of a storage building for the UWEX
2. Designed and planned the Asphalt Repair Program for the parking lot at the Maintenance Facility
3. Reclad Building 4 at the Maintenance Facility
4. Replaced the unit heaters in Buildings 2 and 3 at the Maintenance Facility
5. Replaced the nurse call system at Park View
6. Reconfigured space in Neenah Human Services Building for an expanded Public Health Department
7. Completed the DNR Urban Forestry Grant and implemented a tree management program
8. Designed and constructed a parking lot expansion at the Jail Complex
9. Designed and constructed a parking lot expansion at Park View
10. Designed and began construction on a Courthouse security addition and plaza deck repairs
11. Completed the masonry repairs and roof replacements on Buildings 2 and 3 at the Maintenance Facility
12. Continued the study of relocating departments to accommodate having all County departments in County buildings
13. Repaired the precast joints on the Jail Complex

2016 GOALS & OBJECTIVES:

- 1. Continue the Roof Replacement Program with the replacement of the roof on the Highway Shop**
- 2. Replace the boilers in the Oshkosh Human Services Building**
- 3. Upgrade the County card access system**
- 4. Repair the Courthouse Windows**
- 5. Complete the County-wide arc flash study**
- 6. Upgrade the computerized maintenance management software**
- 7. Complete the masonry repairs on the Highway Shop**
- 8. Continue the Asphalt Replacement Program with repairs at Park View, Sand Pit Tower, Fair View Tower**
- 9. Complete masonry repairs on the Orin King Building**
- 10. Replace the Orin King building windows**
- 11. Install maintenance landings in the air plenum chase in the Courthouse**

FACILITIES MANAGEMENT

General Fund – Division: 025 2016 BUDGET NARRATIVE HIGHLIGHTS

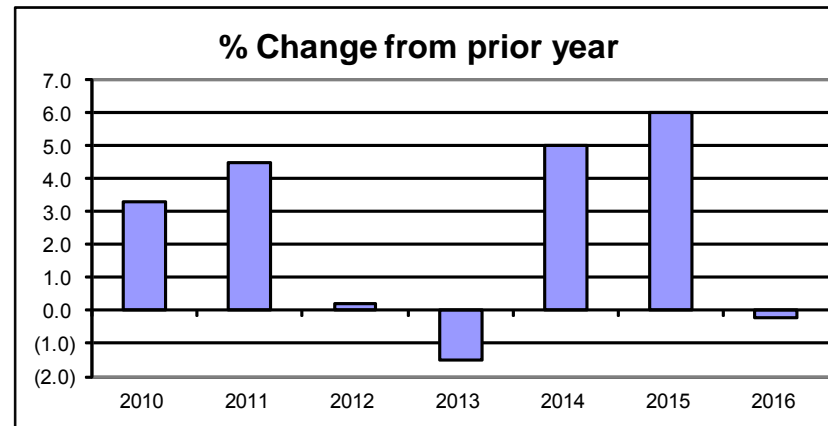
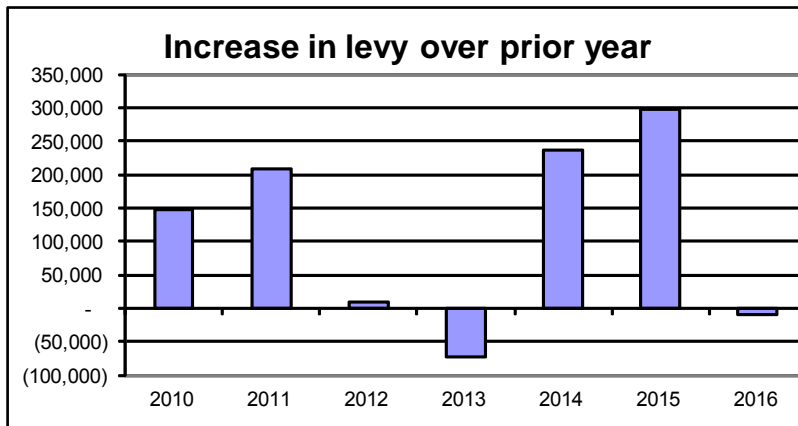
DEPARTMENT STAFFING:

	2007	2008	2009	2010	2011	2012	2013	2014	2015	2016
Full Time	39	38	39	37	37	37	37	37	37	38
Part Time	0	0	0	1	1	1	1	1	1	1
Total	39	38	39	38	38	38	38	38	38	39

Changes to the 2016 budget include changing the plumber position from part time to full time, also adding a part time clerk receptionist position. The department will be hiring 4 seasonal employees to help with summer maintenance. These are not part of the table of organization.

COUNTY LEVY: The tax levy for 2016 is \$5,258,468, a decrease of \$9,802 or 0.2% under 2015. The biggest reason for the decrease in levy is that the 2015 budget included a one-time cost of \$250,000 for an arc flash study, a requirement of OSHA .

The 2016 budget includes using \$250,000 of reserves to complete the demolition project at the Huber facility.



SIGNIFICANT CHANGES FROM 2015 ADOPTED - Facilities

Account	Amount	Description
Significant changes from 2015		
Tax Levy 2015	\$ 5,268,270	
Revenue Changes - impact on levy:		
Rental Revenue	(7,200)	Increase in rental revenue form the Public Health Dept since they are now renting from the Facilities Dept instead of from the City of Neenah.
Expense Changes - impact on levy:		
Temporary Employees	6,000	Increase based on the wages from summer seasonal worker being moved from Park View's budget to Facilities'.
Overtime	7,293	Increase based on projected snow removal and calls for service after hours for the Jail and Park View Health Center.
Health Insurance	39,277	This increase is a combination of changes in health care costs and elections for single, double or family coverage.
Registration Tuition	3,000	Increase for additional training expenses for replacing skills and training resulting from personnel transfers and vacancies.
Capital - Improvements	(78,490)	Decrease based on the cost of the planned projects being less than 2015.
Capital - Equipment	85,300	Increase based on two vehicle purchases and the replacement of the communication and computer equipment UPS at the Jail
Computer Software	13,925	Increase due to implementation of Kronos timekeeping.
Telephone	5,500	Increase due to consolidating telephone accounts (telephone, pagers, and wireless)
Wireless	(3,000)	Decrease due to consolidating telephone accounts (telephone, pagers, and wireless)
Small Equipment	(3,476)	Decrease due to a reduced need for small equipment.
Building Rental	35,200	Increase in the rent for the Safety Building and the rental of an additional 40 spaces for parking at the Otter Street Building
Small Equipment Technology	3,505	Increase due to purchasing the equipment needed to implement Kronos timekeeping and 3 large screen computer displays
Motor Fuel	(8,000)	Decrease based on the reduction in the cost of fuel and the purchase of more fuel efficient vehicles.
Maintenance Buildings	139,670	Small decrease due to the completion of projects scheduled for 2015 and \$250,000 increase due to the additional of the demolition project at the Huber facility.

SIGNIFICANT CHANGES FROM 2015 ADOPTED - Facilities

Account	Amount	Description
Maintenance Equipment	19,010	Increase based on more equipment repairs, upgrades and replacements planned for 2016.
Equipment Repairs	(7,200)	Decrease due to the completion of projects scheduled for 2015.
Heat	46,000	Increase due to projected higher rates and consumption.
Power and Light	121,250	Increase due to projected higher rates and consumption.
Water and Sewer	28,000	Increase due to projected higher rates and consumption.
Pest Extermination	(3,000)	Decrease is due to adjusting the budget amount to reflect closer to actual expenditures. This account has only begun to be used since 2014.
Snow Removal	4,000	Increase due to the City not plowing Knapp Street going forward and contracted services.
Vehicle Repairs	(20,000)	Decrease based on repairs budgeted in 2015 as repairs were reclassified as Capital to the vehicles.
Building Repairs	(27,400)	Decrease due to the completion of projects scheduled for 2015.
Professional Service	(237,000)	Decrease due to the completion of the arc flash study, which was a one-time expense in 2015.
Janitorial Services	7,100	Increase due to Facilities incurring the costs for bio waste disposal and entrance mat rental.
Maintenance Grounds	4,000	Increase is due to projects requiring the assistance from Highways.
Snow Removal - interfund	(10,000)	Decrease based on actual snow removal costs from previous years.
Property Liability Insurance	13,194	Increase based on the premium increase expected for 2016.
Fund balance applied	(250,000)	Fund balance being applied for Huber facility demolition project.
Other small changes	63,740	This is a combination of small increases and decreases to revenue and expense accounts.
Tax Levy 2016	\$ 5,258,468	

Financial Summary Facilities

Items	2015 7-Month Actual	2015 12-Month Estimate	2015 Adopted Budget	2015 Adjusted Budget	2016 Adopted Budget
Total Revenues	55,006	106,545	92,045	117,045	99,245
Labor	1,427,860	2,585,738	2,594,988	2,584,988	2,661,957
Travel	4,984	8,976	2,450	12,450	5,500
Capital	76,663	351,098	230,200	321,959	237,010
Other Expenditures	1,509,637	2,541,368	2,582,677	2,659,677	2,703,246
Total Expenditures	3,019,144	5,487,180	5,410,315	5,579,074	5,607,713
Levy Before Fund Balance Adjustment			5,318,270		5,508,468
Decrease fund balance			(50,000)		(250,000)
Net Levy After Fund Balance Adjustment			5,268,270		5,258,468

**Winnebago County
Budget Detail - 2016**

Description	Object	2012 Actual	2013 Actual	2014 Actual	2015 Adopted	2016 Request	2016 Executive	2016 Adopted	% Change From Prior Yr Adopted
Division - 025 - Facilities									
Revenue									
Intergov Services:									
Other Fees	43001	5,000	7,000	6,996	9,400	9,400	9,400	9,400	0.00%
Intergov Services Subtotal:		5,000	7,000	6,996	9,400	9,400	9,400	9,400	0.00%
Interfund Revenue:									
Rental Revenue	65011	10,200	43,200	45,950	33,000	33,000	40,200	40,200	21.82%
Interfund Revenue Subtotal:		10,200	43,200	45,950	33,000	33,000	40,200	40,200	21.82%
Total Operating Revenue:		15,200	50,200	52,946	42,400	42,400	49,600	49,600	16.98%
Misc Revenues:									
Rental Building	48100	62,563	38,810	41,115	41,115	41,115	41,115	41,115	0.00%
Sale of Scrap	48106	3,248	5,481	8,200	2,500	2,500	2,500	2,500	0.00%
Other Miscellaneous Revenues	48109	6,065	20,620	13,591	6,030	6,030	6,030	6,030	0.00%
Misc Revenues Subtotal:		71,875	64,911	62,906	49,645	49,645	49,645	49,645	0.00%
Total Non-Operating Revenue:		71,875	64,911	62,906	49,645	49,645	49,645	49,645	0.00%
Revenue Total:		87,075	115,111	115,852	92,045	92,045	99,245	99,245	7.82%
Expense									
Wages:									
Regular Pay	51100	1,577,635	1,606,044	1,620,742	1,712,779	1,722,398	1,722,398	1,722,398	0.56%
Temporary Employees	51101	5,824	12,694	14,462	39,000	45,000	45,000	45,000	15.38%
Overtime	51105	15,909	21,358	27,223	40,765	48,058	48,058	48,058	17.89%
Comp Time	51108	166	83	43	0	0	0	0	0.00%
Payroll Sundry Account	51190	0	0	7,084	0	0	0	0	0.00%
Wages Subtotal:		1,599,534	1,640,180	1,669,554	1,792,544	1,815,456	1,815,456	1,815,456	1.28%

**Winnebago County
Budget Detail - 2016**

Description	Object	2012 Actual	2013 Actual	2014 Actual	2015 Adopted	2016 Request	2016 Executive	2016 Adopted	% Change From Prior Yr Adopted
Division - 025 - Facilities									
Fringes Benefits:									
FICA Medicare	51200	113,410	120,369	122,663	137,130	138,882	138,882	138,882	1.28%
Health Insurance	51201	450,357	464,802	452,168	490,793	533,070	533,070	533,070	8.61%
Dental Insurance	51202	27,456	28,435	29,440	30,823	33,421	33,421	33,421	8.43%
Workers Compensation	51203	33,637	50,959	15,721	15,838	14,896	14,896	14,896	-5.95%
WI Retirement	51206	92,679	107,375	114,651	119,241	116,747	116,747	116,747	-2.09%
Fringe Benefits Other	51207	7,984	8,662	9,146	8,619	9,485	9,485	9,485	10.05%
Fringes Benefits Subtotal:		725,523	780,601	743,789	802,444	846,501	846,501	846,501	5.49%
Total Labor:		2,325,057	2,420,782	2,413,343	2,594,988	2,661,957	2,661,957	2,661,957	2.58%
Travel:									
Registration Tuition	52001	0	1,145	274	2,000	5,000	5,000	5,000	150.00%
Automobile Allowance	52002	0	218	152	200	250	250	250	25.00%
Meals	52005	0	45	0	50	50	50	50	0.00%
Lodging	52006	0	231	0	200	200	200	200	0.00%
Travel Subtotal:		0	1,639	427	2,450	5,500	5,500	5,500	124.49%
Total Travel:		0	1,639	427	2,450	5,500	5,500	5,500	124.49%
Capital Outlay:									
Improvements	58002	101,970	28,780	104,854	180,000	165,300	101,510	101,510	-43.61%
Equipment	58004	22,421	23,481	58,529	50,200	135,500	135,500	135,500	169.92%
Capital Outlay Subtotal:		124,390	52,260	163,383	230,200	300,800	237,010	237,010	2.96%
Total Capital:		124,390	52,260	163,383	230,200	300,800	237,010	237,010	2.96%

Winnebago County Budget Detail - 2016

Description	Object	2012 Actual	2013 Actual	2014 Actual	2015 Adopted	2016 Request	2016 Executive	2016 Adopted	% Change From Prior Yr Adopted
Division - 025 - Facilities									
Office:									
Office Supplies	53000	1,090	1,228	1,620	1,500	1,500	1,500	1,500	0.00%
Printing Supplies	53002	881	764	778	750	750	750	750	0.00%
Print Duplicate	53003	43	0	0	0	0	0	0	0.00%
Postage and Box Rent	53004	45	91	70	50	100	100	100	100.00%
Computer Software	53006	6,548	3,405	9,211	5,275	19,200	19,200	19,200	263.98%
Telephone	53008	12,129	18,142	19,486	17,000	22,500	22,500	22,500	32.35%
Telephone Supplies	53009	0	459	0	0	0	0	0	0.00%
Long Distance	53011	0	3	57	0	0	0	0	0.00%
Wireless	53012	2,405	2,753	1,557	3,000	0	0	0	-100.00%
Pagers	53013	1,381	1,705	1,329	1,750	0	0	0	-100.00%
Voice and Data Cabling	53014	400	1,380	225	750	0	0	0	-100.00%
Office Subtotal:		24,923	29,930	34,334	30,075	44,050	44,050	44,050	46.47%
Operating:									
Advertising	53500	0	0	0	50	100	100	100	100.00%
Subscriptions	53501	165	0	1,141	250	250	250	250	0.00%
Membership Dues	53502	165	0	165	175	175	175	175	0.00%
Household Supplies	53516	55,879	55,357	57,401	60,000	60,000	60,000	60,000	0.00%
Uniforms Tools Allowance	53517	0	0	708	9,984	10,540	10,540	10,540	5.57%
Small Equipment	53522	7,931	27,614	25,448	22,826	19,350	19,350	19,350	-15.23%
Shop Supplies	53523	362	0	368	1,000	1,000	1,000	1,000	0.00%
Medical Supplies	53524	0	0	0	0	100	100	100	100.00%
Building Rental	53550	70,443	70,443	70,443	84,000	119,200	119,200	119,200	41.90%
Equipment Rental	53551	400	483	75	3,500	3,500	3,500	3,500	0.00%
Operating Licenses Fees	53553	603	837	1,092	4,740	5,190	5,190	5,190	9.49%
Small Equipment Technology	53580	0	0	0	750	4,255	4,255	4,255	467.33%
Print Duplicate	73003	2,372	2,406	3,174	2,000	3,800	3,800	3,800	90.00%
Postage and Box Rent	73004	130	141	141	150	150	150	150	0.00%
Motor Fuel	73548	38,587	39,681	34,225	30,000	22,000	22,000	22,000	-26.67%
Operating Subtotal:		177,036	196,962	194,380	219,425	249,610	249,610	249,610	13.76%

**Winnebago County
Budget Detail - 2016**

Description	Object	2012 Actual	2013 Actual	2014 Actual	2015 Adopted	2016 Request	2016 Executive	2016 Adopted	% Change From Prior Yr Adopted
Division - 025 - Facilities									
Repairs & Maint:									
Sodium Chloride	54002	0	9	0	0	0	0	0	0.00%
Maintenance Buildings	54020	128,399	148,086	176,073	462,580	352,250	352,250	602,250	30.19%
Maintenance Grounds	54021	2,043	3,066	11,057	7,000	7,000	7,000	7,000	0.00%
Maintenance Equipment	54022	185,231	237,813	183,281	117,490	136,500	136,500	136,500	16.18%
Maintenance Vehicles	54023	3,058	2,415	2,680	3,000	3,000	3,000	3,000	0.00%
Equipment Repairs	54029	24,198	38,509	44,226	32,400	25,200	25,200	25,200	-22.22%
Maintenance Grounds	74021	6,526	1,215	1,084	1,000	5,000	5,000	5,000	400.00%
Maintenance Vehicles	74023	8,854	10,460	13,415	15,000	15,000	15,000	15,000	0.00%
Equipment Repairs	74029	1,254	1,023	1,155	1,500	1,122	1,122	1,122	-25.20%
Repairs & Maint Subtotal:		359,562	442,595	432,972	639,970	545,072	545,072	795,072	24.24%
Utilities:									
Heat	54700	298,909	337,462	465,380	457,000	503,000	503,000	503,000	10.07%
Power and Light	54701	675,656	677,132	641,327	505,750	627,000	627,000	627,000	23.97%
Water and Sewer	54702	174,163	167,766	188,824	142,750	170,750	170,750	170,750	19.61%
Refuse Collection	54703	0	0	26	0	0	0	0	0.00%
Refuse Collection	74703	21,827	22,800	21,678	17,676	19,608	19,608	19,608	10.93%
Utilities Subtotal:		1,170,555	1,205,160	1,317,235	1,123,176	1,320,358	1,320,358	1,320,358	17.56%
Contractual Services:									
Pest Extermination	55002	0	0	3,405	5,000	2,000	2,000	2,000	-60.00%
Snow Removal	55003	431	16,389	12,876	20,000	24,000	24,000	24,000	20.00%
Vehicle Repairs	55005	492	1,910	528	23,000	3,000	3,000	3,000	-86.96%
Grounds Maintenance	55007	16,538	27,623	56,439	70,369	67,550	67,550	67,550	-4.01%
Building Repairs	55008	14,498	27,053	42,435	37,720	10,320	10,320	10,320	-72.64%
Professional Service	55014	26,125	16,624	75,170	285,000	48,000	48,000	48,000	-83.16%
Janitorial Services	55016	3,827	1,223	3,725	1,200	8,300	8,300	8,300	591.67%
Medical and Dental	75000	0	0	0	0	50	50	50	100.00%
Snow Removal	75003	42,745	68,078	52,713	65,000	55,000	55,000	55,000	-15.38%
Contractual Services Subtotal:		104,657	158,901	247,292	507,289	218,220	218,220	218,220	-56.98%

**Winnebago County
Budget Detail - 2016**

Description	Object	2012 Actual	2013 Actual	2014 Actual	2015 Adopted	2016 Request	2016 Executive	2016 Adopted	% Change From Prior Yr Adopted
Division - 025 - Facilities									
Insurance Expenses:									
Prop Liab Insurance	76000	63,336	69,492	62,604	62,742	75,936	75,936	75,936	21.03%
Insurance Expenses Subtotal:		63,336	69,492	62,604	62,742	75,936	75,936	75,936	21.03%
Total Other Operating:		1,900,069	2,103,039	2,288,816	2,582,677	2,453,246	2,453,246	2,703,246	4.67%
Expense Total:		4,349,516	4,577,720	4,865,970	5,410,315	5,421,503	5,357,713	5,607,713	3.65%
Facilities Net/(Levy):		(4,262,441)	(4,462,609)	(4,750,118)	(5,318,270)	(5,329,458)	(5,258,468)	(5,508,468)	3.58%
Decrease fund balance		0	0	0	50,000	0	0	250,000	400.00%
Net Facilities:		(4,262,441)	(4,462,609)	(4,750,118)	(5,268,270)	(5,329,458)	(5,258,468)	(5,258,468)	-0.19%

**WINNEBAGO COUNTY
CAPITAL OUTLAY - 2016**

<u>Department</u>	<u>Description</u>	<u>Quantity</u>	<u>Unit Cost</u>	<u>Capital Outlay</u>
Facilities & Property Management -	Tuckpointing - County Admin. Bldg. & Orrin King Bldg.	1	75,000	75,000
	Sprinkler system conversion at Park View Health Center	1	12,920	12,920
	Sprinkler system conversion at the Jail	1	13,590	13,590
	Service body truck	2	44,000	88,000
	Bobcat concrete breaker	1	7,500	7,500
	UPS - 1442 at the Law Enforcement Center	1	40,000	40,000
		7		237,010

FACILITIES MANAGEMENT PROGRAM BUDGETS

NAME	NUMBER	LABOR	TRAVEL & MEETINGS	CAPITAL	OTHER EXPENSES	TOTAL EXPENSES	REVENUES	TOTALS BY YEAR			ANNUAL PERCENT INCREASES	
								2016	2015	2014	2016	2015
								ADOPTED	ADOPTED	ADOPTED	OVER 2015	OVER 2014
Other County Facilities	1025	2,661,957	5,500	237,010	2,368,996	5,273,463		5,273,463	5,342,935	5,017,626	(1.3)	6.5
Revenues	1025						99,245	(99,245)	(92,045)	(89,165)	7.8	3.2
Safety Building Maintenance	1027	-	-	-	10,750	10,750		10,750	10,750	14,800	0.0	(27.4)
Revenues	1027						-	-	-	-	N/A	N/A
Facilities-Other Depts.	1029	-	-	-	323,500	323,500		323,500	56,630	27,000	471.3	109.7
Revenues	1029						-	-	-	-	N/A	N/A
Grand Totals		<u>2,661,957</u>	<u>5,500</u>	<u>237,010</u>	<u>2,703,246</u>	<u>5,607,713</u>	<u>99,245</u>	<u>5,508,468</u>	<u>5,318,270</u>	<u>4,970,261</u>	3.6	7.0
Decrease fund balance								(250,000)	(50,000)	-		
Adjusted Levy								<u>5,258,468</u>	<u>5,268,270</u>	<u>4,970,261</u>	(0.2)	6.0

SUMMARY BY DIVISION

	<u>Revenues</u>	<u>Expenses</u>	<u>Adjustments</u>	<u>Levy</u>
PUBLIC SAFETY				
District Attorney	\$ 262,303	\$ 1,328,616	\$ -	\$ 1,066,313
Clerk of Courts & Courts	1,863,800	4,046,007	-	2,182,207
Sheriff	2,652,345	21,913,547	-	19,261,202
Jail Improvements	178,000	178,000	-	-
Coroner	160,150	449,810	-	289,660
Emergency Management	147,108	342,909	-	195,801
	<u>\$ 5,263,706</u>	<u>\$ 28,258,889</u>	<u>\$ -</u>	<u>\$ 22,995,183</u>

DISTRICT ATTORNEY

**General Fund – Department: 101
2016 BUDGET NARRATIVE**

DEPARTMENT HEAD: Christian Gossett
LOCATION: Winnebago County
448 Algoma Boulevard
Oshkosh, WI 54901

TELEPHONE: 236-4977

MISSION STATEMENT:

The Winnebago County District Attorney's Office is dedicated to the pursuit of truth and justice by maintaining the highest ethical standards, safeguarding the rights of all members of our community, protecting the community through vigorous prosecution of criminal offenders, and providing compassionate services to the victims of crime.

To accomplish this mission we hereby resolve that:

- 1. We will promote the highest standards of integrity and professional conduct for ourselves and for those we work with.**
- 2. We will serve our communities with competent professional legal representation.**
- 3. We will treat all persons with whom we have contact with in a professional and respectful manner.**
- 4. We will hold ourselves accountable both individually and collectively for ensuring the policies of the office and the needs of the community are served.**
- 5. We will be forthright in our communications with all persons.**
- 6. We will work in a collaborative manner with law enforcement and our communities to address the needs of and promote the highest possible quality of life for the citizens of Winnebago County.**
- 7. We will show compassion and understanding to victims of crime and ensure that they are treated with dignity and respect.**
- 8. We will put the needs and best interests of the community before the personal or political interests of any individual or individuals.**

PROGRAM DESCRIPTION:

PROSECUTION: Ten person prosecution staff providing expert representation of citizens in all matters concerning the criminal justice system.

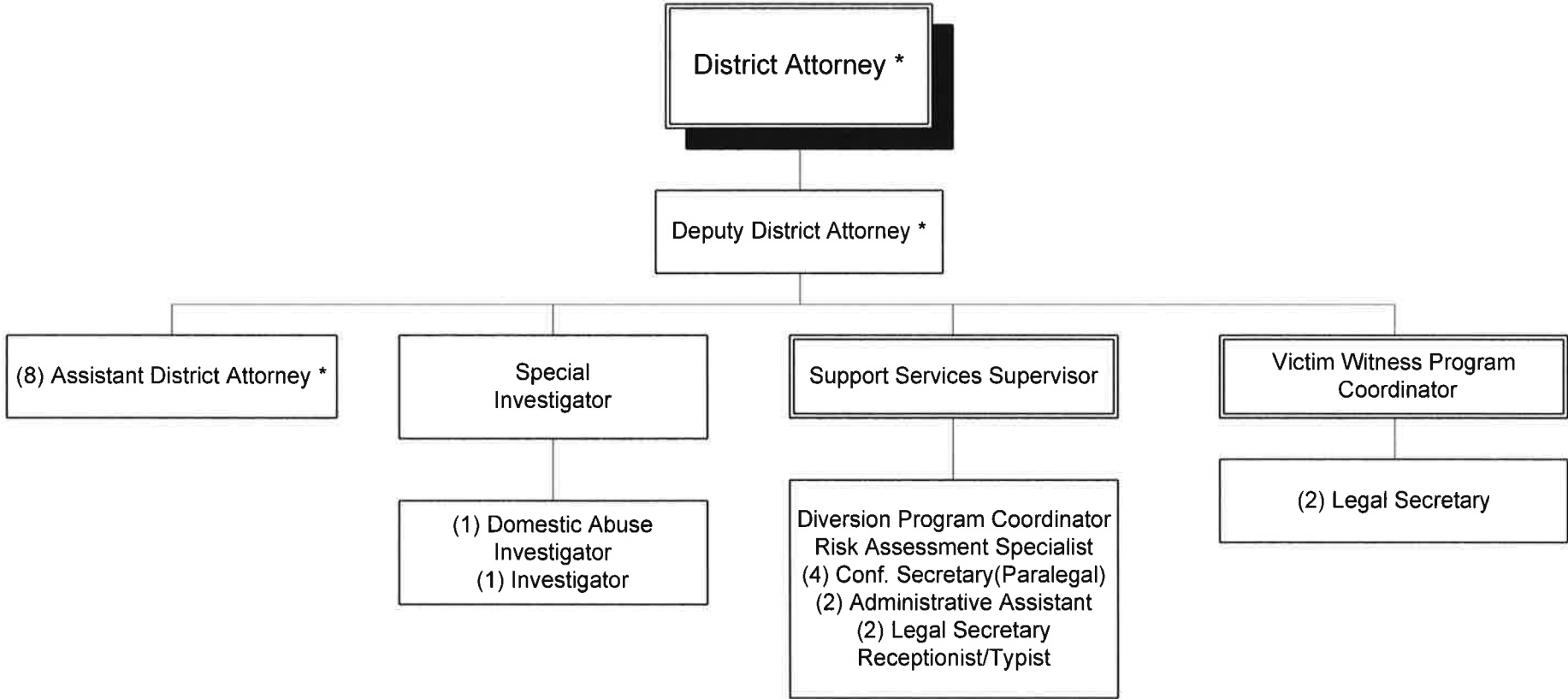
INVESTIGATION: Three investigators who help prepare cases for court or non-prosecution through a variety of investigative means. Maintain security for office staff and victims/witnesses who are subpoenaed and appear in court. Locate and serve all victims/witnesses and cancel those who's cases have settled. Document previous police contacts and criminal records of all clients referred for charges to DA's Office and update and verify warrants for courts and County Clerk's Office.

VICTIM/WITNESS: Full-time Victim/Witness Coordinator and two full-time victim witness assistants acting as liaison between victims and witnesses of crime and the District Attorney's Office staff attorneys.

SUPPORT STAFF: Experienced secretaries, paralegals, clerk and receptionist involved in the preparation of search/arrest warrants, motion papers, trial memoranda, briefs, monitoring alternative and diversion programs and miscellaneous legal documents, as well as the coordination.

INTERN PROGRAM: Utilization of both college and law school students to serve as interns in the District Attorney's Office for assistance in processing and prosecuting various civil and criminal matters.

DISTRICT ATTORNEY



* State Employee

DISTRICT ATTORNEY

**General Fund – Department: 101
2016 BUDGET NARRATIVE**

DEPARTMENT HEAD: Christian Gossett
LOCATION: Winnebago County
Orrin King Building
448 Algoma Blvd.
Oshkosh, WI 54901

TELEPHONE: 236-4977

2015 ACCOMPLISHMENTS:

- 1. Expand use of the 24/7 Drug and Alcohol Programs**
- 2. Implement COMPAS evaluations in criminal prosecution**
- 3. Create statistical analysis system for all diversion programs**
- 4. Continued development of predictive modeling.**

2016 GOALS & OBJECTIVES:

- 1. Make each criminal case a meaningful interaction to best serve the community and the defendant's needs through improved information gathering methods and intervention strategies.**
- 2. Complete the projects for enabling Individualized intervention Diversion Programs.**

DISTRICT ATTORNEY

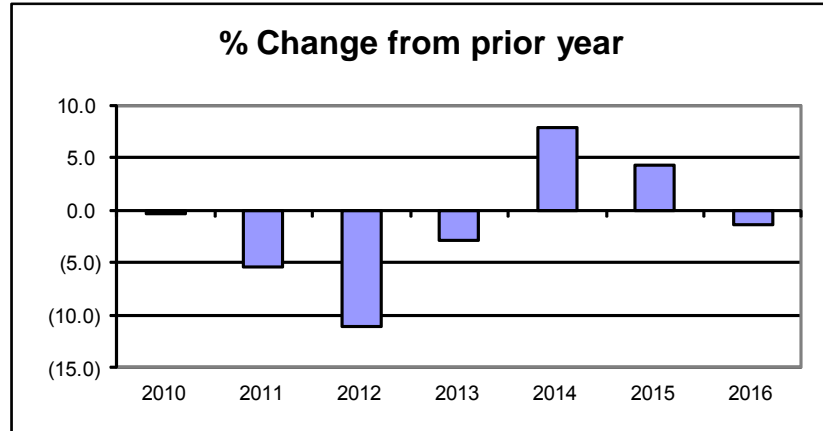
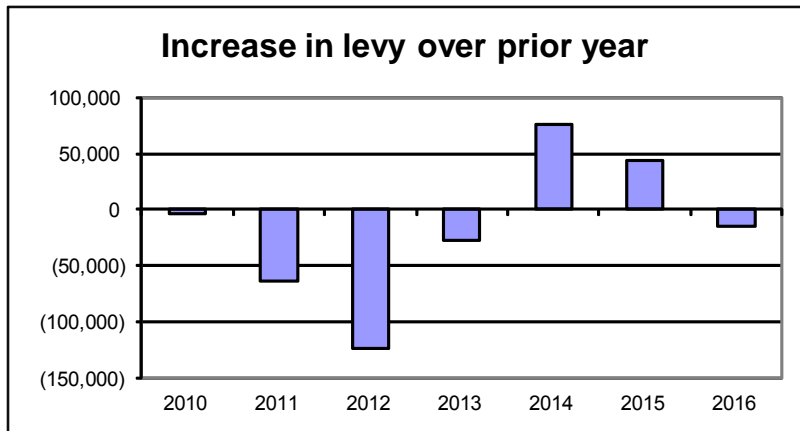
General Fund – Department: 101 2016 BUDGET NARRATIVE HIGHLIGHTS

DEPARTMENT STAFFING:

	2007	2008	2009	2010	2011	2012	2013	2014	2015	2016
Full Time	14	16	16	16	17	17	18	18	18	18
Part Time	0	0	1	1	0	0	0	0	1	0
Total	14	16	17	17	17	17	18	18	19	18

There is one full time Administrative Assistant position added in the 2016 budget. An Investigator position that was shared with the Sheriff Department has been eliminated from this department. The Sheriff wanted this to be a full time position in his department for 2016.

COUNTY LEVY: The tax levy for 2016 is \$1,066,313 a decrease of \$14,543 or 1.3% under 2015.



SIGNIFICANT CHANGES FROM 2015 ADOPTED - District Attorney

Account	Amount	Description
Significant changes from 2015		
Tax Levy 2015	\$ 1,080,856	
Revenue Changes - impact on levy:		
WI Dept of Administration	(35,947)	Increase based on Drug Diversion revenues projected.
Victim Witness Surcharge	3,000	Decrease based on less cases being eligible for surcharge costs/fees.
Other Department Charges	34,788	This account was used as reimbursement from the Sheriff's Department for Crime Analyst part-time position. For 2016, the Sheriff's Department has requested this position full-time in their budget. This amount would be the amount paid to us currently for sharing the position.
Expense Changes - impact on levy:		
Health Insurance	(14,117)	The decrease is the result of changes in coverage selections and health care costs.
WI Retirement	(6,140)	Decrease based on retirement by long-term employee and hiring of entry level employee and moving the Crime Analyst position to the Sheriff's department budget.
Other small changes	3,873	This is a combination of small increases and decreases to revenue and expense accounts.
Tax Levy 2016	\$ 1,066,313	

Financial Summary District Attorney

<u>Items</u>	<u>2015 7-Month Actual</u>	<u>2015 12-Month Estimate</u>	<u>2015 Adopted Budget</u>	<u>2015 Adjusted Budget</u>	<u>2016 Adopted Budget</u>
Total Revenues	198,578	264,353	264,144	264,144	262,303
Labor	654,766	1,181,343	1,210,462	1,210,462	1,193,872
Travel	2,280	6,950	6,950	6,950	6,950
Capital	-	-	-	-	-
Other Expenditures	67,867	146,458	127,588	127,588	127,794
Total Expenditures	724,913	1,334,751	1,345,000	1,345,000	1,328,616
Levy			1,080,856		1,066,313

**Winnebago County
Budget Detail - 2016**

Description	Object	2012 Actual	2013 Actual	2014 Actual	2015 Adopted	2016 Request	2016 Executive	2016 Adopted	% Change From Prior Yr Adopted
Department - 101 - District Attorney									
Revenue									
Intergov Rev:									
WI Dept of Administration	42002	87,700	20,897	126,309	123,356	159,303	159,303	159,303	29.14%
WI Dept of Health and Family S	42017	69,911	74,644	0	0	0	0	0	0.00%
Intergov Rev Subtotal:		157,611	95,541	126,309	123,356	159,303	159,303	159,303	29.14%
Licenses:									
Victim Witness Surcharge	44009	12,474	17,055	18,391	18,000	15,000	15,000	15,000	-16.67%
Licenses Subtotal:		12,474	17,055	18,391	18,000	15,000	15,000	15,000	-16.67%
Fines and Permits:									
Drug Seizures	44104	1,908	(574)	918	5,000	5,000	5,000	5,000	0.00%
Fines and Permits Subtotal:		1,908	(574)	918	5,000	5,000	5,000	5,000	0.00%
Public Services:									
Other Fees	45002	3,349	30,300	31,094	31,000	31,000	31,000	31,000	0.00%
Forms Copies Etc	45003	29,906	29,814	17,167	22,000	22,000	22,000	22,000	0.00%
Warrant Fees	45005	0	10,507	35,566	30,000	30,000	30,000	30,000	0.00%
Public Services Subtotal:		33,255	70,621	83,826	83,000	83,000	83,000	83,000	0.00%
Interfund Revenue:									
Other Department Charges	65081	0	0	0	34,788	0	0	0	-100.00%
Interfund Revenue Subtotal:		0	0	0	34,788	0	0	0	-100.00%
Total Operating Revenue:		205,247	182,643	229,443	264,144	262,303	262,303	262,303	-0.70%
Revenue Total:		205,247	182,643	229,443	264,144	262,303	262,303	262,303	-0.70%

**Winnebago County
Budget Detail - 2016**

Description	Object	2012 Actual	2013 Actual	2014 Actual	2015 Adopted	2016 Request	2016 Executive	2016 Adopted	% Change From Prior Yr Adopted
Department - 101 - District Attorney									
Expense									
Wages:									
Regular Pay	51100	657,304	726,557	756,918	809,622	806,200	817,105	817,105	0.92%
Temporary Employees	51101	0	13,049	2,500	6,000	6,000	6,000	6,000	0.00%
Overtime	51105	1,755	1,466	2,672	1,991	0	0	0	-100.00%
Comp Time	51108	1,969	1,417	955	728	0	0	0	-100.00%
Payroll Sundry Account	51190	30	0	0	0	0	0	0	0.00%
Wages Subtotal:		661,058	742,489	763,046	818,341	812,200	823,105	823,105	0.58%
Fringes Benefits:									
FICA Medicare	51200	47,158	54,019	55,549	62,603	62,089	62,923	62,923	0.51%
Health Insurance	51201	184,969	201,957	214,315	250,418	236,301	236,301	236,301	-5.64%
Dental Insurance	51202	13,871	15,006	15,613	17,004	16,265	16,265	16,265	-4.35%
Workers Compensation	51203	4,848	8,108	2,883	2,727	1,597	1,606	1,606	-41.11%
Unemployment Comp	51204	13,642	0	0	0	0	0	0	0.00%
WI Retirement	51206	29,506	39,933	40,816	55,240	48,380	49,100	49,100	-11.12%
Fringe Benefits Other	51207	3,146	3,487	4,126	4,129	4,511	4,572	4,572	10.73%
Fringes Benefits Subtotal:		297,138	322,511	333,301	392,121	369,143	370,767	370,767	-5.45%
Total Labor:		958,197	1,065,000	1,096,347	1,210,462	1,181,343	1,193,872	1,193,872	-1.37%
Travel:									
Registration Tuition	52001	778	1,415	1,905	2,400	2,400	2,400	2,400	0.00%
Automobile Allowance	52002	3,036	2,660	1,862	2,800	2,800	2,800	2,800	0.00%
Meals	52005	433	674	267	500	500	500	500	0.00%
Lodging	52006	435	918	950	1,000	1,000	1,000	1,000	0.00%
Other Travel Exp	52007	35	117	9	250	250	250	250	0.00%
Taxable Meals	52008	41	110	215	0	0	0	0	0.00%
Travel Subtotal:		4,758	5,894	5,209	6,950	6,950	6,950	6,950	0.00%
Total Travel:		4,758	5,894	5,209	6,950	6,950	6,950	6,950	0.00%

**Winnebago County
Budget Detail - 2016**

Description	Object	2012 Actual	2013 Actual	2014 Actual	2015 Adopted	2016 Request	2016 Executive	2016 Adopted	% Change From Prior Yr Adopted
Department - 101 - District Attorney									
Office:									
Office Supplies	53000	13,751	12,194	10,942	9,500	11,000	11,000	11,000	15.79%
Stationery and Forms	53001	1,266	1,164	1,478	1,300	1,500	1,500	1,500	15.38%
Printing Supplies	53002	4,662	5,210	3,887	5,000	5,000	5,000	5,000	0.00%
Postage and Box Rent	53004	294	354	227	500	500	500	500	0.00%
Computer Supplies	53005	275	171	115	150	150	150	150	0.00%
Computer Software	53006	347	0	0	3,200	1,500	1,500	1,500	-53.13%
Telephone	53008	3,300	3,019	8,588	5,000	5,000	5,000	5,000	0.00%
Telephone Supplies	53009	68	139	0	0	0	0	0	0.00%
Long Distance	53011	0	0	1	0	0	0	0	0.00%
Wireless	53012	9,743	9,424	5,549	12,000	12,000	12,000	12,000	0.00%
Voice and Data Cabling	53014	1,012	2,709	0	0	0	0	0	0.00%
Office Subtotal:		34,719	34,383	30,786	36,650	36,650	36,650	36,650	0.00%
Operating:									
Advertising	53500	542	(450)	55	500	400	400	400	-20.00%
Membership Dues	53502	4,661	4,648	5,233	5,300	5,300	5,300	5,300	0.00%
Food	53520	158	0	113	250	250	250	250	0.00%
Small Equipment	53522	13,035	3,957	2,877	6,000	4,000	4,000	4,000	-33.33%
Medical Supplies	53524	0	43	0	50	50	50	50	0.00%
Legal Fees	53530	503	75	20	50	50	50	50	0.00%
Investigation Expense	53532	13,499	7,493	3,643	6,500	7,000	7,000	7,000	7.69%
Witness Expense	53535	4,491	5,453	5,599	5,000	5,000	5,000	5,000	0.00%
Motor Fuel	53548	212	0	0	0	0	0	0	0.00%
State Special Charges	53563	0	14	0	0	0	0	0	0.00%
Other Miscellaneous	53568	13	0	0	0	0	0	0	0.00%
Small Equipment Technology	53580	643	2,769	0	0	250	250	250	100.00%
Print Duplicate	73003	17,686	21,590	14,564	15,000	15,000	15,000	15,000	0.00%
Postage and Box Rent	73004	10,978	11,195	12,770	10,000	12,000	12,000	12,000	20.00%
Motor Fuel	73548	5,308	5,341	5,128	5,500	5,000	5,000	5,000	-9.09%
Operating Subtotal:		71,728	62,127	50,001	54,150	54,300	54,300	54,300	0.28%

**Winnebago County
Budget Detail - 2016**

Description	Object	2012 Actual	2013 Actual	2014 Actual	2015 Adopted	2016 Request	2016 Executive	2016 Adopted	% Change From Prior Yr Adopted
Department - 101 - District Attorney									
Repairs & Maint:									
Sodium Chloride	54002	24	0	0	0	0	0	0	0.00%
Maintenance Equipment	54022	3,495	2,749	2,240	2,100	2,000	2,000	2,000	-4.76%
Maintenance Vehicles	54023	378	1,181	964	400	0	0	0	-100.00%
Equipment Repairs	54029	409	675	719	800	400	400	400	-50.00%
Equipment Repairs	74029	396	363	330	330	300	300	300	-9.09%
Repairs & Maint Subtotal:		4,702	4,968	4,252	3,630	2,700	2,700	2,700	-25.62%
Contractual Services:									
Legal Services	55001	40	0	60	100	100	100	100	0.00%
Vehicle Repairs	55005	237	961	52	750	3,500	2,500	2,500	233.33%
Transcription Services	55009	4,353	6,029	2,670	3,000	2,500	2,500	2,500	-16.67%
Professional Service	55014	10,396	13,036	32,144	22,200	21,500	21,500	21,500	-3.15%
Building Rental	55042	14,090	0	0	0	0	0	0	0.00%
Medical and Dental	75000	45,211	0	0	0	0	0	0	0.00%
Contractual Services Subtotal:		74,326	20,026	34,926	26,050	27,600	26,600	26,600	2.11%
Insurance Expenses:									
Prop Liab Insurance	76000	6,420	8,688	7,740	7,108	7,544	7,544	7,544	6.13%
Insurance Expenses Subtotal:		6,420	8,688	7,740	7,108	7,544	7,544	7,544	6.13%
Total Other Operating:		191,896	130,193	127,706	127,588	128,794	127,794	127,794	0.16%
Expense Total:		1,154,850	1,201,087	1,229,261	1,345,000	1,317,087	1,328,616	1,328,616	-1.22%
District Attorney Net/(Levy):		(949,602)	(1,018,445)	(999,818)	(1,080,856)	(1,054,784)	(1,066,313)	(1,066,313)	-1.35%

CLERK OF COURTS & COURTS

General Fund – Division: 130
2016 BUDGET NARRATIVE

DEPARTMENT HEAD: Melissa Konrad
LOCATION: Winnebago County
415 Jackson Street
Oshkosh, WI 54901

TELEPHONE: 236-4849

MISSION STATEMENT:

The mission of the Clerk of Courts and Courts is to provide the efficient dispensation of justice in all legal matters brought before the courts. The employees of the Court strive for excellent service and it is through their dedication and professionalism our system is able to implement the policies and procedures established by the judiciary and legislature. The Judges and employees are dedicated to ensuring equal access to court services and enhancing public confidence in the court system.

PROGRAM DESCRIPTION:

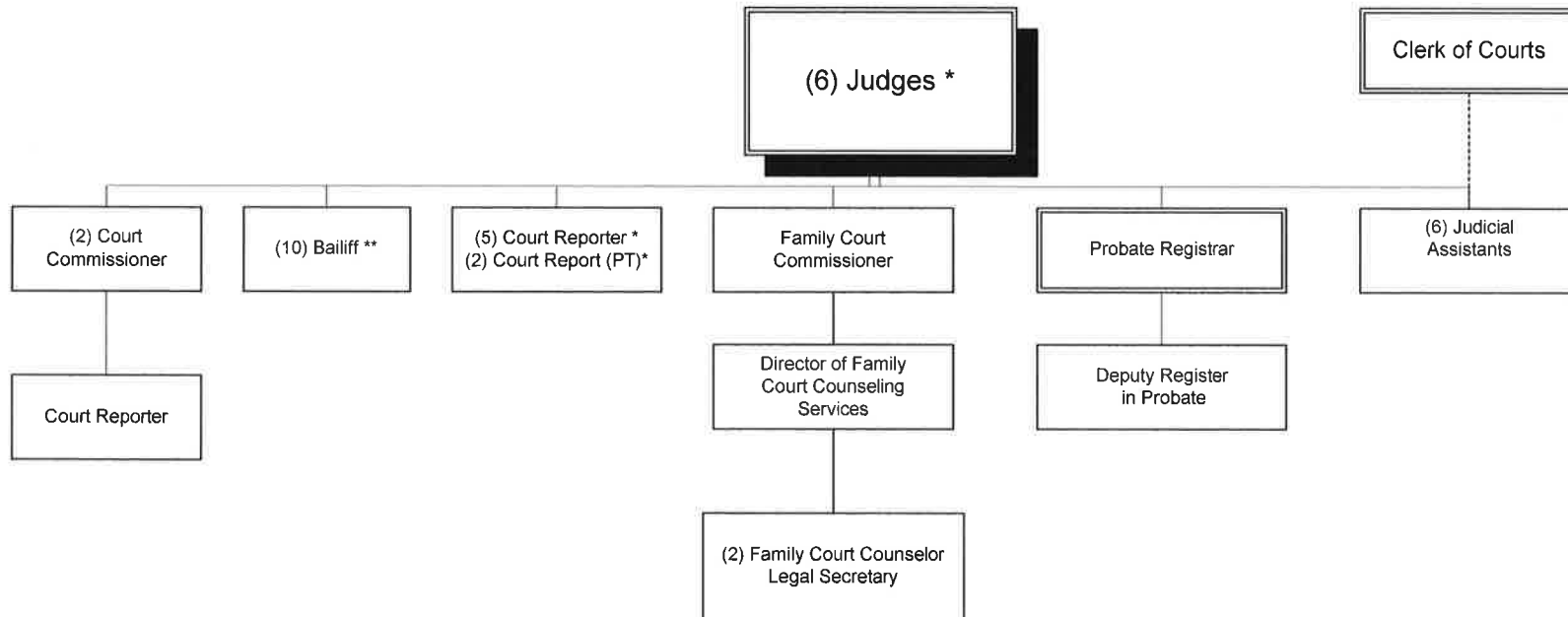
CLERK OF COURTS: The Clerk of Courts is a constitutional office that provides support to the Courts and is responsible for the record keeping of all official court records. Additionally, the Clerk is responsible for jury management, exhibit management, budgeting for the courts and related functions, collections of fines, fees, forfeitures, restitution, attorney fee reimbursements, as well as the yearly court calendars.

FAMILY COURT COMMISSIONER: Hears family actions, temporary hearings, default divorce hearings, post judgment hearings and assists the public with family actions including restraining order hearings and other statutory requirements.

COURT COMMISSIONER: Provides assistance to the Circuit Courts by hearing initial appearances, preliminary and various other hearings on criminal, traffic, ordinance, small claims, juvenile, paternity, and mental and alcohol matters.

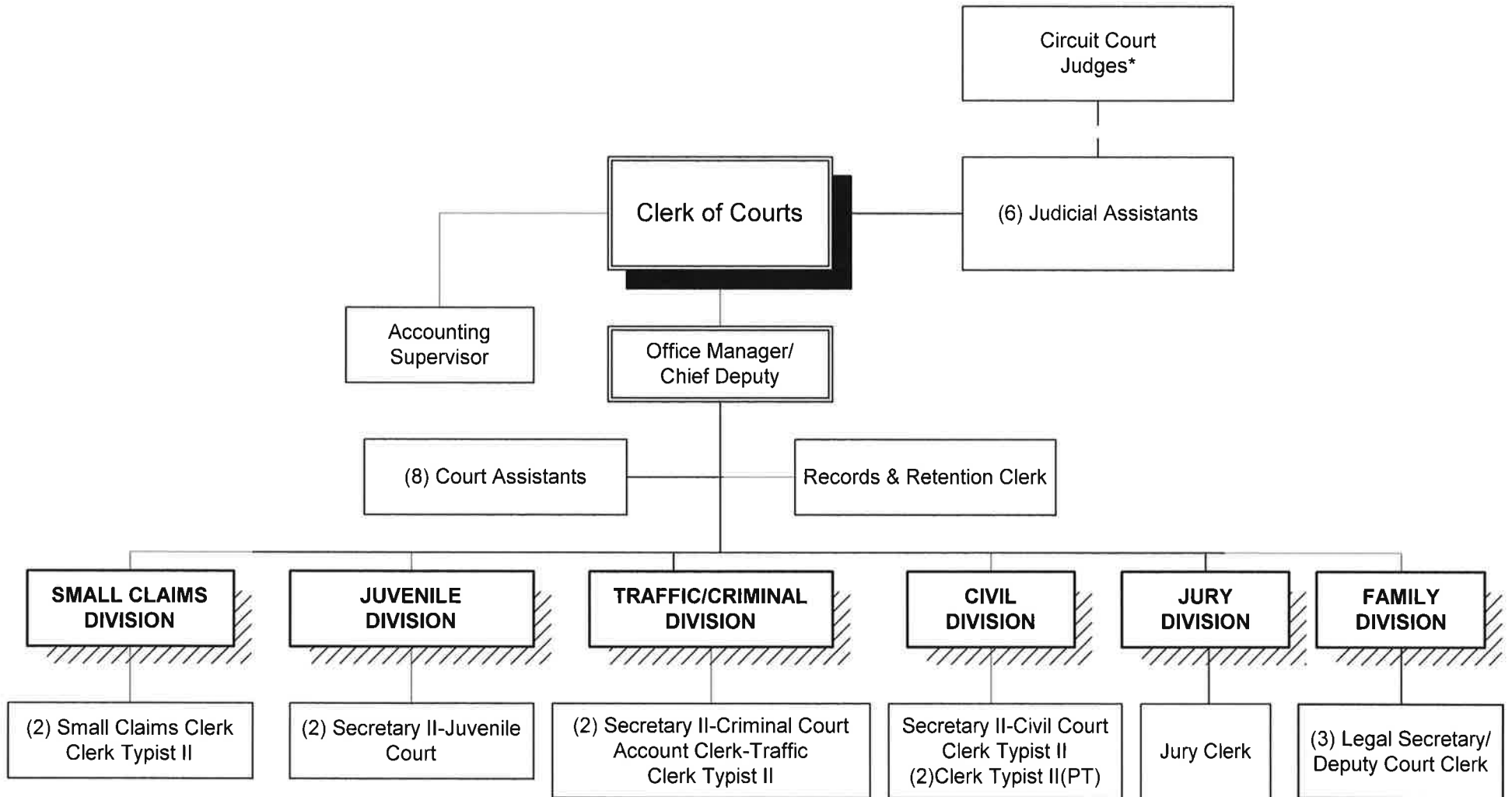
COURTS: Provide for the dispensation of justice in all legal matters brought before them.

CIRCUIT COURTS



* State Employee
** Unclassified Employee

CLERK OF COURTS



* State Employee

CLERK OF COURTS & COURTS

General Fund – Division: 130
2016 BUDGET NARRATIVE

DEPARTMENT HEAD: Melissa M. Konrad
LOCATION: Winnebago County
415 Jackson Street
Oshkosh, WI 54901

TELEPHONE: 236-4849

2015 ACCOMPLISHMENTS:

1. Increased scanning to multiple case types to increase security of court records and decrease long-term storage costs.
2. The Clerk of Court and Courts stayed well within the 2014 budget, we spent \$78,233 less than budgeted.
3. The department has come up with an efficient and effective way to track record retention requirement for all case types
4. The department has been able to purge many old case types after reviewing the proper procedures to make room for more files.
5. The Clerk encourages education. Several Court staff were able to attend regional training in Neenah.
6. The Clerks office was able to obtain a Paternity position for 2015 that is funded through the Child Support Agency. This has allowed us to become almost paperless with paternity cases. This saves time and money, as well as space.
7. Consolidated the Clerk of Courts office; now instead of three offices on the fourth floor, there is one counter, this created a much more public-friendly environment and increased the efficiency of the staff through cross-training.
8. The Courts are evaluating all programs that the Judicial System offers to make sure the programs are effective and affordable.
9. The Clerk of Courts and Courts worked with the DA's office to effectively use jurors for trial.
10. The Clerk of Courts was able to obtain another bulk scanner from the State to increase scanning.
11. The Clerk of Courts was able to obtain multiple desktop scanners from the State for the staff.
12. The Judges are now paperless in traffic court.

2016 GOALS & OBJECTIVES:

- 1. To expand scanning to more case types in order to create more efficiency and reduce the need for more space.**
- 2. To continue to work with attorneys and the public to market e-filing to increase use among court users.**
- 3. To work with the DA's office to get an interface between our offices for complaints to be sent over electronically.**
- 4. To further review and cut costs in association with jurors summonsed for trial.**
- 5. To work on file retention and purging old files at Butler storage with the long range plan of having all of the files at the Courthouse.**
- 6. Continue to work with the Department of Revenue to intercept tax monies for fines and unpaid judgments and work with the collection agency for all unpaid court costs, fines and forfeitures that the department is unable to collect through tax intercept.**
- 7. Continue aggressive collection efforts for unpaid court costs, fines and forfeitures regardless of the age of the receivable in order to ensure compliance by defendants and increase revenue for the State and the County.**
- 8. Encourage payment plans to customers, and also increase the price minimally to offset the cost to monitor those on payment plans.**
- 9. Continue to meet regularly with court staff and business partners to develop procedures that maintain our current high standard for court processing and customer service as caseloads increase and funding decreases.**
- 10. Continue efforts of a long range plan for security and space needs for the Courts and court related offices; with the objective to become more user friendly for constituents and decrease costs associated with renting space from the City of Oshkosh (the Public Safety Building).**
- 11. Increase scanning to increase security of records and decrease long-term storage costs and potential costs of a relocation of the office.**
- 12. Continue to encourage attorneys to e-file. This is a cost effective way to decrease amount of storage, postage and staff time.**
- 13. To continue to support the movement toward requiring attorneys to efile cases.**
- 14. To accommodate those with hearing impairments with equal access to justice.**

CLERK OF COURTS AND COURTS

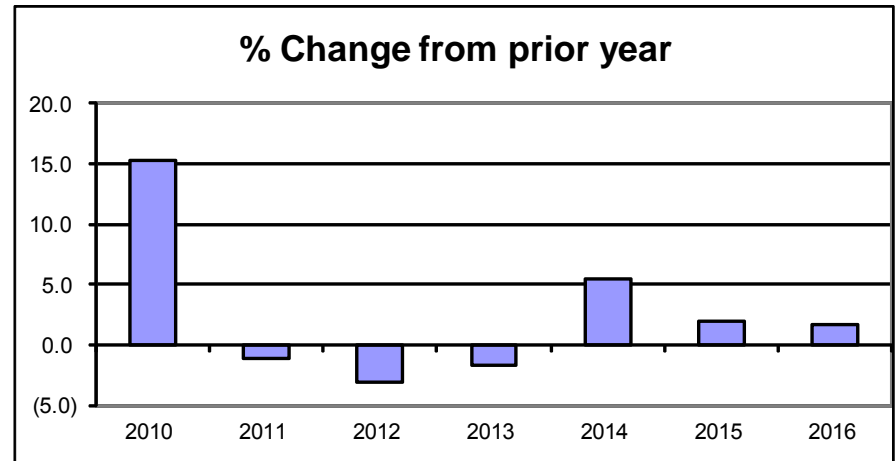
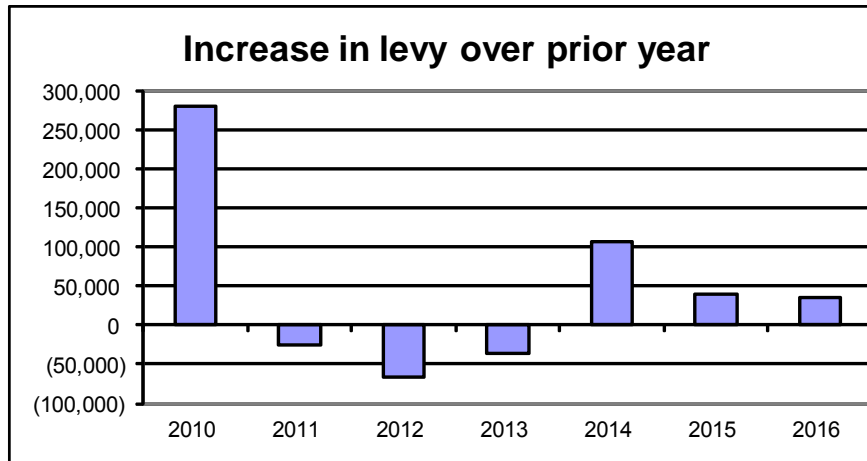
General Fund – Division: 130 2016 BUDGET NARRATIVE HIGHLIGHTS

DEPARTMENT STAFFING:

	2007	2008	2009	2010	2011	2012	2013	2014	2015	2016
Full Time	41	42	42	43	43	43	44	44	44	43
Part Time	2	2	2	2	2	2	2	2	2	2
Total	43	44	44	45	45	45	46	46	46	45

The following changes occurred in the department staffing table; a decrease of a full time VIP Program Coordinator, a decrease of a full time Teen Court Program Coordinator, an increase of a Records and Retention Clerk.

COUNTY LEVY: The tax levy for 2016 is \$2,182,207, an increase of \$36,308 or 1.7% over 2015.



SIGNIFICANT CHANGES FROM 2015 ADOPTED - Clerk of Courts

Account	Amount	Description
Significant changes from 2015		
Tax Levy 2015	\$ 2,145,899	
Revenue Changes - impact on levy:		
Marriage Licenses	(3,000)	Increase in projected marriage license filings to more closely reflect history.
County Fines	20,000	Decrease because more defendants are going through diversion programming with the DA, which is pre-charged and no money is received in the Clerk of Court's office from defendant fines.
State Fines	41,000	Decrease based on historic trends of decreasing state fine revenue and amounts received year to year.
Municipal Forfeiture	(6,000)	Increase based on 2015 amounts received to date and continuing increasing trends.
Probate Fees	5,000	Decrease based on the unpredictability of the estate filing.
Other Fees	85,000	Decrease based on 2015 amounts received to date and projected amounts.
Legal Fees Reimbursed	25,000	Decrease based on indigency calculation provided by the State Public Defender.
Client Cost Share Fees	22,300	Most of the revenues previously going here have been moved to accounts that better describe the revenue source.
Passport Fees	(5,000)	Projected increase in passport filings based on past years history.
Expense Changes - impact on levy:		
Temporary Employees	(12,000)	Decrease based on the addition of a full-time Records Manager, reducing the need for one non-classified position.
Bailiff and Matron	(15,000)	Decrease based on 2014 actual and current year to date expense.
FICA Medicare	(8,060)	Decrease based on the loss of two staff members in programs no longer offered.
WI Retirement	(9,601)	Decrease based on the loss of two staff members in programs no longer offered.
Telephone	2,690	Increase due to accounts that were separate (phone, wireless, pagers) now all being rolled back into this one account number.
Subscriptions	(3,850)	Decrease based on the Law Library no longer using paper copies of books.
Small Equipment	3,590	Desk and chair replacements. Many are old and falling apart.
Jury Expense	(24,000)	Decrease because more defendants are going through diversion programming with the DA, which is resulting in less court activity.

SIGNIFICANT CHANGES FROM 2015 ADOPTED - Clerk of Courts

Account	Amount	Description
Interpreter Fees	(5,400)	Decrease because more defendants are going through diversion programming with the DA, which is resulting in less court activity.
Other small changes	(76,361)	This is a combination of small increases and decreases to revenue and expense accounts.
Tax Levy 2016	\$ 2,182,207	

**Financial Summary
Clerk of Courts and Courts**

<u>Items</u>	<u>2015 7-Month Actual</u>	<u>2015 12-Month Estimate</u>	<u>2015 Adopted Budget</u>	<u>2015 Adjusted Budget</u>	<u>2016 Adopted Budget</u>
Total Revenues	1,085,012	1,674,717	2,020,608	2,020,608	1,863,800
Labor	1,711,258	3,120,106	3,115,978	3,115,978	3,048,168
Travel	4,881	11,906	13,180	18,180	11,170
Capital	-	-	-	-	-
Other Expenditures	482,976	969,376	1,037,349	1,037,349	986,669
Total Expenditures	2,199,115	4,101,388	4,166,507	4,171,507	4,046,007
Levy			2,145,899		2,182,207

Winnebago County Budget Detail - 2016

Description	Object	2012 Actual	2013 Actual	2014 Actual	2015 Adopted	2016 Request	2016 Executive	2016 Adopted	% Change From Prior Yr Adopted
Division - 130 - Courts									
Revenue									
Intergov Rev:									
WI Children and Families	42005	56,402	50,243	52,042	101,400	101,400	101,400	101,400	0.00%
WI Dept of Justice	42018	597,827	586,958	608,743	612,108	612,108	641,000	641,000	4.72%
Intergov Rev Subtotal:		654,229	637,201	660,784	713,508	713,508	742,400	742,400	4.05%
Licenses:									
Marriage Licenses	44000	28,800	31,200	33,060	27,000	30,000	30,000	30,000	11.11%
Occupational Drivers Licenses	44005	580	700	260	600	200	200	200	-66.67%
Licenses Subtotal:		29,380	31,900	33,320	27,600	30,200	30,200	30,200	9.42%
Fines and Permits:									
County Fines	44100	196,472	172,716	156,624	170,000	150,000	150,000	150,000	-11.76%
State Fines	44101	285,551	265,577	222,025	263,000	222,000	222,000	222,000	-15.59%
Municipal Forfeiture	44109	0	20,195	40,210	26,000	32,000	32,000	32,000	23.08%
Fines and Permits Subtotal:		482,022	458,488	418,859	459,000	404,000	404,000	404,000	-11.98%
Public Services:									
Probate Fees	45001	50,855	50,606	60,770	50,000	45,000	45,000	45,000	-10.00%
Other Fees	45002	491,189	419,927	321,971	380,000	295,000	295,000	295,000	-22.37%
Forms Copies Etc	45003	29,583	33,482	32,324	28,000	26,000	26,000	26,000	-7.14%
Support Filing Applic	45006	3,330	2,870	3,338	2,700	2,700	2,700	2,700	0.00%
Mediation	45007	11,516	23,393	14,726	20,000	18,000	18,000	18,000	-10.00%
Search Notice Fees	45008	1,258	6,135	10,255	9,000	9,500	9,500	9,500	5.56%
Legal Fees Reimbursed	45026	123,357	138,624	107,717	135,000	110,000	110,000	110,000	-18.52%
Client Cost Shares Fees	45035	26,513	31,349	17,555	22,300	0	0	0	-100.00%
Other Public Charges	45057	26,798	34,454	32,484	27,000	27,000	27,000	27,000	0.00%
Custody Study	45070	0	13,420	21,015	16,000	18,000	18,000	18,000	12.50%
Payment Plan Fees	45072	0	4,320	6,510	5,000	5,500	5,500	5,500	10.00%
Restitution 5 Percent	45073	0	1,044	3,572	3,000	3,100	3,100	3,100	3.33%
Passport Fee	45075	0	14,275	29,613	22,000	27,000	27,000	27,000	22.73%

Winnebago County Budget Detail - 2016

Description	Object	2012 Actual	2013 Actual	2014 Actual	2015 Adopted	2016 Request	2016 Executive	2016 Adopted	% Change From Prior Yr Adopted
Division - 130 - Courts									
Witness Fees Reimbursed	45077	0	1,183	2,724	3,000	2,400	2,400	2,400	-20.00%
Juvenile Legal Fees Reimbursed	45078	0	756	2,889	2,500	3,000	3,000	3,000	20.00%
Public Services Subtotal:		764,398	775,839	667,462	725,500	592,200	592,200	592,200	-18.37%
Intergov Services:									
Family Court Counseling	43000	11,691	15,014	21,174	18,000	18,000	18,000	18,000	0.00%
Cost Share Municipalities	43016	635	840	504	0	0	0	0	0.00%
Intergov Services Subtotal:		12,326	15,855	21,677	18,000	18,000	18,000	18,000	0.00%
Interfund Revenue:									
Professional Services	63002	5,000	0	0	0	0	0	0	0.00%
Interfund Revenue Subtotal:		5,000	0	0	0	0	0	0	0.00%
Total Operating Revenue:		1,947,354	1,919,282	1,802,103	1,943,608	1,757,908	1,786,800	1,786,800	-8.07%
Interest:									
Interest Investments	48000	79,226	77,842	77,296	77,000	77,000	77,000	77,000	0.00%
Interest Subtotal:		79,226	77,842	77,296	77,000	77,000	77,000	77,000	0.00%
Misc Revenues:									
Other Miscellaneous Revenues	48109	1,071	805	0	0	0	0	0	0.00%
Misc Revenues Subtotal:		1,071	805	0	0	0	0	0	0.00%
Total Non-Operating Revenue:		80,297	78,647	77,296	77,000	77,000	77,000	77,000	0.00%
Revenue Total:		2,027,651	1,997,929	1,879,399	2,020,608	1,834,908	1,863,800	1,863,800	-7.76%

Winnebago County Budget Detail - 2016

Description	Object	2012 Actual	2013 Actual	2014 Actual	2015 Adopted	2016 Request	2016 Executive	2016 Adopted	% Change From Prior Yr Adopted
Division - 130 - Courts									
Expense									
Wages:									
Regular Pay	51100	1,940,512	2,017,090	2,065,493	2,064,644	1,986,662	2,026,047	2,026,047	-1.87%
Temporary Employees	51101	6,105	11,477	9,460	18,000	9,000	6,000	6,000	-66.67%
Bailiff And Matron	51104	62,733	130,080	115,200	130,000	115,000	115,000	115,000	-11.54%
Overtime	51105	7,850	3,081	4,089	9,398	9,398	9,398	9,398	0.00%
Other Per Diem	51107	63,920	(560)	2,000	0	0	0	0	0.00%
Comp Time	51108	3,942	3,444	2,952	4,000	3,000	3,000	3,000	-25.00%
Payroll Sundry Account	51190	93	890	6,361	0	0	0	0	0.00%
Wages Subtotal:		2,085,155	2,165,501	2,205,555	2,226,042	2,123,060	2,159,445	2,159,445	-2.99%
Fringes Benefits:									
FICA Medicare	51200	149,215	158,396	159,701	160,760	152,700	155,713	155,713	-3.14%
Health Insurance	51201	495,781	495,481	486,275	533,342	531,458	545,330	545,330	2.25%
Dental Insurance	51202	33,610	36,375	37,914	39,703	36,790	37,877	37,877	-4.60%
Workers Compensation	51203	10,150	14,051	4,859	3,356	3,177	3,211	3,211	-4.32%
Unemployment Comp	51204	1,352	814	402	0	0	0	0	0.00%
WI Retirement	51206	108,173	128,561	137,646	142,246	132,645	135,244	135,244	-4.92%
Fringe Benefits Other	51207	11,054	9,359	12,918	10,529	11,127	11,348	11,348	7.78%
Fringes Benefits Subtotal:		809,335	843,038	839,714	889,936	867,897	888,723	888,723	-0.14%
Total Labor:		2,894,490	3,008,539	3,045,269	3,115,978	2,990,957	3,048,168	3,048,168	-2.18%
Travel:									
Registration Tuition	52001	2,226	2,269	1,286	3,968	3,368	3,368	3,368	-15.12%
Automobile Allowance	52002	4,867	4,793	4,563	5,115	5,607	5,607	5,607	9.61%
Meals	52005	224	454	429	1,161	435	435	435	-62.53%
Lodging	52006	1,362	1,570	1,250	2,936	1,760	1,760	1,760	-40.05%
Other Travel Exp	52007	25	34	48	0	0	0	0	0.00%
Taxable Meals	52008	89	251	85	0	0	0	0	0.00%
Travel Subtotal:		8,794	9,371	7,661	13,180	11,170	11,170	11,170	-15.25%
Total Travel:		8,794	9,371	7,661	13,180	11,170	11,170	11,170	-15.25%

Winnebago County Budget Detail - 2016

Description	Object	2012 Actual	2013 Actual	2014 Actual	2015 Adopted	2016 Request	2016 Executive	2016 Adopted	% Change From Prior Yr Adopted
Division - 130 - Courts									
Office:									
Office Supplies	53000	15,518	8,455	10,565	12,475	11,400	11,400	11,400	-8.62%
Stationery and Forms	53001	11,232	5,508	17,318	11,080	10,350	10,350	10,350	-6.59%
Printing Supplies	53002	7,322	13,511	14,373	13,685	13,500	13,500	13,500	-1.35%
Postage and Box Rent	53004	2,001	2,150	1,885	2,410	2,285	2,285	2,285	-5.19%
Computer Supplies	53005	0	59	0	0	0	0	0	0.00%
Telephone	53008	6,307	8,163	8,088	6,310	13,180	9,000	9,000	42.63%
Telephone Supplies	53009	0	58	0	0	0	0	0	0.00%
Long Distance	53011	0	0	2	10	0	0	0	-100.00%
Voice and Data Cabling	53014	358	308	83	540	300	0	0	-100.00%
Office Subtotal:		42,737	38,211	52,313	46,510	51,015	46,535	46,535	0.05%
Operating:									
Advertising	53500	60	33	0	0	0	0	0	0.00%
Subscriptions	53501	6,333	6,204	2,052	5,690	1,840	1,840	1,840	-67.66%
Membership Dues	53502	1,550	2,078	1,726	2,350	2,035	2,035	2,035	-13.40%
Publish Legal Notices	53503	75	22	0	200	200	200	200	0.00%
Small Equipment	53522	7,914	3,895	2,376	6,010	7,600	9,600	9,600	59.73%
Other Operating Supplies	53533	840	370	0	1,000	3,000	0	0	-100.00%
Witness Expense	53535	8,206	8,037	3,386	14,730	13,540	11,440	11,440	-22.34%
Jury Expense	53536	127,703	137,148	83,744	128,000	104,000	104,000	104,000	-18.75%
Interpreter Fees	53537	39,296	33,304	26,357	36,400	31,000	31,000	31,000	-14.84%
Small Equipment Technology	53580	820	392	2,154	700	700	700	700	0.00%
Print Duplicate	73003	18,130	21,308	17,056	19,400	17,900	17,900	17,900	-7.73%
Postage and Box Rent	73004	62,783	67,386	64,636	68,650	67,100	67,100	67,100	-2.26%
Operating Subtotal:		273,711	280,178	203,487	283,130	248,915	245,815	245,815	-13.18%
Repairs & Maint:									
Maintenance Equipment	54022	6,685	4,451	4,066	6,516	5,000	5,000	5,000	-23.27%
Equipment Repairs	54029	3,868	6,878	3,382	6,985	5,800	5,800	5,800	-16.96%
Equipment Repairs	74029	1,023	924	891	991	865	865	865	-12.71%
Repairs & Maint Subtotal:		11,577	12,253	8,339	14,492	11,665	11,665	11,665	-19.51%

**Winnebago County
Budget Detail - 2016**

Description	Object	2012 Actual	2013 Actual	2014 Actual	2015 Adopted	2016 Request	2016 Executive	2016 Adopted	% Change From Prior Yr Adopted
Division - 130 - Courts									
Contractual Services:									
Medical and Dental	55000	167,820	208,099	138,846	187,000	181,000	181,000	181,000	-3.21%
Legal Services	55001	371,279	367,974	353,862	403,250	416,050	398,050	398,050	-1.29%
Transcription Services	55009	6,339	6,915	5,822	8,200	8,000	8,000	8,000	-2.44%
Professional Service	55014	18,702	13,599	18,072	15,900	15,800	15,800	15,800	-0.63%
Collection Services	55015	0	50	0	0	0	0	0	0.00%
Security Service	55028	231	50	50	0	0	0	0	0.00%
Mediation Services	55038	65,000	59,583	65,000	65,000	65,000	65,000	65,000	0.00%
Contractual Services Subtotal:		629,372	656,271	581,653	679,350	685,850	667,850	667,850	-1.69%
Insurance Expenses:									
Prop Liab Insurance	76000	11,460	12,708	12,732	13,867	14,804	14,804	14,804	6.76%
Insurance Expenses Subtotal:		11,460	12,708	12,732	13,867	14,804	14,804	14,804	6.76%
Total Other Operating:		968,856	999,622	858,524	1,037,349	1,012,249	986,669	986,669	-4.89%
Expense Total:		3,872,140	4,017,532	3,911,454	4,166,507	4,014,376	4,046,007	4,046,007	-2.89%
Courts Net/(Levy):		(1,844,489)	(2,019,602)	(2,032,055)	(2,145,899)	(2,179,468)	(2,182,207)	(2,182,207)	1.69%

**CLERK OF COURTS AND COURTS
PROGRAM BUDGETS**

NAME	NUMBER	LABOR	TRAVEL & MEETINGS	CAPITAL	OTHER EXPENSES	TOTAL EXPENSES	REVENUES	TOTALS BY YEAR			ANNUAL PERCENT INCREASES	
								2016 ADOPTED	2015 ADOPTED	2014 ADOPTED	2016 OVER 2015	2015 OVER 2014
Clerk of Courts Revenues	1130	1,820,694	3,823	-	261,028	2,085,545	1,658,400	2,085,545 (1,658,400)	2,022,530 (1,795,908)	1,926,875 (1,857,719)	3.1 (7.7)	5.0 (3.3)
Circuit Court I Revenues	1131	65,056	-	-	99,872	164,928	-	164,928 -	165,017 -	166,502 -	(0.1) N/A	(0.9) N/A
Circuit Court II Revenues	1132	53,277	175	-	100,452	153,904	-	153,904 -	150,539 -	170,097 -	2.2 N/A	(11.5) N/A
Circuit Court III Revenues	1133	67,771	-	-	99,841	167,612	-	167,612 -	173,098 -	174,113 -	(3.2) N/A	(0.6) N/A
Circuit Court IV Revenues	1134	76,620	-	-	99,857	176,477	-	176,477 -	175,650 -	177,078 -	0.5 N/A	(0.8) N/A
Circuit Court V Revenues	1135	66,684	-	-	99,947	166,631	-	166,631 -	171,005 -	167,586 -	(2.6) N/A	2.0 N/A
Circuit Court VI Revenues	1136	63,618	-	-	99,918	163,536	-	163,536 -	163,857 -	164,628 -	(0.2) N/A	(0.5) N/A
Teen Court Revenues	1140	-	-	-	-	-	-	- -	80,215 (300)	78,035 (500)	(100.0) (100.0)	2.8 (40.0)
VIP Revenues	1141	-	-	-	-	-	-	- -	88,522 (22,000)	86,304 (26,000)	(100.0) (100.0)	2.6 (15.4)
Family Court Commissioner Revenues	1142	99,804	1,325	-	80,456	181,585	101,400	181,585 (101,400)	300,117 (101,400)	297,022 (51,000)	(39.5) 0.0	1.0 98.8
Court Commissioner Revenues	1143	276,478	1,038	-	21,303	298,819	-	298,819 -	191,622 -	155,558 -	55.9 N/A	23.2 N/A
Law Library Revenues	1144	-	-	-	150	150	-	150 -	3,650 -	3,685 -	(95.9) N/A	(0.9) N/A
Probate Revenues	1146	148,686	529	-	13,150	162,365	-	162,365 -	160,095 -	156,850 -	1.4 N/A	2.1 N/A
Family Court Counseling Revenues	1149	309,480	4,280	-	10,695	324,455	104,000	324,455 (104,000)	320,590 (101,000)	406,944 (90,800)	1.2 3.0	(21.2) 11.2
Grand Totals		<u>3,048,168</u>	<u>11,170</u>	<u>-</u>	<u>986,669</u>	<u>4,046,007</u>	<u>1,863,800</u>	<u>2,182,207</u>	<u>2,145,899</u>	<u>2,105,258</u>	1.7	1.9

SHERIFF'S OFFICE

General Fund – Division: 110
2016 BUDGET NARRATIVE

DEPARTMENT HEAD: John Matz
LOCATION: Sheriff's Office
4311 Jackson Street
Oshkosh, WI 5901

TELEPHONE: 236-7300

MISSION STATEMENT:

The Winnebago County Sheriff's Office is committed to providing comprehensive public safety services in partnership with its citizens to promote a safe and secure community.

PROGRAM DESCRIPTION:

BOAT PATROL: Patrol the waterways within Winnebago County and enforce state boating laws and county ordinances. Investigate boating accidents and respond to emergencies and boaters in distress. Work in conjunction with local fire departments to provide rescue and recovery operations on both open and frozen bodies of water.

COMMUNICATIONS - E911: Receive emergency and non-emergency calls for service. Dispatch and coordinate the response of Law Enforcement, Fire Fighters, EMS and Emergency Management. Monitor activities of emergency personnel and provide logistical support to facilitate their efforts.

CORRECTIONS: Manage the Winnebago County Jail in accordance with Wisconsin State Statutes and Administrative Code. Ensure incarcerated citizens are secure and provided resources that aid in their rehabilitation. Administer alternatives to incarceration and court ordered programming that allows individuals to remain in the community.

COURT SERVICES: Provide security to the campus of the Winnebago County Courthouse. Tend to the Courts' transporting of prisoners, service of civil process and apprehension of persons with outstanding arrest warrants. Support all divisions within the Sheriff's Office by documenting, maintaining and dispensing records and reports.

CRIME PREVENTION AND COMMUNITY SERVICES: Advocate pro-active crime prevention and educational initiatives using collaborative community efforts. Partnerships include Neighborhood and Business Watch, on site security surveys, PAWS (Potentially Abusive Workplace Situations), D.A.R.E., and the 911 emergency phone program. The Sheriff's Office is also involved extensively in multi-jurisdictional community coalitions such as Re:Th!nk, Fox Valley Safe Kids, Crime Stoppers, and TRICOM.

DETECTIVE: Conduct complex investigations requiring specialized training and experience to apprehend individuals who have violated local, state and federal laws. Maximize efficiency and effectiveness through peer networking and incorporating traditional investigative techniques with the most current technological resources available. Actions are focused on advocating victim's rights, enhancing the safety and security of citizens, and working for the greater good.

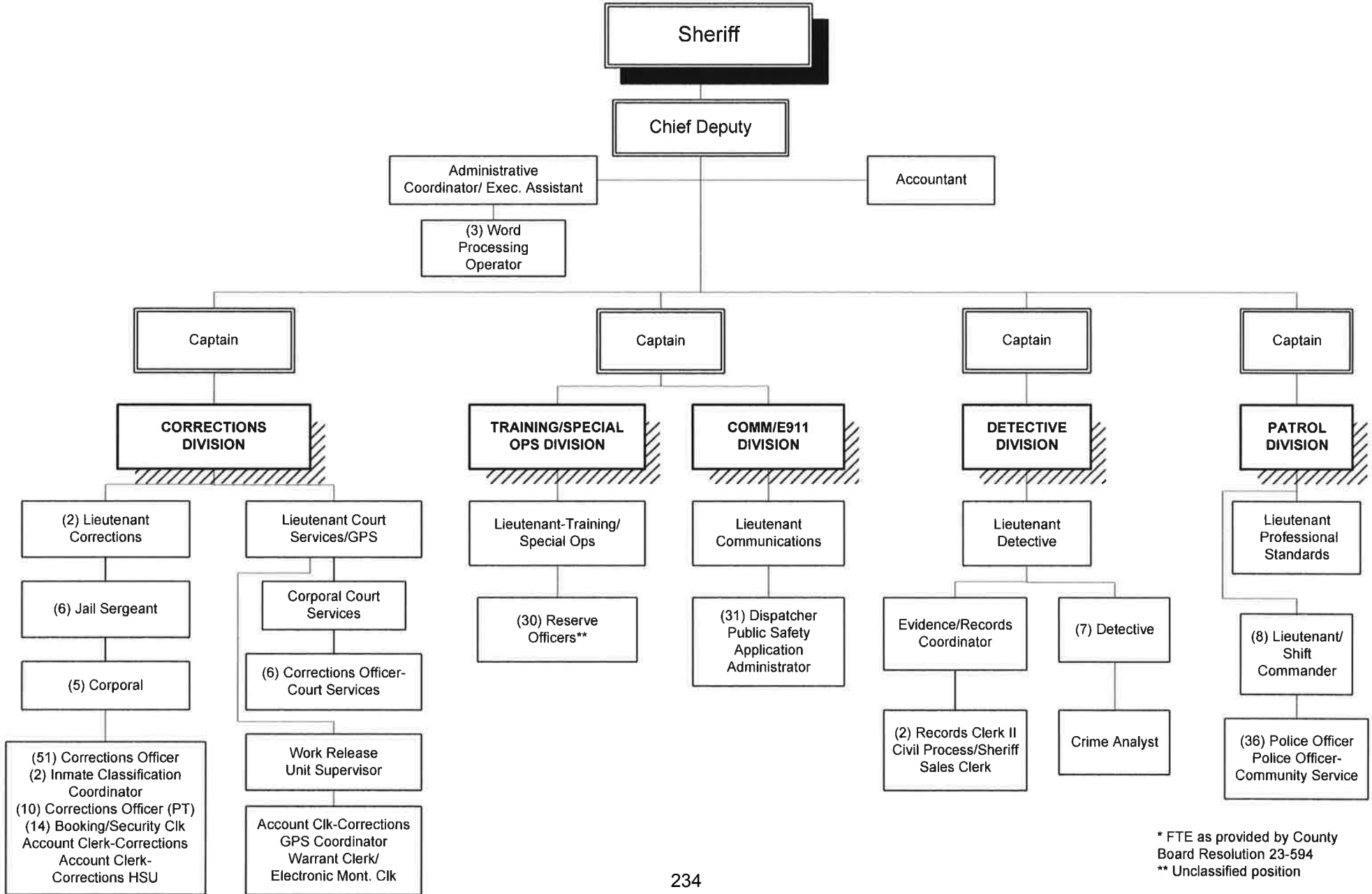
PATROL: Provide proactive law enforcement and protection services to the citizens of Winnebago County. Thoroughly investigate complaints and traffic crashes with fair and neutral application of state and local laws. Resolve calls for service and conflicts using problem solving strategies and mediation techniques. Focus enforcement efforts on initiatives that improve highway safety and overall quality of life within Winnebago County. Use education and community based policing strategies to garner citizen support and deter crime.

RESERVES: Support the Sheriff's Office mission by providing supplemental personnel to conduct traffic control, crowd control, event security, courthouse security and boat patrol. Provides cost effective law enforcement and security solutions for those individuals and organizations choosing to contract directly for these services.

SNOW PATROL: Patrol the public trails and frozen waterways within Winnebago County during the winter months enforcing state laws and county ordinances. Work in cooperation with the DNR and local interest groups in an effort to provide safe and courteous use of natural resources.

TRAINING: Ensure that staff members are prepared to provide quality service to the citizens of Winnebago County. Instructs employees on the core competencies of their position and provides advanced continuing education. Manages risk by adopting standards and policies that meet or exceed the professional requirements of the position. Adapts to the ever evolving criminal justice system by providing the most current, relevant and realistic training germane to the employee's position.

SHERIFF



* FTE as provided by County Board Resolution 23-594

** Unclassified position

SHERIFF'S OFFICE

**General Fund – Division: 110
2016 BUDGET NARRATIVE**

DEPARTMENT HEAD: John Matz
LOCATION: Sheriff's Office
4311 Jackson Street
Oshkosh, WI 54901

TELEPHONE: 236-7300

2015 ACCOMPLISHMENTS:

- 1. Combated child exploitation through forensic computer examinations and affiliation with the Wisconsin Internet Crimes Against Children coalition.**
- 2. Closed out the Capital Improvement Radio Project in excess of \$150,000 under budget.**
- 3. Expanded diversion programming by creating the “Good Choices Program” for 1st time offenders under the Winnebago County Safe Streets Initiative.**
- 4. Installed a digital full body security screening system to combat the introduction of contraband into the Jail.**
- 5. Expanded the 24/7 drug pilot program with increased number of program participants.**
- 6. In partnership with the Winnebago County Health Department, received grant funding and implemented a pilot Teen Driving Coalition at Neenah High School.**
- 7. Spearheaded the Winnebago County Child Abduction Response Team to include training and testing through an Emergency Management exercise.**
- 8. Satisfied the requirements for professional law enforcement accreditation and applied for WILEAG review and assessment.**
- 9. Upgraded (5) positions from Sergeant to Lieutenant rank increasing the supervisory effectiveness and efficiency of the Agency.**
- 10. Replaced the video court system in Branch 3 allowing for continued operational efficiency.**

2016 GOALS & OBJECTIVES:

- 1. Expand the digital recording of police/citizen contacts through the purchase of body worn cameras.**
- 2. Provide expanded capabilities of the Radio System to public safety subscribers by utilization of Over the Air Programming (OTAP) and use of the State WISCOM Inter-Sub System Interface (ISSI) gateway.**
- 3. Increase effectiveness of child exploitation investigations by reclassifying the Crime Analyst position from part-time to full-time.**
- 4. In partnership with the Facilities Department, oversee the construction of the Courthouse Security Center.**
- 5. Install a booking station at the Courthouse to comply with new DNA collection legislation and court ordered fingerprint and photo bookings.**
- 6. Upgrade the Northpointe Offender Classification software to provide better assessment of inmates and comply with Prison Rape Elimination Act screening requirements.**
- 7. Expand the Winnebago County Teen Driver Coalition to combat teen driving hazards and increase overall highway safety.**
- 8. Work closely with the DOT during the US 10/441 road construction project to provide a safe work zone for workers and motorists.**

SHERIFF

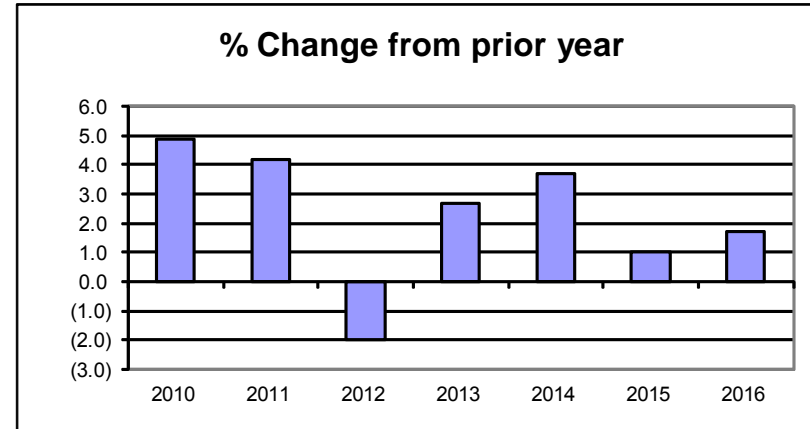
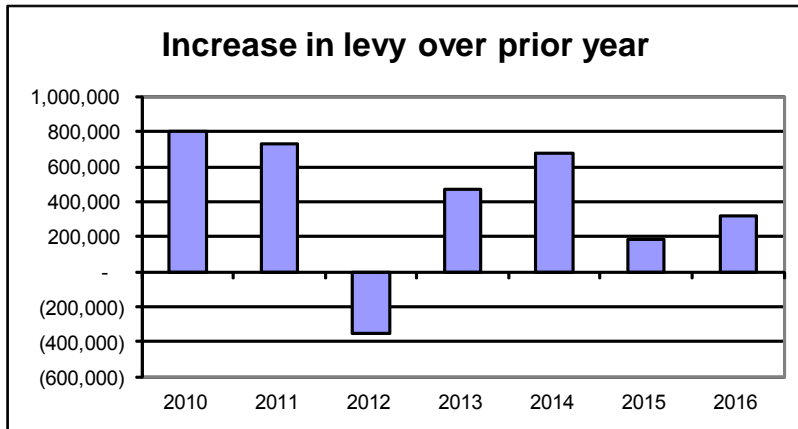
General Fund – Division: 110 2016 BUDGET NARRATIVE HIGHLIGHTS

DEPARTMENT STAFFING:

	2007	2008	2009	2010	2011	2012	2013	2014	2015	2016
Full Time	184	189	189	191	192	192	191	194	195	198
Part Time	0	0	4	4	8	8	8	8	8	10
Total	184	189	193	195	200	200	199	202	203	208

The Crime Analyst position is going from part to full time. This person was working full time but was shared with the District Attorney's office. Two full time Master Control Booking Clerks positions, and two part time Correctional Officer positions have been added to the department staffing table for 2016 to staff the Welcome Center at the Courthouse. Funding for these positions has only been included for a portion of the year since they will not be needed until a period prior to the completion of construction of the welcome center. They will need to be hired earlier so they can be trained.

COUNTY LEVY: The tax levy for 2016 is \$19,261,202, an increase of \$318,835 or 1.7% over 2015.



SIGNIFICANT CHANGES FROM 2015 ADOPTED - Sheriff

Account	Amount	Description
Significant changes from 2015		
Tax Levy 2015	\$ 18,942,367	
Revenue Changes - impact on levy:		
Dept of Administration	(8,000)	Increase based on additional funding for alcohol enforcement, car seat and teen driver programs.
Telephone	50,000	Decrease based on the inmate telephone contract.
Civil Process Fees	15,000	Decrease based on a five year history of revenue trends.
Police Services	(27,500)	Increase based on greater deputy/reserve ratio at special events.
Monitoring Fees	86,140	Decrease based on fewer clients on electronic monitoring and 24/7 alcohol programs.
Cost Share Municipalities	(69,058)	Increase based on consolidation of shared radio core - increased contribution by Outagamie County.
Sale of Property & Equipment	(5,500)	Increase based on higher auction proceed trends.
Expense Changes - impact on levy:		
Wages	328,361	Normal wage increases and additional staff requests.
Temporary Employees	3,474	Increase based on the reserve deputies pay rate increase.
Overtime	113,735	Increase based on greater deputy/reserve ratio at special events, increased drug and child pornography investigations, and increased staffing requirements for mentally ill inmates.
WI Retirement	(335,389)	Decrease due to more contributions from employees.
Other Fringe Benefits	7,399	Increase based on administration fees being raised in 2016 by 0.0005 for life insurance.
Capital - Equipment	(35,055)	Decrease based on less equipment needs (in 2015, boat/motor purchase was higher than 2016 cradle point modems/installation - on top of annual vehicle replacements).
Telephone	50,100	Increase due to consolidating telephone accounts (telephone, pagers, and wireless)
Wireless	(33,500)	Increase due to consolidating telephone accounts (telephone, pagers, and wireless)
Small Equipment	11,467	Increase based on additional DOT grant dollars to purchase equipment (body cameras and lights).
Medical Supplies	(3,900)	Decrease based on a five year history of supply needs.

SIGNIFICANT CHANGES FROM 2015 ADOPTED - Sheriff

Account	Amount	Description
Motor Fuel	(50,797)	Decrease due to lower fuel costs projected for 2016.
Operating Licenses and Fees	(5,000)	Decrease due to elimination of this account based on five year history of non-use.
Equipment Repairs	14,104	Increase based on jail security equipment (doors, cameras, surveillance equipment) needing more maintenance as they are aging.
Power and Light	(4,259)	Decrease based on radio tower utilities now being paid by the Facilities department.
Professional Services	(43,729)	Decrease based on fewer clients on electronic monitoring.
Property and Liability Insurance	16,473	Increase due to large premium increase projected by the Wisconsin Local Government Property Insurance Fund.
Other small changes	244,269	This is a combination of small increases and decreases to revenue and expense accounts.
Tax Levy 2016	\$ 19,261,202	

Financial Summary Sheriff

<u>Items</u>	<u>2015 7-Month Actual</u>	<u>2015 12-Month Estimate</u>	<u>2015 Adopted Budget</u>	<u>2015 Adjusted Budget</u>	<u>2016 Adopted Budget</u>
Total Revenues	1,418,537	2,784,162	2,687,872	2,713,372	2,652,345
Labor	9,776,875	17,040,861	17,011,660	17,011,660	17,278,440
Travel	61,269	83,645	81,645	81,645	84,232
Capital	442,951	552,344	534,344	552,344	499,289
Other Expenditures	2,417,634	4,026,464	4,002,590	4,016,614	4,051,586
Total Expenditures	12,698,729	21,703,314	21,630,239	21,662,263	21,913,547
Levy			18,942,367		19,261,202

Winnebago County Budget Detail - 2016

Description	Object	2012 Actual	2013 Actual	2014 Actual	2015 Adopted	2016 Request	2016 Executive	2016 Adopted	% Change From Prior Yr Adopted
Division - 110 - Sheriff									
Revenue									
Intergov Rev:									
Office of Justice Assistance	42003	1,900	6,540	38,536	1,900	1,800	1,800	1,800	-5.26%
WI Natural Resources	42009	45,788	35,748	55,223	53,315	54,713	54,713	54,713	2.62%
Dept of Transportation	42011	93,146	91,664	37,215	29,000	37,000	37,000	37,000	27.59%
WI Dept of Justice	42018	66,222	23,200	31,436	26,560	25,600	25,600	25,600	-3.61%
Intergov Rev Subtotal:		207,056	157,153	162,410	110,775	119,113	119,113	119,113	7.53%
Fines and Permits:									
Parking Violations	44103	3,400	5,455	6,145	6,000	6,000	6,000	6,000	0.00%
Drug Seizures	44104	564	1,376	3,630	500	500	3,000	3,000	500.00%
Fines and Permits Subtotal:		3,964	6,831	9,775	6,500	6,500	9,000	9,000	38.46%
Public Services:									
Other Fees	45002	39,604	68,891	42,581	42,200	39,500	39,500	39,500	-6.40%
Forms Copies Etc	45003	3,694	3,662	3,303	3,500	3,500	3,500	3,500	0.00%
Warrant Fees	45005	15,625	18,544	17,242	16,000	16,000	16,000	16,000	0.00%
Telephone	45009	165,418	178,817	246,588	295,000	245,000	245,000	245,000	-16.95%
Civil Process Fees	45019	159,887	185,734	143,162	160,000	145,000	145,000	145,000	-9.38%
Board of Prisoners	45020	177,184	202,266	157,063	170,820	170,820	170,820	170,820	0.00%
Restitution	45022	2,266	584	3,960	1,720	2,000	2,000	2,000	16.28%
Police Services	45023	232,171	273,000	257,520	229,000	256,500	259,537	259,537	13.33%
Photographic Revenue	45024	119	239	200	100	100	100	100	0.00%
Donations	45034	0	3,485	22,300	500	1,000	1,000	1,000	100.00%
Medical MA Co Pay	45043	17,289	16,587	17,560	16,000	16,500	16,500	16,500	3.13%
Monitoring Fees	45044	559,875	524,908	437,903	566,450	480,310	480,310	480,310	-15.21%
Concession Revenue	45050	110,176	116,863	117,621	115,000	115,000	115,000	115,000	0.00%
Intake Booking Fees	45063	78,166	77,450	100,705	75,000	78,000	78,000	78,000	4.00%
Damages to Monitor Equipment	45064	348	641	364	600	400	400	400	-33.33%
Public Services Subtotal:		1,561,821	1,671,671	1,568,073	1,691,890	1,569,630	1,572,667	1,572,667	-7.05%

**Winnebago County
Budget Detail - 2016**

Description	Object	2012 Actual	2013 Actual	2014 Actual	2015 Adopted	2016 Request	2016 Executive	2016 Adopted	% Change From Prior Yr Adopted
Division - 110 - Sheriff									
Intergov Services:									
Board of Prisoners	43006	744,138	729,557	693,974	650,658	650,658	650,658	650,658	0.00%
Police Service	43007	60,131	0	0	0	0	0	0	0.00%
Incentives	43009	18,200	16,600	16,600	17,400	17,000	17,000	17,000	-2.30%
Cost Share Municipalities	43016	53,957	55,194	159,149	159,149	228,207	228,207	228,207	43.39%
Intergov Services Subtotal:		876,426	801,351	869,723	827,207	895,865	895,865	895,865	8.30%
Total Operating Revenue:									
		2,649,267	2,637,006	2,609,980	2,636,372	2,591,108	2,596,645	2,596,645	-1.51%
Misc Revenues:									
Sale Of Prop Equip	48104	29,330	36,956	44,214	49,000	54,500	54,500	54,500	11.22%
Other Miscellaneous Revenues	48109	1,880	383	455	2,500	1,200	1,200	1,200	-52.00%
Misc Revenues Subtotal:		31,210	37,339	44,669	51,500	55,700	55,700	55,700	8.16%
Total Non-Operating Revenue:									
		31,210	37,339	44,669	51,500	55,700	55,700	55,700	8.16%
Revenue Total:									
		2,680,476	2,674,345	2,654,649	2,687,872	2,646,808	2,652,345	2,652,345	-1.32%
Expense									
Wages:									
Regular Pay	51100	9,758,101	10,024,751	10,460,640	11,118,845	11,480,583	11,447,206	11,447,206	2.95%
Temporary Employees	51101	80,919	65,714	49,763	45,000	45,000	48,474	48,474	7.72%
Overtime	51105	620,346	949,572	820,482	706,644	823,844	820,379	820,379	16.10%
Comp Time	51108	163,107	178,308	150,898	0	0	0	0	0.00%
Payroll Sundry Account	51190	1,306	5,852	13,023	0	0	0	0	0.00%
Wages Subtotal:		10,623,779	11,224,197	11,494,807	11,870,489	12,349,427	12,316,059	12,316,059	3.75%

**Winnebago County
Budget Detail - 2016**

Description	Object	2012 Actual	2013 Actual	2014 Actual	2015 Adopted	2016 Request	2016 Executive	2016 Adopted	% Change From Prior Yr Adopted
Division - 110 - Sheriff									
Fringes Benefits:									
FICA Medicare	51200	751,145	837,611	854,666	908,093	944,732	942,179	942,179	3.75%
Health Insurance	51201	2,368,812	2,130,837	2,245,004	2,535,756	2,668,126	2,642,029	2,642,029	4.19%
Dental Insurance	51202	83,356	99,257	110,961	125,530	133,206	131,666	131,666	4.89%
Workers Compensation	51203	183,873	272,996	85,823	76,522	79,163	79,227	79,227	3.53%
Unemployment Comp	51204	15,890	13,461	(994)	0	0	0	0	0.00%
WI Retirement	51206	1,830,858	1,900,341	1,488,260	1,438,565	1,105,346	1,103,176	1,103,176	-23.31%
Fringe Benefits Other	51207	46,462	48,535	54,300	56,705	64,291	64,104	64,104	13.05%
Fringes Benefits Subtotal:		5,280,396	5,303,039	4,838,021	5,141,171	4,994,864	4,962,381	4,962,381	-3.48%
Total Labor:		15,904,175	16,527,236	16,332,828	17,011,660	17,344,291	17,278,440	17,278,440	1.57%
Travel:									
Registration Tuition	52001	49,547	70,340	42,041	55,815	54,665	54,665	54,665	-2.06%
Automobile Allowance	52002	330	1,233	559	1,100	1,100	1,100	1,100	0.00%
Commercial Travel	52004	680	1,971	2,502	3,150	4,050	4,050	4,050	28.57%
Meals	52005	2,465	8,457	4,093	10,983	11,114	11,114	11,114	1.19%
Lodging	52006	7,023	13,341	17,664	10,337	13,043	13,043	13,043	26.18%
Other Travel Exp	52007	99	1,534	237	260	260	260	260	0.00%
Taxable Meals	52008	3,520	4,515	4,295	0	0	0	0	0.00%
Travel Subtotal:		63,664	101,391	71,390	81,645	84,232	84,232	84,232	3.17%
Total Travel:		63,664	101,391	71,390	81,645	84,232	84,232	84,232	3.17%
Capital Outlay:									
Equipment	58004	342,471	410,174	466,591	534,344	499,289	499,289	499,289	-6.56%
Capital Outlay Subtotal:		342,471	410,174	466,591	534,344	499,289	499,289	499,289	-6.56%
Total Capital:		342,471	410,174	466,591	534,344	499,289	499,289	499,289	-6.56%

**Winnebago County
Budget Detail - 2016**

Description	Object	2012 Actual	2013 Actual	2014 Actual	2015 Adopted	2016 Request	2016 Executive	2016 Adopted	% Change From Prior Yr Adopted
Division - 110 - Sheriff									
Office:									
Office Supplies	53000	13,022	12,910	20,824	13,150	13,150	13,150	13,150	0.00%
Stationery and Forms	53001	1,149	1,444	2,941	2,700	2,700	2,700	2,700	0.00%
Printing Supplies	53002	13,394	11,994	12,326	13,550	13,150	13,150	13,150	-2.95%
Print Duplicate	53003	899	533	669	650	650	650	650	0.00%
Postage and Box Rent	53004	736	242	222	450	450	450	450	0.00%
Computer Supplies	53005	575	797	7,723	2,950	2,950	2,950	2,950	0.00%
Computer Software	53006	0	12,012	11,847	12,570	14,650	14,650	14,650	16.55%
Microfilming Supplies	53007	0	1	0	0	0	0	0	0.00%
Telephone	53008	98,042	96,010	112,697	100,000	117,000	150,100	150,100	50.10%
Telephone Supplies	53009	692	209	1,339	1,000	1,000	0	0	-100.00%
Long Distance	53011	0	265	5	0	0	0	0	0.00%
Wireless	53012	26,126	28,495	16,006	33,500	31,500	0	0	-100.00%
Pagers	53013	387	90	60	100	100	0	0	-100.00%
Voice and Data Cabling	53014	317	1,974	94	2,000	500	0	0	-100.00%
Office Subtotal:		155,338	166,975	186,751	182,620	197,800	197,800	197,800	8.31%
Operating:									
Advertising	53500	336	0	0	500	500	500	500	0.00%
Subscriptions	53501	621	873	289	900	870	870	870	-3.33%
Membership Dues	53502	2,699	3,038	3,705	2,780	3,650	3,650	3,650	31.29%
Photo Processing	53504	13	91	0	0	0	0	0	0.00%
Household Supplies	53516	8	3	0	50	50	50	50	0.00%
Uniforms Tools Allowance	53517	103,568	102,108	138,861	144,395	145,220	145,220	145,220	0.57%
Professional Supplies	53518	89,343	100,892	99,045	104,734	104,999	104,999	104,999	0.25%
Food	53520	1,234	2,901	244	1,000	1,000	1,000	1,000	0.00%
Small Equipment	53522	92,142	78,010	130,457	107,249	118,716	118,716	118,716	10.69%
Medical Supplies	53524	1,822	594	86	6,400	6,400	2,500	2,500	-60.94%
Legal Fees	53530	0	0	80	0	0	0	0	0.00%
Investigation Expense	53532	22,299	15,172	28,261	29,800	29,800	29,800	29,800	0.00%
Motor Fuel	53548	254,758	230,651	231,282	295,440	244,643	244,643	244,643	-17.19%
Other Rents and Leases	53552	4,100	3,191	1,620	7,000	7,000	7,000	7,000	0.00%
Operating Licenses Fees	53553	161	65	65	5,000	0	0	0	-100.00%
Operating Grants	53565	90,979	96,462	85,496	90,979	90,979	90,979	90,979	0.00%

**Winnebago County
Budget Detail - 2016**

Description	Object	2012 Actual	2013 Actual	2014 Actual	2015 Adopted	2016 Request	2016 Executive	2016 Adopted	% Change From Prior Yr Adopted
Division - 110 - Sheriff									
Spec Service Awards	53566	0	710	1,054	0	1,000	1,000	1,000	100.00%
Other Miscellaneous	53568	0	0	0	0	0	0	0	0.00%
Small Equipment Technology	53580	4,451	4,931	7,230	0	0	0	0	0.00%
Print Duplicate	73003	40,238	43,100	34,998	43,500	43,300	43,300	43,300	-0.46%
Postage and Box Rent	73004	6,488	6,803	7,500	8,700	8,700	8,700	8,700	0.00%
Operating Subtotal:		715,259	689,597	770,272	848,427	806,827	802,927	802,927	-5.36%
Repairs & Maint:									
Small Hardware	54008	559	265	775	450	550	550	550	22.22%
Lubricants	54016	512	984	408	1,092	1,450	1,450	1,450	32.78%
Tires Batteries	54018	13,810	12,649	13,331	17,675	16,700	16,700	16,700	-5.52%
Maintenance Equipment	54022	18,805	13,352	11,170	18,000	18,000	18,000	18,000	0.00%
Equipment Repairs	54029	55,913	42,360	41,304	79,725	93,829	93,829	93,829	17.69%
Equipment Repairs	74029	4,554	4,818	4,983	5,000	5,000	5,000	5,000	0.00%
Repairs & Maint Subtotal:		94,153	74,429	71,970	121,942	135,529	135,529	135,529	11.14%
Utilities:									
Power and Light	54701	1,055	5,069	4,707	4,400	141	141	141	-96.80%
Utilities Subtotal:		1,055	5,069	4,707	4,400	141	141	141	-96.80%
Contractual Services:									
Medical and Dental	55000	50,384	59,109	33,799	96,000	95,500	95,500	95,500	-0.52%
Pest Extermination	55002	2,043	1,897	1,823	1,675	1,675	1,675	1,675	0.00%
Vehicle Repairs	55005	50,500	56,914	72,295	66,000	68,769	68,769	68,769	4.20%
Board of Prisoners	55011	250	0	0	0	0	0	0	0.00%
Professional Service	55014	321,210	295,321	240,086	384,489	340,760	340,760	340,760	-11.37%
Collection Services	55015	14,390	39,295	23,833	17,000	17,000	17,000	17,000	0.00%
Food Service	55029	352,418	336,112	288,035	359,379	371,993	371,993	371,993	3.51%
Other Contract Serv	55030	1,354,611	1,115,067	1,583,169	1,712,267	1,794,228	1,794,228	1,794,228	4.79%
Medical and Dental	75000	4,000	6,712	10,186	7,100	7,500	7,500	7,500	5.63%
Contractual Services Subtotal:		2,149,806	1,910,427	2,253,225	2,643,910	2,697,425	2,697,425	2,697,425	2.02%

**Winnebago County
Budget Detail - 2016**

Description	Object	2012 Actual	2013 Actual	2014 Actual	2015 Adopted	2016 Request	2016 Executive	2016 Adopted	% Change From Prior Yr Adopted
Division - 110 - Sheriff									
Insurance Expenses:									
Prop Liab Insurance	76000	201,086	205,908	194,988	201,291	217,764	217,764	217,764	8.18%
Insurance Expenses Subtotal:		201,086	205,908	194,988	201,291	217,764	217,764	217,764	8.18%
Total Other Operating:									
		3,316,698	3,052,405	3,481,913	4,002,590	4,055,486	4,051,586	4,051,586	1.22%
Expense Total:									
		19,627,008	20,091,205	20,352,721	21,630,239	21,983,298	21,913,547	21,913,547	1.31%
Sheriff Net/(Levy):									
		(16,946,531)	(17,416,861)	(17,698,073)	(18,942,367)	(19,336,490)	(19,261,202)	(19,261,202)	1.68%

**WINNEBAGO COUNTY
CAPITAL OUTLAY - 2016**

<u>Department</u>	<u>Description</u>	<u>Quantity</u>	<u>Unit Cost</u>	<u>Capital Outlay</u>
Sheriff -				
Patrol -	Utility SUV Squad Cars w/ laptop, changeover & decals	7	35,645	249,515
	Ruggedized Cradelpoint Modem Installs	31	1,250	38,750
	Ruggedized Cradelpoint Modem Installs	24	500	12,000
	60 TB Storage Server for Body Camera	2	17,000	34,000
		<u>64</u>		<u>334,265</u>
Sheriff -				
Detective -	Detective Squad w/ changeover	1	21,865	21,865
		<u>1</u>		<u>21,865</u>
Sheriff -				
Training -	OHD Quantifit Respirator Fit Test Machine	1	8,759	8,759
		<u>1</u>		<u>8,759</u>
Sheriff -				
Jail -	Extended Minivans w/ changeover	2	26,200	52,400
	Video Court Conferencing	1	37,000	37,000
	Livescan Booking Station	1	20,000	20,000
	Compass Classification Upgrade	1	25,000	25,000
		<u>5</u>		<u>134,400</u>
		<u>71</u>		<u>499,289</u>

**SHERIFF
PROGRAM BUDGETS**

NAME	NUMBER	LABOR	TRAVEL & MEETINGS	CAPITAL	OTHER EXPENSES	TOTAL EXPENSES	REVENUES	TOTALS BY YEAR			ANNUAL PERCENT INCREASES	
								2016 ADOPTED	2015 ADOPTED	2014 ADOPTED	2016 OVER 2015	2015 OVER 2014
Administrative	1110	545,272	500	-	476,614	1,022,386		1,022,386	1,007,204	1,012,907	1.5	(0.6)
Revenues	1110						168,600	(168,600)	(181,100)	(180,950)	(6.9)	0.1
Patrol	1112	4,385,904	-	334,265	389,849	5,110,018		5,110,018	5,016,197	5,079,199	1.9	(1.2)
Revenues	1112						253,000	(253,000)	(216,000)	(348,400)	17.1	(38.0)
Detective	1113	1,273,022	-	21,865	165,012	1,459,899		1,459,899	1,451,864	1,446,306	0.6	0.4
Revenues	1113						25,500	(25,500)	(25,000)	(24,640)	2.0	1.5
Community Services	1114	95,504	-	-	1,200	96,704		96,704	87,486	88,853	10.5	(1.5)
Revenues	1114						-	-	-	-	N/A	N/A
Reserves	1115	52,599	-	-	8,700	61,299		61,299	59,302	60,725	3.4	(2.3)
Revenues	1115						33,537	(33,537)	(21,000)	(20,000)	59.7	5.0
911	1116	2,679,404	-	-	1,072,800	3,752,204		3,752,204	3,656,346	3,551,737	2.6	2.9
Revenues	1116						243,207	(243,207)	(171,149)	(170,206)	N/A	N/A
Boat Patrol	1117	-	-	-	25,877	25,877		25,877	134,086	29,400	(80.7)	356.1
Revenues	1117						39,413	(39,413)	(49,170)	(35,000)	(19.8)	40.5
Snow Patrol	1118	-	-	-	7,575	7,575		7,575	8,565	8,240	100.0	0.0
Revenues	1118						15,300	(15,300)	(15,145)	(4,848)	100.0	0.0
Training	1119	-	83,732	8,759	166,093	258,584		258,584	246,688	244,828	4.8	0.8
Revenues	1119						27,400	(27,400)	(28,360)	(27,560)	(3.4)	2.9
Jail	1120	8,246,735	-	134,400	1,737,866	10,119,001		10,119,001	9,962,501	10,037,023	1.6	(0.7)
Revenues	1120						1,846,388	(1,846,388)	(1,980,948)	(1,986,151)	(6.8)	(0.3)
Grand Totals		<u>17,278,440</u>	<u>84,232</u>	<u>499,289</u>	<u>4,051,586</u>	<u>21,913,547</u>	<u>2,652,345</u>	<u>19,261,202</u>	<u>18,942,367</u>	<u>18,761,463</u>	1.7	1.0

JAIL IMPROVEMENTS FUND

General Fund – Department: 125 2016 BUDGET NARRATIVE HIGHLIGHTS

DESCRIPTION: The Jail Improvements Fund is a separate fund created under Wisconsin Statutes which receives money when fines and fees are assessed for things such as traffic violations. Monies accumulated in the fund can only be used for jail construction, improvements and any other costs that directly are of benefit to prisoners. The funds can also be used to retire debt incurred for that purpose.

COUNTY LEVY: There is no property tax levy for this activity.

FUND BALANCE: A fund balance roll forward schedule can be viewed in the Overview section of the budget book. It is listed as Fund Projections in the table of contents.

Financial Summary Jail Improvement Fund

<u>Items</u>	<u>2015 7-Month Actual</u>	<u>2015 12-Month Estimate</u>	<u>2015 Adopted Budget</u>	<u>2015 Adjusted Budget</u>	<u>2016 Adopted Budget</u>
Total Revenues	82,278	178,000	178,000	178,000	178,000
Labor	-	-	-	-	-
Travel	-	-	-	-	-
Capital	182,732	236,000	236,000	236,000	-
Other Expenditures	103,359	178,000	178,000	178,000	178,000
Total Expenditures	286,091	414,000	414,000	414,000	178,000
Levy Before Fund Balance Adjustments			236,000		-
Decrease fund balance			(236,000)		-
Net Levy After Fund Balance Adjustments			-		-

**Winnebago County
Budget Detail - 2016**

Description	Object	2012 Actual	2013 Actual	2014 Actual	2015 Adopted	2016 Request	2016 Executive	2016 Adopted	% Change From Prior Yr Adopted
Department - 125 - Jail Improvement Fund									
Revenue									
Intergov Rev:									
US Dept of Justice	42013	16,160	10,258	8,199	5,000	8,000	8,000	8,000	60.00%
Intergov Rev Subtotal:		16,160	10,258	8,199	5,000	8,000	8,000	8,000	60.00%
Fines and Permits:									
Jail Assessments	44102	177,664	177,617	152,802	173,000	170,000	170,000	170,000	-1.73%
Fines and Permits Subtotal:		177,664	177,617	152,802	173,000	170,000	170,000	170,000	-1.73%
Total Operating Revenue:		193,824	187,875	161,001	178,000	178,000	178,000	178,000	0.00%
Revenue Total:		193,824	187,875	161,001	178,000	178,000	178,000	178,000	0.00%
Expense									
Capital Outlay:									
Equipment	58004	0	0	0	236,000	0	0	0	-100.00%
Capital Outlay Subtotal:		0	0	0	236,000	0	0	0	-100.00%
Total Capital:		0	0	0	236,000	0	0	0	-100.00%
Operating:									
Subscriptions	53501	2,246	3,352	5,130	3,500	3,212	3,212	3,212	-8.23%
Household Supplies	53516	11,556	26,883	17,940	23,075	18,650	18,650	18,650	-19.18%
Uniforms Tools Allowance	53517	34,637	18,634	24,928	28,310	24,965	24,965	24,965	-11.82%
Linen	53519	10,648	8,400	2,483	10,245	9,030	9,030	9,030	-11.86%
Dishes and Utensils	53521	1,761	3,355	4,852	4,300	2,900	2,900	2,900	-32.56%
Small Equipment	53522	5,827	6,490	6,851	6,100	8,789	8,789	8,789	44.08%
Hygiene Supplies	53528	16,824	14,386	24,402	17,136	17,136	17,136	17,136	0.00%
Commercial Travel Other	53540	275	500	250	275	275	275	275	0.00%
Print Duplicate	73003	109	0	0	1,550	1,575	1,575	1,575	1.61%
Operating Subtotal:		83,883	81,999	86,836	94,491	86,532	86,532	86,532	-8.42%

**Winnebago County
Budget Detail - 2016**

Description	Object	2012 Actual	2013 Actual	2014 Actual	2015 Adopted	2016 Request	2016 Executive	2016 Adopted	% Change From Prior Yr Adopted
Department - 125 - Jail Improvement Fund									
Repairs & Maint:									
Equipment Repairs	54029	457	45	46	1,000	1,000	1,000	1,000	0.00%
Repairs & Maint Subtotal:		457	45	46	1,000	1,000	1,000	1,000	0.00%
Contractual Services:									
Professional Service	55014	9,937	7,452	7,355	10,170	8,838	8,838	8,838	-13.10%
Other Contract Serv	55030	63,778	69,849	63,920	72,339	81,630	81,630	81,630	12.84%
Medical and Dental	75000	0	1,394	0	0	0	0	0	0.00%
Contractual Services Subtotal:		73,715	78,696	71,275	82,509	90,468	90,468	90,468	9.65%
Total Other Operating:		158,055	160,740	158,157	178,000	178,000	178,000	178,000	0.00%
Expense Total:		158,055	160,740	158,157	414,000	178,000	178,000	178,000	-57.00%
Jail Improvement Fund Net Surplus / (Deficit):		35,769	27,135	2,844	(236,000)	0	0	0	-100.00%

Note: a deficit will result in a draw down of fund balance. A surplus will increase the ending fund balance.

COUNTY CORONER

General Fund – Department: 105
2016 BUDGET NARRATIVE

DEPARTMENT HEAD: Barry L. Busby
LOCATION: Winnebago County
448 Algoma Boulevard
Oshkosh, WI 54901

TELEPHONE: 236-1247

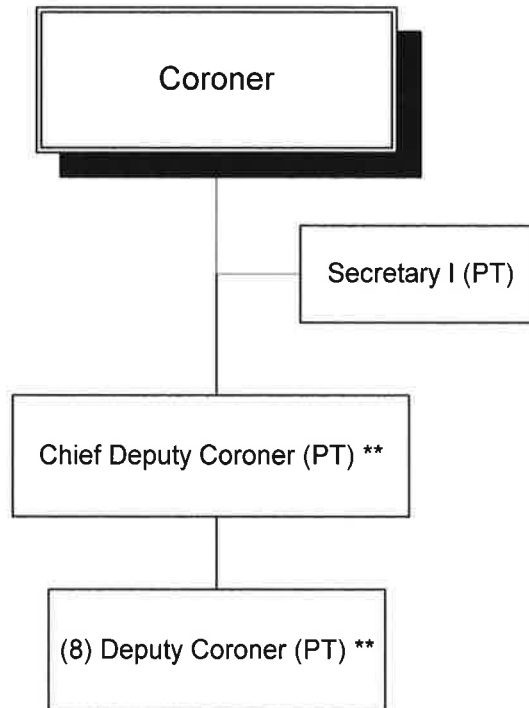
MISSION STATEMENT:

To monitor compliance with state statutes by medical facilities, funeral directors, law enforcement agencies, and the public regarding reportable deaths; to investigate and document all causes of death in reportable cases; to work with medical and legal agencies to protect and serve our community in all reportable deaths; to educate, and thereby prevent, hazardous conditions which put our County at risk; and to provide support, medical, or spiritual referrals to survivors of a deceased.

PROGRAM DESCRIPTION:

1. Investigate all deaths within the County which meet reportability guidelines, as established by State Statute and office policy.
2. Ensure that the medical and legal community is in compliance with reporting.
3. Respond to the scene of reportable deaths.
4. To assist and support the family during their time of loss.
5. Continue offering organ, tissue and eye donation to the family as an option.
6. Community support/training (educational/informative presentations).
7. Continue prevention work on alcohol & drug abuse panels and involvement with ReThink of Winnebago County and State Committees.
8. Continue working with Community for Hope to reduce suicides.
9. Continue working with child Death Review Committees and the Infant Death Center.
10. Educate and work with other agencies within the county and state to reduce the abuse of heroine and other opiate use in Winnebago county.

CORONER



** Unclassified position

COUNTY CORONER

General Fund – Department:105
2016 BUDGET NARRATIVE

DEPARTMENT HEAD: Barry L. Busby
LOCATION: Winnebago County
448 Algoma Boulevard
Oshkosh, WI 54901

TELEPHONE: 236-4804

2015 ACCOMPLISHMENTS:

1. Continued education for coroner and deputies with attendance at various seminars and training sessions as budget allowed
2. Contined working with Community for Hope regarding suicide prevention and mental health awareness, in addition to working with Survivors of Suicide programs
3. Continued to work closely with Dr. P. Douglas Kelley and Dr. Kristinza Giese as our primary forensic pathologists, Fond du Lac County Medical Examiners.
4. We continue to be a leader in the state with regard to tissue, organ and eye donations.
5. Continued presentations at area schools and for local groups who show an interest.
6. Continued to work with the Winnebago County Health Department, on Child Death Review Committee for Winnebago County and continued working with the Infant Death Center.
7. Continued working with the Winnebago County Coalition against alcohol, drug and tobacco abuse.
8. Continue to work on Heroine Task Force and the addiction problem.

2016 GOALS & OBJECTIVES:

- 1. Continue providing the highest standards of death investigations to our community in the most respectful and cost-effective manner.**
- 2. Continue updating and improving the Winnebago County Coroner database.**
- 3. Continue consortium in the Fox Valley (with assistance of Dr. Doug Kelley) for training deputies.**
- 4. Continue scanning files/paperwork to eliminate the amount of information being physically stored in our office.**
- 5. Continue working with alcohol/drug/tobacco abuse teams to promote awareness and help eliminate drunk and drugged drivers.**
- 6. Continue working with Child Death Review Committee.**
- 7. Continue working with Community for Hope on suicide prevention.**
- 8. Continue working with Re:Think Advocacy Committee against alcohol, prescription and street drug abuse prevention (heroin & opiates) and continue prevention and educational efforts to reduce the number of overdose deaths.**
- 9. Continue to work on Heroin Task Force.**
- 10. Finish Grief Resource Guide**

CORONER

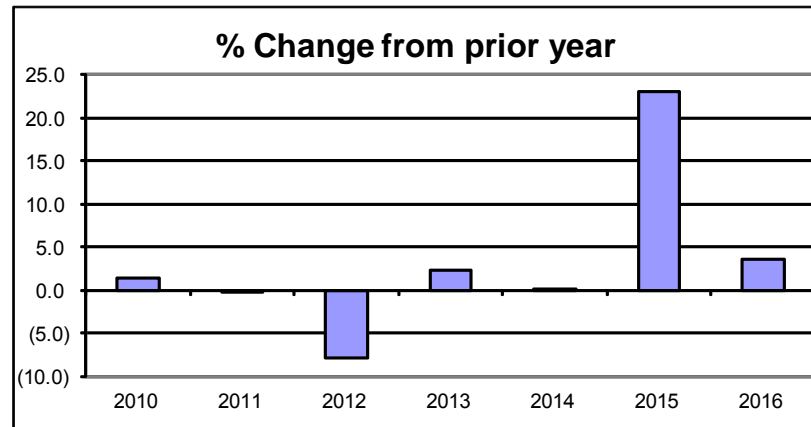
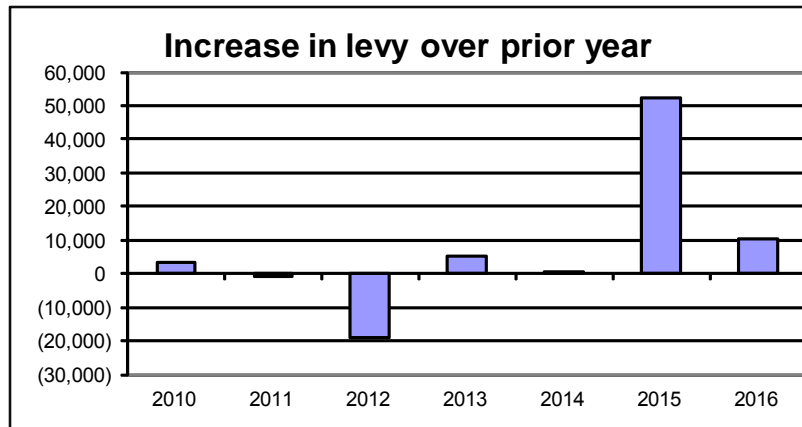
General Fund – Department: 105 2016 BUDGET NARRATIVE HIGHLIGHTS

DEPARTMENT STAFFING:

	2007	2008	2009	2010	2011	2012	2013	2014	2015	2016
Full Time	1	1	1	1	1	1	1	1	1	1
Part Time	1	1	1	1	1	1	1	1	1	1
Total	2	2	2	2	2	2	2	2	2	2

There are no changes to the department staffing for 2016.

COUNTY LEVY: The tax levy for 2016 is \$289,660, an increase of \$10,155 or 3.6% over 2015.



SIGNIFICANT CHANGES FROM 2015 ADOPTED - Coroner

Account	Amount	Description
Significant changes from 2015		
Tax Levy 2015	\$ 279,505	
Revenue Changes - impact on levy:		
Other Fees	(10,000)	Increase in cremation permit revenues for 2016, pending legislation. Cremation permits are due to increase from \$150 to \$200. We cannot bill funeral homes this increase so the families of the deceased are billed directly.
Expense Changes - impact on levy:		
Other Per Diem	6,200	Increase in hours for deputies due to increased calls.
Health Insurance	10,431	Increase based on staff eligibility for benefits.
Telephone	4,400	Increase due to consolidating telephone accounts (telephone, pagers, and wireless)
Wireless	(3,400)	Decrease due to consolidating telephone accounts (telephone, pagers, and wireless)
Other small changes	2,524	This is a combination of small increases and decreases to revenue and expense accounts.
Tax Levy 2016	\$ 289,660	

Financial Summary Coroner

<u>Items</u>	<u>2015 7-Month Actual</u>	<u>2015 12-Month Estimate</u>	<u>2015 Adopted Budget</u>	<u>2015 Adjusted Budget</u>	<u>2016 Adopted Budget</u>
Total Revenues	83,916	160,150	150,150	150,150	160,150
Labor	136,192	229,254	210,997	210,997	229,055
Travel	11,607	22,500	22,280	22,280	22,400
Capital	-	-	-	-	-
Other Expenditures	86,007	197,770	196,378	196,378	198,355
Total Expenditures	233,806	449,524	429,655	429,655	449,810
Levy			279,505		289,660

**Winnebago County
Budget Detail - 2016**

Description	Object	2012 Actual	2013 Actual	2014 Actual	2015 Adopted	2016 Request	2016 Executive	2016 Adopted	% Change From Prior Yr Adopted
Department - 105 - Coroner									
Revenue									
Public Services:									
Other Fees	45002	124,092	132,100	134,500	150,000	160,000	160,000	160,000	6.67%
Forms Copies Etc	45003	90	53	137	150	150	150	150	0.00%
Public Services Subtotal:		124,182	132,153	134,637	150,150	160,150	160,150	160,150	6.66%
Total Operating Revenue:		124,182	132,153	134,637	150,150	160,150	160,150	160,150	6.66%
Revenue Total:		124,182	132,153	134,637	150,150	160,150	160,150	160,150	6.66%
Expense									
Wages:									
Regular Pay	51100	77,668	76,849	80,552	83,874	84,801	84,801	84,801	1.11%
Temporary Employees	51101	33,105	25,485	0	0	0	0	0	0.00%
Other Per Diem	51107	44,145	66,878	106,530	98,800	105,000	105,000	105,000	6.28%
Wages Subtotal:		154,918	169,212	187,082	182,674	189,801	189,801	189,801	3.90%
Fringes Benefits:									
FICA Medicare	51200	11,438	12,883	14,197	13,975	14,428	14,428	14,428	3.24%
Health Insurance	51201	12,340	6,079	7,588	7,020	17,451	17,451	17,451	148.59%
Dental Insurance	51202	1,255	846	410	348	1,163	1,163	1,163	234.20%
Workers Compensation	51203	2,856	4,745	1,683	1,584	597	597	597	-62.31%
Unemployment Comp	51204	0	1,894	30	0	0	0	0	0.00%
WI Retirement	51206	0	1	1,770	4,968	5,140	5,140	5,140	3.46%
Fringe Benefits Other	51207	359	342	387	428	475	475	475	10.98%
Fringes Benefits Subtotal:		28,248	26,790	26,064	28,323	39,254	39,254	39,254	38.59%
Total Labor:		183,166	196,002	213,146	210,997	229,055	229,055	229,055	8.56%

Winnebago County Budget Detail - 2016

Description	Object	2012 Actual	2013 Actual	2014 Actual	2015 Adopted	2016 Request	2016 Executive	2016 Adopted	% Change From Prior Yr Adopted
Department - 105 - Coroner									
Travel:									
Registration Tuition	52001	150	540	1,040	900	1,200	1,200	1,200	33.33%
Automobile Allowance	52002	16,735	19,092	18,435	20,000	20,000	20,000	20,000	0.00%
Meals	52005	106	122	109	480	500	300	300	-37.50%
Lodging	52006	140	485	642	900	1,200	900	900	0.00%
Other Travel Exp	52007	24	10	11	0	0	0	0	0.00%
Taxable Meals	52008	19	0	82	0	0	0	0	0.00%
Travel Subtotal:		17,173	20,248	20,318	22,280	22,900	22,400	22,400	0.54%
Total Travel:									
		17,173	20,248	20,318	22,280	22,900	22,400	22,400	0.54%
Office:									
Office Supplies	53000	430	200	426	300	300	300	300	0.00%
Stationery and Forms	53001	129	0	0	250	250	150	150	-40.00%
Printing Supplies	53002	56	84	56	60	100	100	100	66.67%
Postage and Box Rent	53004	0	0	9	48	48	48	48	0.00%
Telephone	53008	3,086	5,677	5,156	3,000	7,400	7,400	7,400	146.67%
Telephone Supplies	53009	0	0	105	0	0	0	0	0.00%
Long Distance	53011	0	4	57	0	0	0	0	0.00%
Wireless	53012	4,031	2,038	2,318	3,400	0	0	0	-100.00%
Pagers	53013	882	882	588	1,000	0	0	0	-100.00%
Office Subtotal:		8,614	8,886	8,713	8,058	8,098	7,998	7,998	-0.74%
Operating:									
Subscriptions	53501	0	2	0	100	100	100	100	0.00%
Membership Dues	53502	295	362	277	320	320	320	320	0.00%
Photo Processing	53504	154	0	0	300	300	100	100	-66.67%
Uniforms Tools Allowance	53517	687	309	0	700	700	650	650	-7.14%
Professional Supplies	53518	652	1,047	214	1,000	1,000	1,000	1,000	0.00%
Small Equipment	53522	0	340	0	600	600	600	600	0.00%
Medical Supplies	53524	1,289	1,847	3,215	2,000	2,000	2,000	2,000	0.00%
Other Miscellaneous	53568	1,395	0	0	300	300	300	300	0.00%
Small Equipment Technology	53580	649	0	0	75	1,500	500	500	566.67%

**Winnebago County
Budget Detail - 2016**

Description	Object	2012 Actual	2013 Actual	2014 Actual	2015 Adopted	2016 Request	2016 Executive	2016 Adopted	% Change From Prior Yr Adopted
Department - 105 - Coroner									
Printing Supplies	73002	0	0	0	75	75	75	75	0.00%
Print Duplicate	73003	517	423	951	600	600	600	600	0.00%
Postage and Box Rent	73004	168	107	80	250	250	250	250	0.00%
Operating Subtotal:		5,805	4,438	4,736	6,320	7,745	6,495	6,495	2.77%
Repairs & Maint:									
Maintenance Equipment	54022	194	131	110	0	0	0	0	0.00%
Equipment Repairs	74029	99	132	132	0	200	200	200	100.00%
Repairs & Maint Subtotal:		293	263	242	0	200	200	200	100.00%
Contractual Services:									
Medical and Dental	55000	32,706	27,603	43,921	42,000	42,000	42,000	42,000	0.00%
Pathology Services	55010	95,621	106,064	137,488	140,000	140,000	140,000	140,000	0.00%
Contractual Services Subtotal:		128,327	133,667	181,408	182,000	182,000	182,000	182,000	0.00%
Insurance Expenses:									
Prop Liab Insurance	76000	1,176	1,272	1,212	0	1,662	1,662	1,662	100.00%
Insurance Expenses Subtotal:		1,176	1,272	1,212	0	1,662	1,662	1,662	100.00%
Total Other Operating:		144,215	148,526	196,311	196,378	199,705	198,355	198,355	1.01%
Expense Total:		344,554	364,776	429,776	429,655	451,660	449,810	449,810	4.69%
Coroner Net/(Levy):		(220,372)	(232,623)	(295,139)	(279,505)	(291,510)	(289,660)	(289,660)	3.63%

EMERGENCY MANAGEMENT

General Fund – Department: 107
2016 BUDGET NARRATIVE

DEPARTMENT HEAD: Linda Kollmann
LOCATION: Winnebago County
4311 Jackson Street
Oshkosh, WI 54901

TELEPHONE: 236-7463

MISSION STATEMENT:

Develop an Emergency Management program that lessens the impact of natural or manmade disasters and large-scale emergencies that affect the citizens of Winnebago County.

PROGRAM DESCRIPTION:

GENERAL: Coordinate efforts within Winnebago County to minimize the effects of natural and manmade disasters by taking steps to eliminate or lessen their impact.

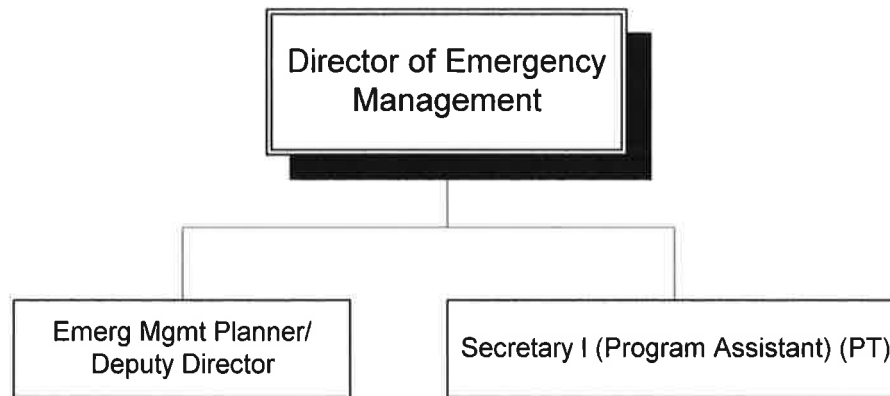
PREPAREDNESS: Secure current training and exercising opportunities for law enforcement, fire and other emergency responders. Apply for and secure equipment and training grants when available. Collaborate with private sector and school districts in emergency preparedness. Develop and distribute emergency management presentations, brochures, public service announcements to the public and civic organizations.

PLANNING: Develop and update emergency plans for all hazards impacting our community which include: Emergency Response Plan, Offsite Facility Plans, and Hazard Mitigation Plan.

RESPONSE: Maintain two emergency notification systems; a tornado warning siren system and an emergency telephone notification system. Coordinate with Red Cross in providing shelters during disasters. Maintain the Emergency Operations Center for Winnebago County.

RECOVERY: Provide liaison with local, state and federal authorities in recovery efforts. Activate the Long Term Recovery Group in providing assistance for unmet needs after a disaster.

EMERGENCY MANAGEMENT



EMERGENCY MANAGEMENT

General Fund – Department: 107
2016 BUDGET NARRATIVE

DEPARTMENT HEAD: Linda Kollmann
LOCATION: Winnebago County
4311 Jackson Street
Oshkosh, WI 54901

TELEPHONE: 236-7463

2015 ACCOMPLISHMENTS:

1. Received FEMA Hazard Mitigation Grant to update the Winnebago County Hazard Mitigation Plan; in process of finalizing draft.
2. Received grant to host SIMCOM; a statewide communications exercise with over 100 agencies (Local, State & Federal) participating.
3. Updated the “Winnebago County Emergency Response Plan”.
4. Promoted severe weather awareness and continued the sale of NOAA Weather Radios at an affordable price to the public.
5. Continued school emergency planning with districts.
6. Continued use of ESPONDER for pre-planned events and disaster response. Deputy Director is now an ESPONDER “Trainer” after completing the classes.
7. Increased personal preparedness outreach to individuals and businesses.
8. Increased outreach using social media for pre-emergency planning and information during actual emergency events.
9. Maintained the emergency telephone notification system and outdoor tornado warning sirens.
10. Provided guidance and assistance with the “Courthouse Security Committee”.
11. Hosted exercises: Hazmat Functional, SIMCOM Functional, Child Abduction Response Team Tabletop and Drill.
12. Replaced an outdoor tornado warning siren on School Avenue in Oshkosh.
13. Continued to update EPCRA Offsite Facility Plans.
14. Responded to severe weather events.
15. Assisted authorities with large fire incident at the Elizabeth Court Apartments in Menasha.
16. Member of the Winnebago County “Child Abduction Response Team” (CART) as development of this program continues.
17. Sponsored Damage Assessment Training and Severe Weather Spotter Training; also attended various classes and trainings.
18. Installed weather stations at three siren sites in Winnebago County.

2016 GOALS & OBJECTIVES:

- 1. Host a “Child Abduction Response Team” (CART) full-scale exercise.**
- 2. Continue conversion to WHOPRS (State EPCRA Plan database).**
- 3. Host tabletop and functional exercises with educational facilities and businesses in Winnebago County.**
- 4. Continue school planning with school districts in the county.**
- 5. Plan and respond for weather events at Country USA, Rock USA and EAA.**
- 6. Update the “Winnebago County Emergency Response Plan”.**
- 7. Continue to maintain the emergency notification tools utilized by this office which include: Outdoor Tornado Warning Sirens, NOAA Weather Radio sales and self-registration with AlertSense (an emergency telephone notification system).**
- 8. Notify Winnebago County first responders of offered trainings from Counties, Wisconsin Emergency Management and FEMA.**
- 9. Increase personal preparedness outreach to individuals and businesses.**
- 10. Continue Courthouse Security Planning.**
- 11. Coordinate the “National Incident Management System” (NIMS) training and compliances.**
- 12. Promote and use social media as a public information tool.**
- 13. Continue with development and training of the Winnebago County “Child Abduction Response Team”.**
- 14. Implement a countywide credentialing system for all Emergency Responders in Winnebago County.**
- 15. Work with the Information Systems Department on a “Cyber Attack Response Plan”.**

EMERGENCY MANAGEMENT

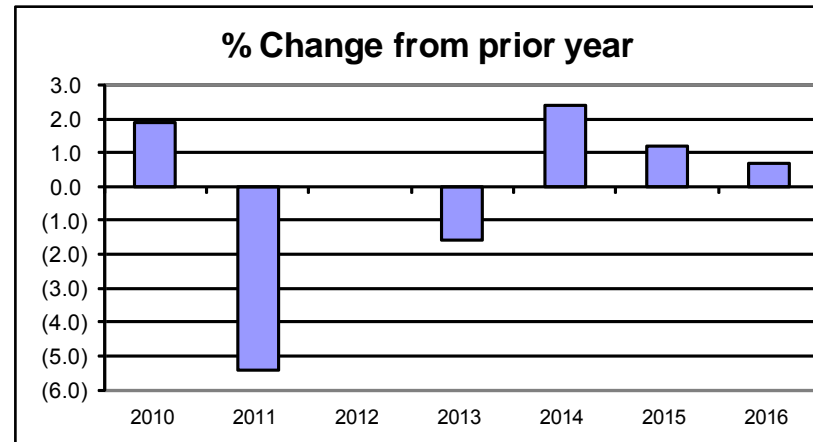
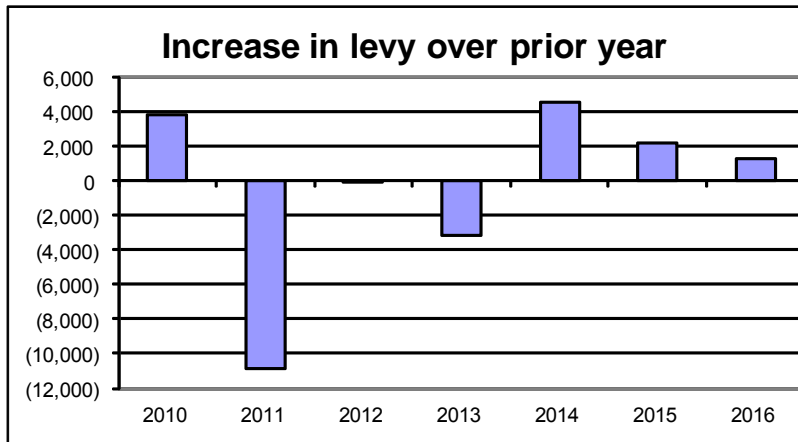
General Fund – Department: 107 2016 BUDGET NARRATIVE HIGHLIGHTS

DEPARTMENT STAFFING:

	2007	2008	2009	2010	2011	2012	2013	2014	2015	2016
Full Time	2	1	1	1	1	1	1	1	1	2
Part Time	1	2	2	2	2	2	2	2	2	1
Total	3	3	3	3	3	3	3	3	3	3

The Deputy Director of Emergency Management being converted from part time to full time in the 2016 budget.

COUNTY LEVY: The tax levy for 2016 is \$195,801, an increase of \$1,314 or 0.7% over 2015.



SIGNIFICANT CHANGES FROM 2015 ADOPTED - Emergency Management

Account	Amount	Description
Significant changes from 2015		
Tax Levy 2015	\$ 194,487	
Revenue Changes - impact on levy:		
None	-	
Expense Changes - impact on levy:		
Telephone	3,800	Increase due to consolidating telephone accounts (telephone, pagers, and wireless)
Wireless	(4,000)	Decrease due to consolidating telephone accounts (telephone, pagers, and wireless)
Other small changes	1,514	This is a combination of small increases and decreases to revenue and expense accounts.
Tax Levy 2016	\$ 195,801	

Financial Summary Emergency Management

<u>Items</u>	<u>2015 7-Month Actual</u>	<u>2015 12-Month Estimate</u>	<u>2015 Adopted Budget</u>	<u>2015 Adjusted Budget</u>	<u>2016 Adopted Budget</u>
Total Revenues	74,442	139,725	139,725	146,225	147,108
Labor	125,216	215,036	215,469	215,469	218,308
Travel	476	4,850	4,850	4,850	3,010
Capital	19,988	20,500	20,500	20,500	20,000
Other Expenditures	46,195	101,183	93,393	99,893	101,591
Total Expenditures	191,875	341,569	334,212	340,712	342,909
Levy			194,487		195,801

**Winnebago County
Budget Detail - 2016**

Description	Object	2012 Actual	2013 Actual	2014 Actual	2015 Adopted	2016 Request	2016 Executive	2016 Adopted	% Change From Prior Yr Adopted
Department - 107 - Emergency Management									
Revenue									
Intergov Rev:									
Office of Justice Assistance	42003	0	9,745	0	0	0	0	0	0.00%
WI Military Affairs	42008	135,476	137,135	150,221	139,725	139,725	147,108	147,108	5.28%
Intergov Rev Subtotal:		135,476	146,880	150,221	139,725	139,725	147,108	147,108	5.28%
Public Services:									
Donations	45034	750	0	0	0	0	0	0	0.00%
Public Services Subtotal:		750	0	0	0	0	0	0	0.00%
Total Operating Revenue:		136,226	146,880	150,221	139,725	139,725	147,108	147,108	5.28%
Misc Revenues:									
Material Sales	48105	2,117	3,287	423	0	0	0	0	0.00%
Misc Revenues Subtotal:		2,117	3,287	423	0	0	0	0	0.00%
Total Non-Operating Revenue:		2,117	3,287	423	0	0	0	0	0.00%
Revenue Total:		138,343	150,168	150,644	139,725	139,725	147,108	147,108	5.28%
Expense									
Wages:									
Regular Pay	51100	134,378	138,833	141,967	145,468	148,740	148,740	148,740	2.25%
Other Per Diem	51107	0	0	0	250	250	250	250	0.00%
Wages Subtotal:		134,378	138,833	141,967	145,718	148,990	148,990	148,990	2.25%

**Winnebago County
Budget Detail - 2016**

Description	Object	2012 Actual	2013 Actual	2014 Actual	2015 Adopted	2016 Request	2016 Executive	2016 Adopted	% Change From Prior Yr Adopted
Department - 107 - Emergency Management									
Fringes Benefits:									
FICA Medicare	51200	9,870	10,351	9,974	11,128	11,379	11,379	11,379	2.26%
Health Insurance	51201	24,907	23,482	37,540	44,983	44,334	44,334	44,334	-1.44%
Dental Insurance	51202	1,264	1,279	2,483	2,881	2,827	2,827	2,827	-1.87%
Workers Compensation	51203	294	414	130	125	128	128	128	2.40%
WI Retirement	51206	7,930	9,214	9,945	9,892	9,817	9,817	9,817	-0.76%
Fringe Benefits Other	51207	803	817	847	742	833	833	833	12.26%
Fringes Benefits Subtotal:		45,069	45,559	60,919	69,751	69,318	69,318	69,318	-0.62%
Total Labor:									
		179,446	184,391	202,886	215,469	218,308	218,308	218,308	1.32%
Travel:									
Registration Tuition	52001	600	1,254	690	900	765	765	765	-15.00%
Automobile Allowance	52002	2,670	1,288	831	2,000	1,300	1,300	1,300	-35.00%
Commercial Travel	52004	0	330	0	0	0	0	0	0.00%
Meals	52005	176	335	274	750	315	315	315	-58.00%
Lodging	52006	70	563	840	1,200	630	630	630	-47.50%
Other Travel Exp	52007	0	355	0	0	0	0	0	0.00%
Travel Subtotal:		3,516	4,124	2,635	4,850	3,010	3,010	3,010	-37.94%
Total Travel:									
		3,516	4,124	2,635	4,850	3,010	3,010	3,010	-37.94%
Capital Outlay:									
Equipment	58004	39,550	20,875	26,267	20,500	20,000	20,000	20,000	-2.44%
Capital Outlay Subtotal:		39,550	20,875	26,267	20,500	20,000	20,000	20,000	-2.44%
Total Capital:									
		39,550	20,875	26,267	20,500	20,000	20,000	20,000	-2.44%

**Winnebago County
Budget Detail - 2016**

Description	Object	2012 Actual	2013 Actual	2014 Actual	2015 Adopted	2016 Request	2016 Executive	2016 Adopted	% Change From Prior Yr Adopted
Department - 107 - Emergency Management									
Office:									
Office Supplies	53000	1,298	1,493	1,560	1,500	1,500	1,500	1,500	0.00%
Stationery and Forms	53001	0	0	0	200	200	0	0	-100.00%
Printing Supplies	53002	102	112	90	200	200	200	200	0.00%
Print Duplicate	53003	1,249	0	28	200	200	200	200	0.00%
Postage and Box Rent	53004	0	0	21	0	0	0	0	0.00%
Telephone	53008	815	1,073	2,155	1,700	5,500	5,500	5,500	223.53%
Telephone Supplies	53009	0	164	0	0	0	0	0	0.00%
Long Distance	53011	0	0	0	0	0	0	0	0.00%
Wireless	53012	2,979	3,481	1,970	4,000	0	0	0	-100.00%
Office Subtotal:		6,444	6,323	5,824	7,800	7,600	7,400	7,400	-5.13%
Operating:									
Advertising	53500	224	0	0	300	300	300	300	0.00%
Subscriptions	53501	749	612	756	710	710	710	710	0.00%
Membership Dues	53502	5	65	20	145	145	145	145	0.00%
Publish Legal Notices	53503	246	146	133	300	300	300	300	0.00%
Food	53520	75	145	1,039	500	500	500	500	0.00%
Small Equipment	53522	32	144	7,982	10,000	10,000	10,000	10,000	0.00%
Meals Other	53541	0	0	6	0	0	0	0	0.00%
Materials for Resale	53545	4,552	3,362	0	0	0	0	0	0.00%
Motor Fuel	53548	1,042	1,609	1,721	2,000	2,000	2,000	2,000	0.00%
Operating Grants	53565	23,210	19,193	16,349	16,000	16,000	16,000	16,000	0.00%
Small Equipment Technology	53580	2,009	14,170	4,017	2,500	2,500	2,500	2,500	0.00%
Print Duplicate	73003	1,341	1,638	1,238	2,000	2,000	2,000	2,000	0.00%
Postage and Box Rent	73004	266	379	294	700	400	400	400	-42.86%
Motor Fuel	73548	16	0	11	0	0	0	0	0.00%
Operating Subtotal:		33,766	41,461	33,567	35,155	34,855	34,855	34,855	-0.85%
Repairs & Maint:									
Maintenance Equipment	54022	817	1,057	475	1,000	1,000	1,000	1,000	0.00%
Maintenance Vehicles	54023	138	5	38	1,500	1,500	1,500	1,500	0.00%
Equipment Repairs	54029	15,039	15,019	8,830	16,000	16,000	16,000	16,000	0.00%
Lubricants	74016	98	76	65	50	100	100	100	100.00%
Maintenance Vehicles	74023	718	1,077	505	3,000	3,000	3,000	3,000	0.00%
Equipment Repairs	74029	495	759	1,283	825	1,700	1,700	1,700	106.06%
Repairs & Maint Subtotal:		17,304	17,994	11,195	22,375	23,300	23,300	23,300	4.13%

**Winnebago County
Budget Detail - 2016**

Description	Object	2012 Actual	2013 Actual	2014 Actual	2015 Adopted	2016 Request	2016 Executive	2016 Adopted	% Change From Prior Yr Adopted
Department - 107 - Emergency Management									
Utilities:									
Power and Light	54701	4,256	4,905	6,063	6,000	8,500	8,500	8,500	41.67%
Utilities Subtotal:		4,256	4,905	6,063	6,000	8,500	8,500	8,500	41.67%
Contractual Services:									
Vehicle Repairs	55005	1,794	659	16	500	500	500	500	0.00%
Data Processing	55013	390	5,116	2,930	5,500	5,500	5,500	5,500	0.00%
Professional Service	55014	9,634	10,919	23,446	12,500	12,500	17,500	17,500	40.00%
Contractual Services Subtotal:		11,819	16,693	26,393	18,500	18,500	23,500	23,500	27.03%
Insurance Expenses:									
Prop Liab Insurance	76000	3,024	3,828	3,564	3,563	4,036	4,036	4,036	13.28%
Insurance Expenses Subtotal:		3,024	3,828	3,564	3,563	4,036	4,036	4,036	13.28%
Total Other Operating:		76,613	91,205	86,605	93,393	96,791	101,591	101,591	8.78%
Expense Total:		299,125	300,595	318,393	334,212	338,109	342,909	342,909	2.60%
Emergency Management Net/(Levy):		(160,782)	(150,428)	(167,749)	(194,487)	(198,384)	(195,801)	(195,801)	0.68%

**WINNEBAGO COUNTY
CAPITAL OUTLAY - 2016**

<u>Department</u>	<u>Description</u>	<u>Quantity</u>	<u>Unit Cost</u>	<u>Capital Outlay</u>
Emergency Management -	Point to Point Wirelss Redundant Connection to supplement fiber	1	20,000	20,000
		1		20,000

SUMMARY BY DIVISION

	<u>Revenues</u>	<u>Expenses</u>	<u>Adjustments</u>	<u>Levy</u>
TRANSPORTATION				
Airport	\$ 960,350	\$ 3,119,216	\$ (1,444,300)	\$ 714,566
Airport Debt	-	54,000	-	54,000
Highway Department	12,666,131	13,725,684	(1,059,553)	-
County Road Maintenance	2,048,000	3,161,233	-	1,113,233
	<u>\$ 15,674,481</u>	<u>\$ 20,060,133</u>	<u>\$ (2,503,853)</u>	<u>\$ 1,881,799</u>

AIRPORT

Airport Fund: 510
2016 BUDGET NARRATIVE

DEPARTMENT HEAD: Peter M. Moll
LOCATION: Wittman Regional Airport
525 W. 20th Avenue
Oshkosh, WI 54902-6871

TELEPHONE: 236-4930

MISSION STATEMENT:

To provide modern facilities and support services for Aviation-related activities that will enhance sustainable economic development of the region.

PROGRAM DESCRIPTION:

ADMINISTRATION Handle accounting and record keeping, conduct correspondence, maintain statistics, administer leases, negotiate and write contracts, collect and assemble operations statistics, update operations and security manuals, manage personnel, plan and direct airport development, promote and market airport services, supervise daily airport operations.

FIELD MAINTENANCE Maintain a safe operating Airport in compliance with Federal and State regulations and directives. Operations include turf mowing, snow plowing, lighting system and pavement maintenance. Conduct FAA-required inspections and correct deficiencies.

MAINTENANCE SHOP Perform routine, preventative, and repair maintenance on the airport's fleet of turf mowers, snow plows and blowers, trucks, and other specialized equipment.

FIRE STATION Maintain the airport-owned fire station, staffed by City of Oshkosh firefighters in a joint-use facility. Provide training required by the FAA.

TOWER Maintain a facility to provide air traffic control services and provide an regional FAA equipment repair base.

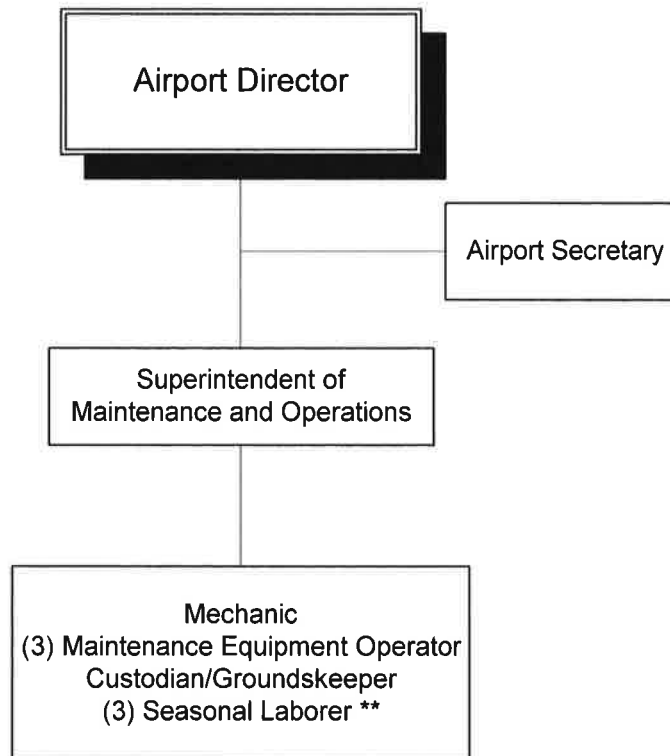
TERMINAL BUILDING Provide a central airport facility to host aviation and non-aviation related businesses and airport administration. Rent available space to concessionaires.

WEST TERMINAL BUILDING Continue full rental occupancy and maintain this facility as a long-term, revenue-producing asset.

OTHER BUILDINGS Fulfill contractual obligations by maintaining over thirty county-owned buildings, many over 40 years old. These buildings include T-hangars, multi-aircraft storage hangars, and a full-service fixed base operation. Provide hangar facilities to meet all aspects of general aviation.

UNCLASSIFIED EXPENSE Track capital outlay, including Federal and State grant programs.

AIRPORT



** Unclassified position

AIRPORT

Airport Fund: 510 2016 BUDGET NARRATIVE

DEPARTMENT HEAD: Peter M. Moll
LOCATION: Wittman Regional Airport
525 W. 20th Avenue
Oshkosh, WI 54902-6871

TELEPHONE: 236-4930

2015 ACCOMPLISHMENTS:

- 1. Continued partnership with Oshkosh Corporation with vehicle storage and testing programs.**
- 2. Maintained over 90% hangar occupancy rate.**
- 3. Partnered with City of Oshkosh, Greater Oshkosh Economic Development Corporation (GOEDC), and NextJen Studios to continue marketing efforts for the Aviation Business Park.**
- 4. Teamed with Experimental Aircraft Association to ensure their successful EAA AirVenture 2015.**
- 5. Completed work with OMNNI Associates for updating the Airport Layout Plan (ALP)**
- 6. Enhanced work with NextJen Studios for expanded airport marketing and promotions work through social media and print media.**
- 7. Continued design and development of new airport administration and Fixed Base Operator (FBO) building to replace existing terminal.**
- 8. Initiated Taxiway B reconstruction and realignment project.**
- 9. Initiated design concepts for new hangar development/revenue on the north side of the airport.**
- 10. Partnered with the Experimental Aircraft Association (EAA) and the National Intercollegiate Flying Association (NIFA) local chapter to host a regional flying competition for college students.**

2016 GOALS & OBJECTIVES:

- 1. Continue to seek additional and alternative revenue sources, both aeronautical and non-aeronautical, to become a self-sufficient department.**
- 2. Continue to operate the airport in a safe manner while complying with FAA regulations and guidelines, and while remaining within budget limitations and directives.**
- 3. Maximize the use of Federal and State funding for development to put Wittman Regional Airport in the best financially competitive and marketable position.**
- 4. Continue partnerships with NextJen Studios, Greater Oshkosh Economic Development Corporation (GOEDC), and the City of Oshkosh to attract new aviation businesses to, and assist existing businesses at, Wittman Regional Airport.**
- 5. Continue development efforts of Aviation Industrial Park land.**
- 6. Maintain partnership with EAA to ensure a viable and successful EAA AirVenture event and other year-round EAA-hosted activities .**
- 7. Initiate and continue small pavement maintenance programs to extend life of airport pavements.**
- 8. Initiate design work and funding request for Taxiway A reconstruction.**
- 9. Continue design and funding options for potential terminal replacement.**
- 10. Investigate new hangar developments with potential outside partners and funding.**
- 11. Continue marketing efforts to educate the citizens of Winnebago County and surrounding areas about the positive aspects of Wittman Regional Airport.**

AIRPORT

Airport Fund: 510
2016 BUDGET NARRATIVE
HIGHLIGHTS

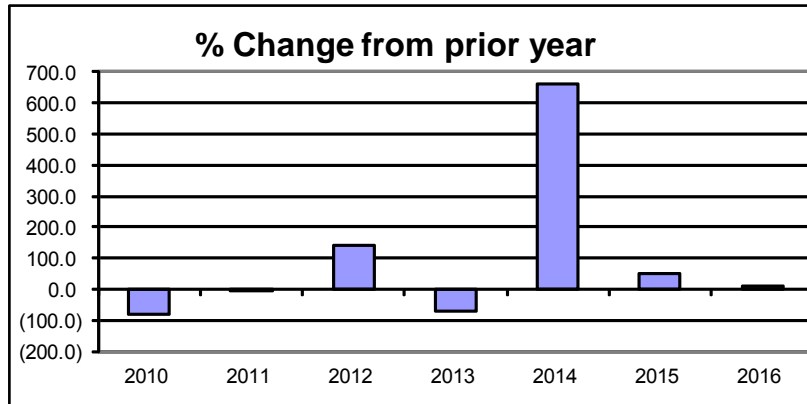
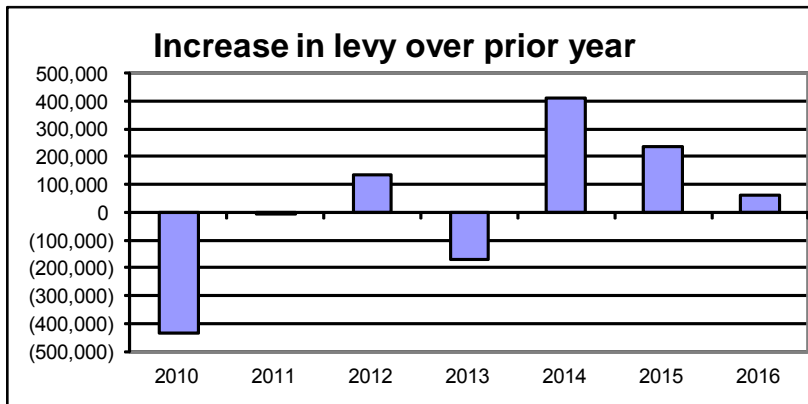
DEPARTMENT STAFFING:

	2007	2008	2009	2010	2011	2012	2013	2014	2015	2016
Full Time	7	7	7	7	7	7	7	7	7	8
Part Time	2	2	2	2	2	1	1	1	1	0
Total	9	9	9	9	9	8	8	8	8	8

The change in the staffing table is from moving a part time custodian/ grounds person to a full time custodian/ grounds person.

The Airport budget includes \$100,000 to add a back up air-conditioning system to the control tower. This will be paid for from Airport fund balance, rather than adding this to the tax levy.

COUNTY LEVY: The net tax levy for 2016 is \$768,566, an increase of \$61,411 or 8.7% over 2015.



SIGNIFICANT CHANGES FROM 2015 ADOPTED - Airport

Account	Amount	Description
Significant changes from 2015		
Tax Levy 2015	\$ 707,155	
Revenue Changes - impact on levy:		
Other Miscellaneous Revenues	(3,000)	Increased revenues from event marketing and rental fees for conference room & terminal.
Expense Changes - impact on levy:		
Temporary Employees	21,746	Increase to reflect correct labor costs, in 2015 seasonal laborers were included in regular pay.
Overtime	(6,566)	Decrease due to less overtime work and more employees using comp time.
Health Insurance	(10,569)	The increases or decreases in health care costs are the result of changes in coverage selections and cost of health care changing from the prior year.
Capital - Equipment	(7,000)	Decrease due to less equipment needs for 2016.
Promotions Airport	5,000	Increase due to additional marketing/promotions programs planned for 2016.
Maintenance Buildings	5,300	Increase due to planned maintenance at the Fire Station in 2016.
Maintenance Vehicles	9,500	Increase based on anticipated repairs and upgrades needed primarily for snow removal equipment and ARFF vehicles.
Equipment Repairs	3,750	Increase based on anticipated repair/replacement of equipment in field and tower.
Power and Light	6,000	Increase primarily to more closely reflect past history of actual costs.
Water and Sewer	44,000	Increase to more closely reflect past history.
Vehicle Repairs	6,500	Increase based on planned contracted repairs/upgrades for snow removal equipment.
Grounds Maintenance	(40,000)	Decrease due to fewer contracted projects planned/anticipated for 2016.
Building Repairs	(12,500)	Decrease due to fewer contracted projects planned/anticipated for 2016.
Property Liability Insurance	6,058	A large increase is expected in property insurance premiums provided by the Wisconsin Local Government Property Insurance Fund, prompted by changes in the State Budget.
Debt Principal Payments	(11,000)	From debt service schedule, payments fluctuate annually to maintain a level county wide debt service.
Debt Interest Payments	(3,000)	
Fund Balance	50,000	Decrease in Airport fund balance to balance the budget. We used \$50,000 in 2015 and not using any fund balance for 2016.
Other small changes:	(2,808)	This is a combination of small increases and decreases to revenue and expense accounts.
Tax Levy 2016	\$ 768,566	

Financial Summary Airport Fund

<u>Items</u>	<u>2015 7-Month Actual</u>	<u>2015 12-Month Estimate</u>	<u>2015 Adopted Budget</u>	<u>2015 Adjusted Budget</u>	<u>2016 Adopted Budget</u>
Total Revenues	538,912	848,800	941,800	941,800	960,350
Labor	346,650	600,298	607,194	607,194	629,872
Travel	1,590	2,135	2,280	2,280	2,455
Capital	41,704	113,000	113,000	113,000	106,000
Other Expenditures	1,207,792	2,376,057	2,415,930	2,392,930	2,434,889
Total Expenditures	1,597,736	3,091,490	3,138,404	3,115,404	3,173,216
Levy Before Adjustments	1,058,824	2,242,690	2,196,604		2,212,866
<u>Adjustments</u>					
Decrease fund balance			(50,000)		-
Back out depreciation			(1,439,449)		(1,444,300)
Net Levy After Adjustments			707,155		768,566

**Winnebago County
Budget Detail - 2016**

Description	Object	2012 Actual	2013 Actual	2014 Actual	2015 Adopted	2016 Request	2016 Executive	2016 Adopted	% Change From Prior Yr Adopted
Fund - 510 - Airport									
Revenue									
Public Services:									
Rental Revenues	45011	30,770	24,360	22,470	39,000	40,000	40,000	40,000	2.56%
Airport Landing Fees	45048	993	3,160	6,346	2,500	3,000	4,000	4,000	60.00%
Fuel Flowage Fee	45049	61,395	58,337	53,224	75,000	75,000	75,000	75,000	0.00%
Land Rental - Airport	45059	1,497,287	739,323	496,081	470,000	397,000	472,000	472,000	0.43%
Building Rental Airport	45060	302,659	320,309	311,963	350,000	360,000	360,000	360,000	2.86%
Public Services Subtotal:		1,893,105	1,145,489	890,084	936,500	875,000	951,000	951,000	1.55%
Intergov Services:									
Other Fees	43001	5,000	6,250	3,750	4,000	5,000	5,000	5,000	25.00%
Intergov Services Subtotal:		5,000	6,250	3,750	4,000	5,000	5,000	5,000	25.00%
Total Operating Revenue:		1,898,105	1,151,739	893,834	940,500	880,000	956,000	956,000	1.65%
Misc Revenues:									
Sale of Scrap	48106	177	628	447	300	350	350	350	16.67%
Other Miscellaneous Revenues	48109	800	2,742	3,913	1,000	4,000	4,000	4,000	300.00%
Misc Revenues Subtotal:		977	3,370	4,360	1,300	4,350	4,350	4,350	234.62%
Other Financing Srcs:									
Gain Sale of Assets	49000	11,991	17,480	9,691	0	0	0	0	0.00%
Other Financing Srcs Subtotal:		11,991	17,480	9,691	0	0	0	0	0.00%
Transfers In:									
Other Transfers In	49501	0	1,528,437	0	0	0	0	0	0.00%
Transfers In Subtotal:		0	1,528,437	0	0	0	0	0	0.00%
Total Non-Operating Revenue:		12,968	1,549,287	14,051	1,300	4,350	4,350	4,350	234.62%
Revenue Total:		1,911,073	2,701,026	907,885	941,800	884,350	960,350	960,350	1.97%

**Winnebago County
Budget Detail - 2016**

Description	Object	2012 Actual	2013 Actual	2014 Actual	2015 Adopted	2016 Request	2016 Executive	2016 Adopted	% Change From Prior Yr Adopted
Fund - 510 - Airport									
Expense									
Wages:									
Regular Pay	51100	400,147	371,035	381,675	396,532	413,028	413,028	413,028	4.16%
Temporary Employees	51101	12,782	21,176	21,215	4,254	26,000	26,000	26,000	511.19%
Overtime	51105	9,187	13,620	9,125	12,316	5,750	5,750	5,750	-53.31%
Comp Time	51108	4,735	5,402	0	0	0	0	0	0.00%
Payroll Sundry Account	51190	528	0	0	0	0	0	0	0.00%
Wages Subtotal:		427,380	411,233	412,016	413,102	444,778	444,778	444,778	7.67%
Fringes Benefits:									
FICA Medicare	51200	29,939	30,233	30,355	31,277	34,026	34,026	34,026	8.79%
Health Insurance	51201	103,499	98,098	104,848	120,520	109,951	109,951	109,951	-8.77%
Dental Insurance	51202	5,643	5,499	7,240	8,426	7,219	7,219	7,219	-14.32%
Workers Compensation	51203	11,483	16,843	4,493	4,045	3,945	3,945	3,945	-2.47%
Compensated Absences Expense	51205	18,115	(9,143)	7,073	0	0	0	0	0.00%
WI Retirement	51206	23,665	25,792	27,404	27,802	27,639	27,639	27,639	-0.59%
Fringe Benefits Other	51207	1,885	1,767	(9,906)	2,022	2,314	2,314	2,314	14.44%
Fringes Benefits Subtotal:		194,231	169,088	171,507	194,092	185,094	185,094	185,094	-4.64%
Total Labor:		621,611	580,321	583,523	607,194	629,872	629,872	629,872	3.73%
Travel:									
Registration Tuition	52001	220	215	440	530	730	630	630	18.87%
Automobile Allowance	52002	102	0	931	0	200	200	200	100.00%
Commercial Travel	52004	432	0	804	600	600	600	600	0.00%
Meals	52005	0	0	171	200	200	200	200	0.00%
Lodging	52006	381	230	744	900	550	550	550	-38.89%
Other Travel Exp	52007	20	0	2	50	200	200	200	300.00%
Taxable Meals	52008	0	0	68	0	75	75	75	100.00%
Travel Subtotal:		1,155	445	3,159	2,280	2,555	2,455	2,455	7.68%
Total Travel:		1,155	445	3,159	2,280	2,555	2,455	2,455	7.68%

**Winnebago County
Budget Detail - 2016**

Description	Object	2012 Actual	2013 Actual	2014 Actual	2015 Adopted	2016 Request	2016 Executive	2016 Adopted	% Change From Prior Yr Adopted
Fund - 510 - Airport									
Capital Outlay:									
Land	58000	0	1,000,287	0	0	0	0	0	0.00%
Improvements	58002	328,771	0	15,000	0	0	0	0	0.00%
Equipment	58004	507,998	899,550	309,055	113,000	198,000	206,000	106,000	-6.19%
Capital Outlay Subtotal:		836,768	1,899,836	324,055	113,000	198,000	206,000	106,000	-6.19%
Total Capital:		836,768	1,899,836	324,055	113,000	198,000	206,000	106,000	-6.19%
Office:									
Office Supplies	53000	470	388	458	500	500	500	500	0.00%
Stationery and Forms	53001	44	0	47	100	100	100	100	0.00%
Printing Supplies	53002	94	128	114	200	200	200	200	0.00%
Postage and Box Rent	53004	26	0	79	50	50	50	50	0.00%
Telephone	53008	7,027	9,006	8,385	7,500	7,500	8,000	8,000	6.67%
Long Distance	53011	0	26	57	0	0	0	0	0.00%
Wireless	53012	1,457	1,540	1,029	2,000	0	0	0	-100.00%
Pagers	53013	90	90	60	100	0	0	0	-100.00%
Voice and Data Cabling	53014	138	201	0	0	0	0	0	0.00%
Office Subtotal:		9,345	11,379	10,229	10,450	8,350	8,850	8,850	-15.31%
Operating:									
Advertising	53500	721	426	148	400	400	400	400	0.00%
Membership Dues	53502	740	1,280	1,820	1,835	1,535	1,535	1,535	-16.35%
Promotions Airport	53505	57,000	60,109	53,391	65,000	70,000	70,000	70,000	7.69%
Food	53520	0	0	42	50	100	100	100	100.00%
Small Equipment	53522	30,611	13,881	15,001	21,300	19,600	19,600	19,600	-7.98%
Other Operating Supplies	53533	4,642	5,732	6,041	6,500	7,000	7,000	7,000	7.69%
Motor Fuel	53548	25,923	29,504	29,996	32,000	32,000	32,000	32,000	0.00%
Operating Licenses Fees	53553	289	350	809	600	600	600	600	0.00%
Bad Debts Expense	53561	(163)	(806)	77	0	0	0	0	0.00%
Taxes & Assessments	53562	405	406	420	500	500	500	500	0.00%
Small Equipment Technology	53580	40	1,063	623	0	250	250	250	100.00%
Print Duplicate	73003	679	1,153	839	700	750	750	750	7.14%
Postage and Box Rent	73004	200	239	139	450	450	450	450	0.00%
Operating Subtotal:		121,088	113,336	109,347	129,335	133,185	133,185	133,185	2.98%

**Winnebago County
Budget Detail - 2016**

Description	Object	2012 Actual	2013 Actual	2014 Actual	2015 Adopted	2016 Request	2016 Executive	2016 Adopted	% Change From Prior Yr Adopted
Fund - 510 - Airport									
Repairs & Maint:									
Maintenance Buildings	54020	10,738	12,967	17,278	52,700	58,000	58,000	58,000	10.06%
Maintenance Grounds	54021	35,613	54,313	39,352	36,000	36,000	36,000	36,000	0.00%
Maintenance Equipment	54022	1,569	860	1,193	1,800	2,200	2,200	2,200	22.22%
Maintenance Vehicles	54023	37,795	42,080	39,708	35,000	44,500	44,500	44,500	27.14%
Sign Parts Supplies	54027	0	0	127	200	200	200	200	0.00%
Equipment Repairs	54029	4,670	1,701	4,317	6,500	10,250	10,250	10,250	57.69%
Maintenance Grounds	74021	10,000	290	15,037	15,000	15,000	15,000	15,000	0.00%
Equipment Repairs	74029	396	396	396	350	400	400	400	14.29%
Repairs & Maint Subtotal:		100,782	112,606	117,408	147,550	166,550	166,550	166,550	12.88%
Utilities:									
Heat	54700	55,953	60,051	69,767	80,000	79,000	79,000	79,000	-1.25%
Power and Light	54701	120,868	114,552	110,123	104,500	110,500	110,500	110,500	5.74%
Water and Sewer	54702	219,592	304,691	377,942	226,000	240,000	270,000	270,000	19.47%
Refuse Collection	54703	3,736	4,237	4,326	4,096	2,596	2,596	2,596	-36.62%
Utilities Subtotal:		400,149	483,531	562,158	414,596	432,096	462,096	462,096	11.46%
Contractual Services:									
Medical and Dental	55000	1,034	721	657	700	0	0	0	-100.00%
Vehicle Repairs	55005	13,986	15,892	6,805	16,000	22,500	22,500	22,500	40.63%
Grounds Maintenance	55007	56,541	83,657	56,585	74,000	34,000	34,000	34,000	-54.05%
Building Repairs	55008	22,437	38,896	27,155	41,500	29,000	29,000	29,000	-30.12%
Janitorial Services	55016	0	0	1,803	1,200	1,200	1,200	1,200	0.00%
Architect Engineer	55019	0	0	12,062	10,000	10,000	10,000	10,000	0.00%
Contractual Services Subtotal:		93,998	139,166	105,067	143,400	96,700	96,700	96,700	-32.57%
Insurance Expenses:									
Prop Liab Insurance	76000	75,216	53,400	59,244	63,150	69,208	69,208	69,208	9.59%
Insurance Expenses Subtotal:		75,216	53,400	59,244	63,150	69,208	69,208	69,208	9.59%

**Winnebago County
Budget Detail - 2016**

Description	Object	2012 Actual	2013 Actual	2014 Actual	2015 Adopted	2016 Request	2016 Executive	2016 Adopted	% Change From Prior Yr Adopted
Fund - 510 - Airport									
Deprec & Amort:									
Depreciation Expense	56503	1,631,702	1,675,173	1,593,006	1,439,449	1,444,300	1,444,300	1,444,300	0.34%
Deprec & Amort Subtotal:		1,631,702	1,675,173	1,593,006	1,439,449	1,444,300	1,444,300	1,444,300	0.34%
Total Other Operating:		2,432,280	2,588,591	2,556,459	2,347,930	2,350,389	2,380,889	2,380,889	1.40%
Debt Payments:									
Debt Principal Payments	57000	130,881	601,435	57,195	59,000	48,000	48,000	48,000	-18.64%
Debt Interest Payments	57001	11,881	23,388	9,768	9,000	6,000	6,000	6,000	-33.33%
Debt Payments Subtotal:		142,762	624,823	66,963	68,000	54,000	54,000	54,000	-20.59%
Other Financing Uses:									
Loss on Disposition of Assets	59508	1,080	898	0	0	0	0	0	0.00%
Other Financing Uses Subtotal:		1,080	898	0	0	0	0	0	0.00%
Total Non-Operating Expense:		143,842	625,722	66,963	68,000	54,000	54,000	54,000	-20.59%
Expense Total:		4,035,657	5,694,915	3,534,160	3,138,404	3,234,816	3,273,216	3,173,216	1.11%
Airport (Levy):		(2,124,584)	(2,993,889)	(2,626,275)	(2,196,604)	(2,350,466)	(2,312,866)	(2,212,866)	0.74%
Back out depreciation					1,439,449	1,444,300	1,444,300	1,444,300	
Fund balance applied (Note)					50,000	0	100,000	0	
Airport Net / (Levy):					(707,155)	(906,166)	(768,566)	(768,566)	

Note: fund balance applied is a use of fund balance to reduce the levy for this operation.

**WINNEBAGO COUNTY
CAPITAL OUTLAY - 2016**

<u>Department</u>	<u>Description</u>	<u>Quantity</u>	<u>Unit Cost</u>	<u>Capital Outlay</u>
Airport -				
	Small mowing tractor with rotary large area mower	1	70,000	70,000
	Snow blow blade (20 ft) for front end loader	1	21,000	21,000
	Replacement shades for air traffic control tower cab	1	15,000	15,000
		3		106,000

**AIRPORT
PROGRAM BUDGETS**

NAME	NUMBER	LABOR	TRAVEL & MEETINGS	CAPITAL	OTHER EXPENSES	TOTAL EXPENSES	REVENUES	TOTALS BY YEAR			ANNUAL PERCENT INCREASES	
								2016 ADOPTED	2015 ADOPTED	2014 ADOPTED	2016 OVER 2015	2015 OVER 2014
AIRPORT							960,350	(960,350)	(941,800)	(1,371,300)	2.0	(31.3)
Administration	51701	244,204	2,455	-	1,608,093	1,854,752	-	1,854,752	1,840,581	2,274,631	0.8	(19.1)
Field Maintenance	51703	283,125	-	-	288,400	571,525	-	571,525	542,223	286,900	5.4	89.0
Maintenance Shop	51705	73,195	-	-	55,596	128,791	-	128,791	143,257	43,822	(10.1)	226.9
Fire Station	51707	-	-	-	56,500	56,500	-	56,500	42,000	43,950	34.5	(4.4)
Tower	51709	-	-	-	44,450	44,450	-	44,450	41,350	35,962	7.5	15.0
Terminal Building	51711	14,256	-	-	259,200	273,456	-	273,456	287,418	249,874	(4.9)	15.0
West Terminal Wing	51713	-	-	-	6,450	6,450	-	6,450	5,450	33,150	18.3	(83.6)
Other Buildings	51715	15,092	-	-	62,200	77,292	-	77,292	55,125	29,200	40.2	88.8
Unclassified	51717	-	-	106,000	-	106,000	-	106,000	113,000	256,000	(6.2)	(55.9)
Debt Principal		-	-	-	48,000	48,000		48,000	59,000	139,000	(18.6)	(57.6)
Debt Interest		-	-	-	6,000	6,000		6,000	9,000	23,000	(33.3)	(60.9)
Grand Totals		<u>629,872</u>	<u>2,455</u>	<u>106,000</u>	<u>2,434,889</u>	<u>3,173,216</u>	<u>960,350</u>	2,212,866	2,196,604	2,044,189	0.7	7.5
Decrease fund balance								-	(50,000)	(50,000)	(100.0)	0.0
Back out depreciation								(1,444,300)	(1,439,449)	(1,521,784)	0.3	(5.4)
(Income)/Loss on cash flow basis								<u>768,566</u>	<u>707,155</u>	<u>472,405</u>	8.7	49.7

HIGHWAY DEPARTMENT

Highway Fund: 540
2016 BUDGET NARRATIVE

DEPARTMENT HEAD: Ernest Winters
LOCATION: Winnebago County
901 W. County Rd Y
Oshkosh, WI 54901

TELEPHONE: 232-1750

MISSION STATEMENT:

Provide a high level of public service to residents of Winnebago County and the public in general, through cost effective management, repair and construction of the County system of highways; by assisting the Towns in Winnebago County with town road maintenance services and by providing maintenance and oversight services on behalf of the State Department of Transportation on the State highway system.

PROGRAM DESCRIPTION:

COUNTY ROAD MAINTENANCE Overall management and administration of the County highway system including budgeting and financials, planning, engineering and system operations. Plan and provide highway routine maintenance, snow and ice control, pavement rehabilitation and construction, bridge maintenance, traffic control and all highway and right of way related activities. The Department provides safe, cost effective and high quality services to the County Trunk Highway System for County residents and travelers throughout Winnebago County.

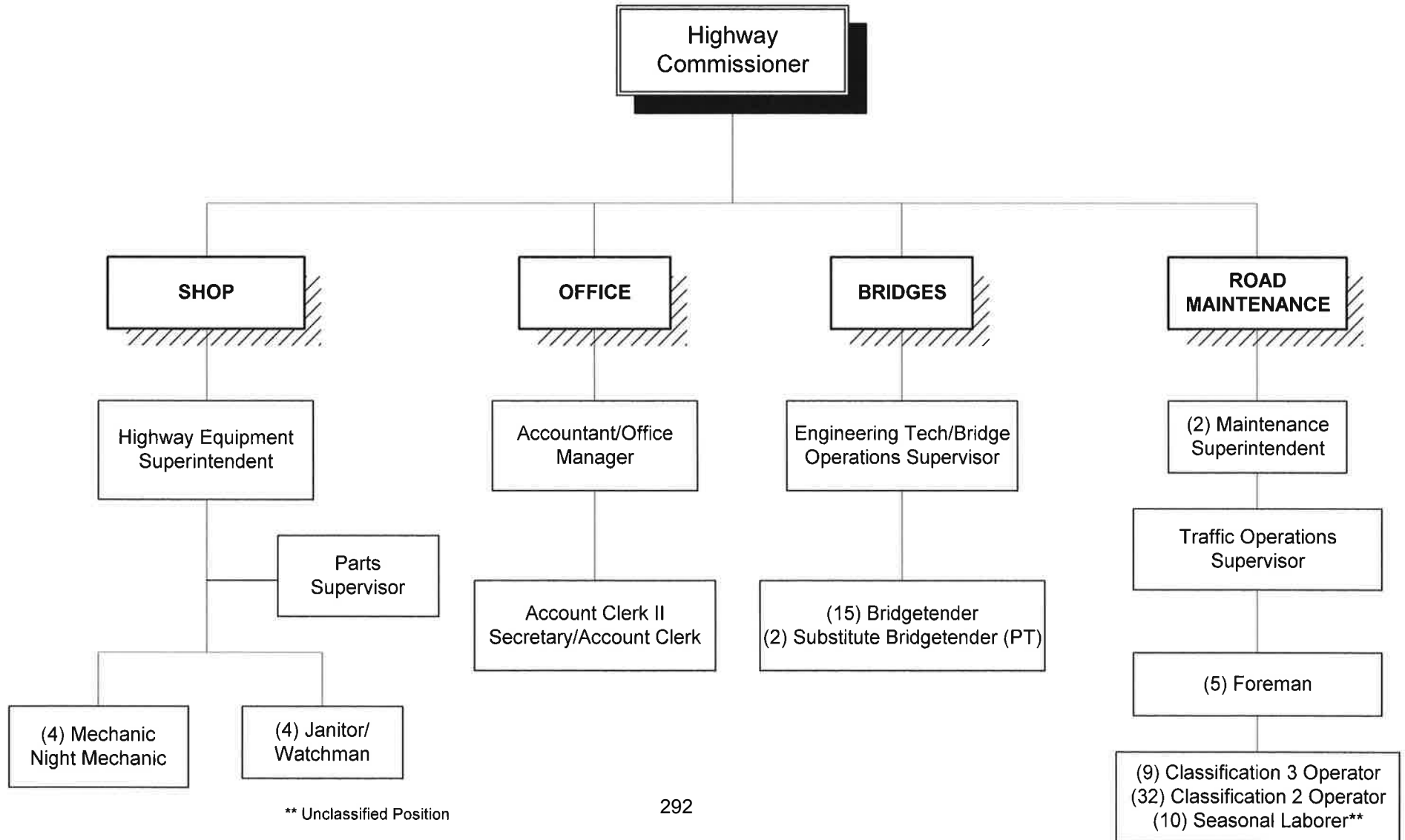
STATE ROAD MAINTENANCE The County provides highway maintenance operations on a contractual basis including winter snow and ice control, lift bridge oversight and operations, daily routine roadway maintenance and special maintenance, incident management and response assistance along with assisting with construction projects. Activities include sign maintenance, drainage, structure maintenance, traffic control, plowing, salting, patching and patrolling.

LOCAL ROAD MAINTENANCE The County provides daily and special maintenance to many of the Towns of Winnebago County on a pre-arranged basis, by letter of agreement. Provides winter and routine road maintenance, drainage and ditch maintenance and special improvements projects. We provide assistance to the Towns on improvement projects and help Towns plan and coordinate with the State on special funding programs. Provide financial assistance and guidance for Culvert/Bridge Aid projects.

COUNTY ROAD MAJOR IMPROVEMENTS Provides expertise in the planning and design of needed reconstruction of County Roads utilizing available Federal and State funding.

UNDERGROUND STORAGE TANK PROGRAM Manages the County's underground storage tanks to comply with applicable DNR regulations.

HIGHWAY



** Unclassified Position

HIGHWAY DEPARTMENT

Highway Fund: 540
2016 BUDGET NARRATIVE

DEPARTMENT HEAD: Ernest Winters
LOCATION: Winnebago County
901 W. County Rd. Y
Oshkosh, WI 54901

TELEPHONE: 232-1750

2015 ACCOMPLISHMENTS:

1. Constructed and implemented a Magnesium Chloride dispenser system which improved winter maintenance operations for the County and State highways.
2. Implemented the use and operations of a new salt storage facility built on STH 26 in order to improve efficiencies during winter maintenance operations on USH 41 and nearby County and town roadways.
3. Passed a County Board Resolution to implement new State Laws regarding Implements of Husbandry, weight limits and operating guidelines.
4. The ongoing implementation of the DOT program regarding "Performance Based Maintenance" which calls for counties to bid on certain types of state highway maintenance
5. Assisted the Health and Parks departments with the application and implementation of a Wisconsin DOT Transportation Assistance Program grant. This grant will be used for a rural bicycle and pedestrian study.
6. Performed highway maintenance activities consisting of mill & overlay, patching, chip sealing, drainage improvements, signing and shouldering on over 50 miles of county trunk highways.

2016 GOALS & OBJECTIVES:

1. Oversee, and manage the design and construction activities pertaining to the department's Capital Improvement Program.
2. Continue to monitor and work with DOT pertaining to Performance Based Maintenance to insure that Winnebago County is well positioned in this program for now and in the future.
3. Assist Town, Cities and Villages with the application process and use of Local Road and Surface Transportation funding available through various DOT mechanisms.
4. Continue to perform highway system maintenance activities leading to improvements in our Levels of Service on a County wide basis.

HIGHWAY

Highway Fund: 540
2016 BUDGET NARRATIVE
HIGHLIGHTS

DEPARTMENT STAFFING:

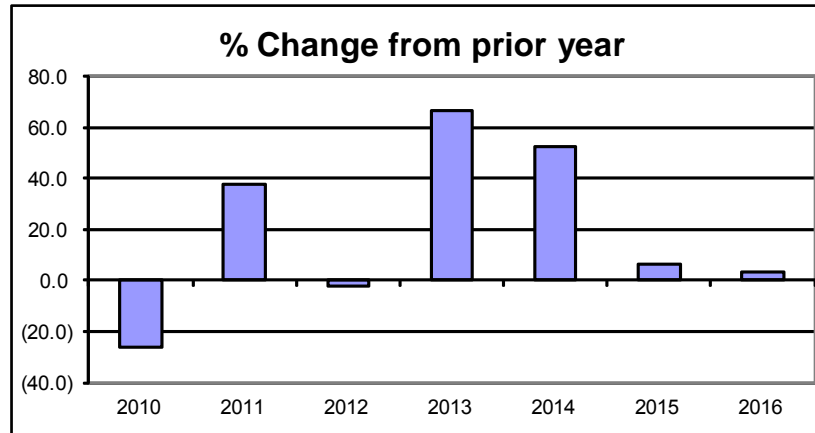
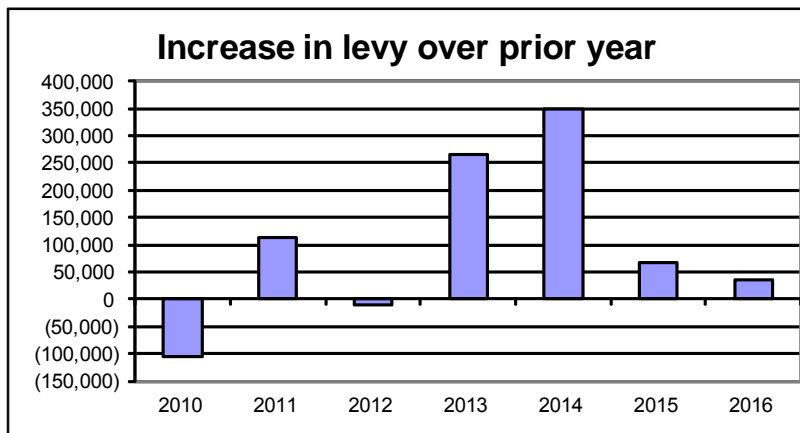
	2007	2008	2009	2010	2011	2012	2013	2014	2015	2016
Full Time	78	78	78	78	78	78	77	78	80	80
Part Time	2	2	2	2	2	2	2	2	2	2
Total	80	80	80	80	80	80	79	80	82	82

There is no change to the department staffing table for 2016.

COUNTY LEVY: The Highway Department operates as a proprietary type activity and as such does not have a direct tax levy. The department provides county road maintenance, which is charged back to the general fund. The department also does work for the State and other municipalities within Winnebago County and bills those units of government for services provided.

County Road Maintenance: The 2016 tax levy in the General Fund for County Road Maintenance is \$1,113,233, an increase of \$35,808 or 3.3% over 2015.

Note: The County has budgeted \$5,000 for the cost of snowplowing at the Tri-County Ice Arena.



SIGNIFICANT CHANGES FROM 2015 ADOPTED - Highway

Impact on the Operating Budget (Excludes Principal Payments on Debt)

Significant changes from 2015	Effect on Budget	Effect on Surplus	Total	
2015 Budgeted Surplus (Deficit)			\$ 84,189	
Significant changes to revenues:				
Account	Incr/(Decr) Revenue			
Highway Services	(3,045)	(3,045)		Decrease based on historical trend.
Hwy Maint State	239,230	239,230		Increase due to combining the revenue from line item "Hwy Non Road Related Revenue, below) which was not a correct classification of this revenue source.
Hwy Non Road Related Revenues	(328,400)	(328,400)		Decrease due to combining the revenue from this line item with "Hwy Maint State" which is a better reflection of this revenue source.
Hwy Culture Red Ec Revenues	6,245	6,245		Increase based on historical data and Winnebago Mental Health Institute purchasing salt.
Hwy Conservation Dev Revenue	11,760	11,760		Increase based on addition of dead deer pickup contract with DNR.
Hwy Maint Municipal	(40,000)	(40,000)		Decrease in the amount of Culvert/Bridge projects.
Highway Services - interfund	(1,866,644)	(1,866,644)		Decrease in mill and pave projects projected to be done on county roads in 2016.
Sale of Scrap	7,500	7,500		Decrease based on historical data.
Total revenue changes	(1,973,354)			
Significant changes to expenses:				
Account	Incr/(Decr) Expense			Description
Temporary Employees	47,899	(47,899)		Increase to budget for part-time employees to cover employee time off (unexpected days), especially for winter maintenance.
Dental Insurance	(3,458)	3,458		Decrease in cost as projected by Human Resources.
WI Retirement	(15,756)	15,756		Decrease based on projections from Human Resources, probable due to the tenure of work force.

SIGNIFICANT CHANGES FROM 2015 ADOPTED - Highway

Impact on the Operating Budget (Excludes Principal Payments on Debt)

Significant changes from 2015	Effect on Budget	Effect on Surplus	Total	
Capital - Buildings	55,000	(55,000)		Increase based on the new request for shop floor drains and overhead doors.
Capital - Equipment	(402,500)	402,500		Decrease in the amount of capital equipment needed for Highway operations in 2016.
Wireless	(3,200)	3,200		Decrease based on reclassifying these expenses under Telephone.
Small Equipment	13,300	(13,300)		Increase due to routine replacement of new digital radios (costs slightly higher than old system radios).
Sodium Chloride	75,250	(75,250)		Increase due to higher unit cost, use of more road salt, and less salt/sand/chip mix (operational decision). Use of magnesium treated salt in extreme cold temps sold to the State, untreated State salt is directly purchased by WISDOT.
Lubricants	4,950	4,950		Decrease based on historical data.
Road Maintenance Materials	(1,474,946)	1,474,946		Decrease in mill and pave projects in 2016.
Equipment Repairs	(15,800)	15,800		Decrease based on historical data.
Other Repair Maint Streets	(107,000)	107,000		Decrease in mill and pave projects in 2016 and historical data decline.
Other small changes	(66,351)	66,351		This is a combination of small increases and decreases to revenue and expense accounts.
Total expense changes	(1,892,612)			
2016 Budgeted Surplus (Deficit)			\$ 13,347	

Financial Summary Highway Fund

<u>Items</u>	<u>2015 7-Month Actual</u>	<u>2015 12-Month Estimate</u>	<u>2015 Adopted Budget</u>	<u>2015 Adjusted Budget</u>	<u>2016 Adopted Budget</u>
Total Revenues	7,431,818	14,686,269	14,592,383	14,592,383	12,666,131
Labor	3,078,498	5,609,580	5,642,177	5,642,177	5,632,644
Travel	2,065	7,920	7,889	7,889	7,625
Capital	463,419	1,413,333	1,362,000	1,413,333	1,014,500
Other Expenditures	4,159,717	8,879,107	8,579,506	8,579,506	7,070,915
Total Expenditures	7,703,699	15,909,940	15,591,572	15,642,905	13,725,684
(Surplus) deficit before adjustments	271,881	1,223,671	999,189	1,050,522	1,059,553
<i>Adjustments:</i>					
Back out depreciation			(1,083,378)		(1,072,900)
Net (surplus) deficit on a budgetary basis			(84,189)		(13,347)

**Winnebago County
Budget Detail - 2016**

Description	Object	2012 Actual	2013 Actual	2014 Actual	2015 Adopted	2016 Request	2016 Executive	2016 Adopted	% Change From Prior Yr Adopted
Fund - 540 - Highway									
Revenue									
Licenses:									
Permit Fees	44003	15,158	16,780	11,854	15,000	15,000	15,000	15,000	0.00%
Licenses Subtotal:		15,158	16,780	11,854	15,000	15,000	15,000	15,000	0.00%
Public Services:									
Highway Services	45000	32,679	532	174	3,870	825	825	825	-78.68%
Forms Copies Etc	45003	0	10	1	0	0	0	0	0.00%
Rental Revenues	45011	350	350	350	350	350	350	350	0.00%
Public Services Subtotal:		33,029	892	525	4,220	1,175	1,175	1,175	-72.16%
Intergov Services:									
Hwy Maint State	43005	2,525,852	3,036,115	3,495,004	3,518,110	3,757,340	3,757,340	3,757,340	6.80%
Hwy Maint Municipal	43008	2,470,334	2,887,297	2,216,286	2,637,728	2,685,190	2,685,190	2,685,190	1.80%
Hwy Non Road Related Revenues	43011	245,570	318,595	0	328,400	0	0	0	-100.00%
Hwy Health Agency Revenues	43012	6,870	27,684	25,822	26,160	26,000	26,000	26,000	-0.61%
Hwy Culture Rec Ed Revenues	43013	2,523	9,479	11,643	3,755	10,000	10,000	10,000	166.31%
Hwy Conservation Dev Revenue	43014	157	5,544	140	240	12,000	12,000	12,000	4,900.00%
Intergov Services Subtotal:		5,251,306	6,284,713	5,748,896	6,514,393	6,490,530	6,490,530	6,490,530	-0.37%
Interfund Revenue:									
Hwy Maint Municipal	63008	17,475	19,689	22,310	70,200	30,200	30,200	30,200	-56.98%
Highway Services	65000	7,067,806	6,079,498	5,020,106	7,908,220	6,038,576	6,038,576	6,041,576	-23.60%
Interfund Revenue Subtotal:		7,085,281	6,099,187	5,042,416	7,978,420	6,068,776	6,068,776	6,071,776	-23.90%
Total Operating Revenue:		12,384,774	12,401,572	10,803,690	14,512,033	12,575,481	12,575,481	12,578,481	-13.32%

**Winnebago County
Budget Detail - 2016**

Description	Object	2012 Actual	2013 Actual	2014 Actual	2015 Adopted	2016 Request	2016 Executive	2016 Adopted	% Change From Prior Yr Adopted
Fund - 540 - Highway									
Interest:									
Interest Investments	48000	8,763	10,042	9,317	12,000	12,000	12,000	12,000	0.00%
Investment Mark to Market	48002	0	(14,447)	7,458	0	0	0	0	0.00%
Interest Subtotal:		8,763	(4,405)	16,774	12,000	12,000	12,000	12,000	0.00%
Misc Revenues:									
Sale Of Prop Equip	48104	485	0	0	0	0	0	0	0.00%
Sale of Scrap	48106	29,979	28,564	54,166	35,050	42,550	42,550	42,550	21.40%
Other Miscellaneous Revenues	48109	34,075	32,143	36,287	33,300	33,100	33,100	33,100	-0.60%
Misc Revenues Subtotal:		64,539	60,707	90,453	68,350	75,650	75,650	75,650	10.68%
Total Non-Operating Revenue:		73,301	56,302	107,227	80,350	87,650	87,650	87,650	9.09%
Revenue Total:		12,458,075	12,457,874	10,910,918	14,592,383	12,663,131	12,663,131	12,666,131	-13.20%
Expense									
Wages:									
Regular Pay	51100	3,237,620	3,293,150	3,323,659	3,615,565	3,589,456	3,589,456	3,589,456	-0.72%
Temporary Employees	51101	0	0	22,666	19,200	67,099	67,099	67,099	249.47%
Overtime	51105	227,071	301,238	248,599	292,000	292,000	292,000	292,000	0.00%
Comp Time	51108	(7,841)	(3,996)	5,220	0	0	0	0	0.00%
Wages Subtotal:		3,456,849	3,590,392	3,600,144	3,926,765	3,948,555	3,948,555	3,948,555	0.55%

**Winnebago County
Budget Detail - 2016**

Description	Object	2012 Actual	2013 Actual	2014 Actual	2015 Adopted	2016 Request	2016 Executive	2016 Adopted	% Change From Prior Yr Adopted
Fund - 540 - Highway									
Fringes Benefits:									
FICA Medicare	51200	246,573	265,256	263,439	300,321	302,064	302,064	302,064	0.58%
Health Insurance	51201	849,396	812,271	834,755	943,255	927,828	927,828	927,828	-1.64%
Dental Insurance	51202	40,045	46,835	56,433	59,428	55,970	55,970	55,970	-5.82%
Workers Compensation	51203	63,347	106,368	32,271	33,328	30,386	30,386	30,386	-8.83%
Unemployment Comp	51204	88,944	86,464	97,258	95,000	97,850	97,850	97,850	3.00%
WI Retirement	51206	215,698	238,646	247,326	265,646	249,890	249,890	249,890	-5.93%
Fringe Benefits Other	51207	(13,517)	30,466	36,438	18,434	20,101	20,101	20,101	9.04%
Fringes Benefits Subtotal:		1,490,487	1,586,307	1,567,919	1,715,412	1,684,089	1,684,089	1,684,089	-1.83%
Total Labor:		4,947,336	5,176,699	5,168,063	5,642,177	5,632,644	5,632,644	5,632,644	-0.17%
Travel:									
Registration Tuition	52001	4,523	2,341	2,093	3,200	3,550	3,550	3,550	10.94%
Automobile Allowance	52002	565	0	54	675	675	675	675	0.00%
Meals	52005	368	382	0	773	1,050	1,050	1,050	35.83%
Lodging	52006	1,845	1,078	1,769	2,816	2,050	2,050	2,050	-27.20%
Other Travel Exp	52007	60	0	0	100	0	0	0	-100.00%
Taxable Meals	52008	10	25	57	325	300	300	300	-7.69%
Travel Subtotal:		7,370	3,825	3,973	7,889	7,625	7,625	7,625	-3.35%
Total Travel:		7,370	3,825	3,973	7,889	7,625	7,625	7,625	-3.35%
Capital Outlay:									
Buildings	58001	0	63,781	0	0	55,000	55,000	55,000	100.00%
Equipment	58004	728,818	1,066,761	1,103,584	1,362,000	959,500	959,500	959,500	-29.55%
Capital Outlay Subtotal:		728,818	1,130,542	1,103,584	1,362,000	1,014,500	1,014,500	1,014,500	-25.51%
Total Capital:		728,818	1,130,542	1,103,584	1,362,000	1,014,500	1,014,500	1,014,500	-25.51%

**Winnebago County
Budget Detail - 2016**

Description	Object	2012 Actual	2013 Actual	2014 Actual	2015 Adopted	2016 Request	2016 Executive	2016 Adopted	% Change From Prior Yr Adopted
Fund - 540 - Highway									
Office:									
Office Supplies	53000	3,978	2,589	3,407	2,575	2,675	2,675	2,675	3.88%
Printing Supplies	53002	325	338	356	550	550	550	550	0.00%
Print Duplicate	53003	109	20	204	450	600	600	600	33.33%
Postage and Box Rent	53004	761	510	543	895	620	620	620	-30.73%
Computer Software	53006	0	1,540	465	1,500	1,500	1,500	1,500	0.00%
Telephone	53008	14,600	12,664	12,673	15,900	15,700	15,700	15,700	-1.26%
Telephone Supplies	53009	0	58	0	800	500	500	500	-37.50%
Long Distance	53011	0	1	57	100	0	0	0	-100.00%
Wireless	53012	16,199	18,791	17,945	21,200	18,000	18,000	18,000	-15.09%
Voice and Data Cabling	53014	0	3,942	0	0	0	0	0	0.00%
Office Subtotal:		35,971	40,452	35,649	43,970	40,145	40,145	40,145	-8.70%
Operating:									
Advertising	53500	138	35	45	275	200	200	200	-27.27%
Subscriptions	53501	300	469	280	500	500	500	500	0.00%
Membership Dues	53502	859	781	697	859	859	859	859	0.00%
Household Supplies	53516	614	1,687	1,838	2,600	2,600	2,600	2,600	0.00%
Uniforms Tools Allowance	53517	7	0	0	0	0	0	0	0.00%
Food	53520	389	887	1,751	1,000	1,000	1,000	1,000	0.00%
Small Equipment	53522	19,062	27,647	21,014	28,500	41,800	41,800	41,800	46.67%
Shop Supplies	53523	38,365	36,487	48,879	42,000	43,000	43,000	43,000	2.38%
Medical Supplies	53524	204	136	184	400	400	400	400	0.00%
Other Operating Supplies	53533	5,253	4,045	4,226	5,700	4,500	4,500	4,500	-21.05%
Safety Supplies	53543	4,084	4,167	4,148	4,100	3,900	3,900	3,900	-4.88%
Motor Fuel	53548	645,941	739,849	658,939	792,804	795,274	795,274	795,274	0.31%
Equipment Rental	53551	50,310	37,945	38,596	52,050	52,400	52,400	52,400	0.67%
Operating Licenses Fees	53553	498	900	709	865	835	835	835	-3.47%
Other Miscellaneous	53568	832	42	0	0	0	0	0	0.00%
Machinery Rental	53570	0	0	0	0	0	0	0	0.00%
Fuel Handling	53571	0	0	0	0	0	0	0	0.00%
Close to Assets Lia	53572	(16,312)	54,067	(314,366)	(26,100)	(50,600)	(50,600)	(50,600)	93.87%
Building Space Cost	53574	(21,611)	(63,781)	0	0	0	0	0	0.00%
Field Small Tools	53575	0	0	0	0	8	8	8	100.00%

**Winnebago County
Budget Detail - 2016**

Description	Object	2012 Actual	2013 Actual	2014 Actual	2015 Adopted	2016 Request	2016 Executive	2016 Adopted	% Change From Prior Yr Adopted
Fund - 540 - Highway									
Shop Services	53576	0	0	4,572	0	0	0	0	0.00%
Employee Benefits	53577	0	0	0	0	0	0	0	0.00%
Small Equipment Technology	53580	0	0	108	0	0	0	0	0.00%
Print Duplicate	73003	3,526	3,542	3,784	4,000	4,000	4,000	4,000	0.00%
Postage and Box Rent	73004	1,134	1,121	890	1,500	1,500	1,500	1,500	0.00%
Operating Subtotal:		733,593	850,025	476,295	911,053	902,176	902,176	902,176	-0.97%
Repairs & Maint:									
Sodium Chloride	54002	185,381	389,743	283,078	280,000	355,250	355,250	355,250	26.88%
Calcium Chloride	54003	0	0	14	50	0	0	0	-100.00%
Small Hardware	54008	3,332	1,220	2,146	3,000	3,500	3,500	3,500	16.67%
Other Elect Products	54012	0	252	470	0	0	0	0	0.00%
Other Building Materials	54015	9,071	108,416	20,351	21,100	23,480	23,480	23,480	11.28%
Lubricants	54016	34,753	38,647	31,847	37,950	42,900	42,900	42,900	13.04%
Machine Equip Parts	54017	372,670	481,925	466,453	430,900	450,250	450,250	450,250	4.49%
Tires Batteries	54018	65,210	72,822	55,206	62,900	64,200	64,200	64,200	2.07%
Road Maintenance Materials	54019	4,027,773	3,463,762	2,514,226	4,867,605	3,392,659	3,392,659	3,392,659	-30.30%
Maintenance Buildings	54020	39	0	0	0	0	0	0	0.00%
Maintenance Grounds	54021	11	223	489	0	0	0	0	0.00%
Maintenance Equipment	54022	1,851	1,288	1,059	1,900	1,900	1,900	1,900	0.00%
Consumable Tools	54026	11,250	9,500	11,935	9,420	10,000	10,000	10,000	6.16%
Equipment Repairs	54029	46,662	57,820	57,929	80,000	64,200	64,200	64,200	-19.75%
Maintenance Grounds	74021	18,604	19,503	15,102	15,019	14,982	14,982	14,982	-0.25%
Equipment Repairs	74029	561	594	627	628	660	660	660	5.10%
Repairs & Maint Subtotal:		4,777,168	4,645,716	3,460,932	5,810,472	4,423,981	4,423,981	4,423,981	-23.86%
Utilities:									
Heat	54700	7,453	14,053	15,034	19,600	20,100	20,100	20,100	2.55%
Power and Light	54701	82,895	93,258	86,932	104,250	105,400	105,400	105,400	1.10%
Water and Sewer	54702	26,460	32,254	36,027	37,450	37,200	37,200	37,200	-0.67%
Refuse Collection	54703	0	0	164	0	0	0	0	0.00%
Heat	74700	9,796	11,172	11,111	15,400	15,000	15,000	15,000	-2.60%
Refuse Collection	74703	15,546	17,011	22,094	16,900	17,700	17,700	17,700	4.73%
Utilities Subtotal:		142,150	167,747	171,362	193,600	195,400	195,400	195,400	0.93%

**Winnebago County
Budget Detail - 2016**

Description	Object	2012 Actual	2013 Actual	2014 Actual	2015 Adopted	2016 Request	2016 Executive	2016 Adopted	% Change From Prior Yr Adopted
Fund - 540 - Highway									
Contractual Services:									
Medical and Dental	55000	5,052	5,163	5,367	8,600	8,700	8,700	8,700	1.16%
Pest Extermination	55002	477	495	495	500	500	500	500	0.00%
Other Repair Maint Streets	55004	310,645	177,829	155,214	266,800	156,800	156,800	159,800	-40.10%
Grounds Maintenance	55007	71	0	0	500	0	0	0	-100.00%
Building Repairs	55008	13,499	11,931	21,940	27,200	28,200	28,200	28,200	3.68%
Data Processing	55013	765	0	0	0	0	0	0	0.00%
Professional Service	55014	800	0	0	0	0	0	0	0.00%
Contractual Services Subtotal:		331,309	195,417	183,015	303,600	194,200	194,200	197,200	-35.05%
Insurance Expenses:									
Prop Liab Insurance	76000	158,942	161,280	152,160	157,433	157,217	157,217	157,217	-0.14%
Insurance Expenses Subtotal:		158,942	161,280	152,160	157,433	157,217	157,217	157,217	-0.14%
Deprec & Amort:									
Depreciation Expense	56503	998,099	1,050,066	1,066,163	1,083,378	1,072,900	1,072,900	1,072,900	-0.97%
Deprec & Amort Subtotal:		998,099	1,050,066	1,066,163	1,083,378	1,072,900	1,072,900	1,072,900	-0.97%
Total Other Operating:		7,177,233	7,110,704	5,545,576	8,503,506	6,986,019	6,986,019	6,989,019	-17.81%
Debt Payments:									
Debt Principal Payments	57000	51,514	61,495	65,600	69,000	72,000	72,000	72,000	4.35%
Debt Interest Payments	57001	22,505	20,594	8,652	7,000	9,896	9,896	9,896	41.37%
Debt Payments Subtotal:		74,019	82,089	74,251	76,000	81,896	81,896	81,896	7.76%

**Winnebago County
Budget Detail - 2016**

Description	Object	2012 Actual	2013 Actual	2014 Actual	2015 Adopted	2016 Request	2016 Executive	2016 Adopted	% Change From Prior Yr Adopted
Fund - 540 - Highway									
Transfers Out:									
Other Transfers Out	59501	456,933	150,000	0	0	0	0	0	0.00%
Transfers Out Subtotal:		456,933	150,000	0	0	0	0	0	0.00%
Total Non-Operating Expense:									
		530,952	232,089	74,251	76,000	81,896	81,896	81,896	7.76%
Expense Total:									
		13,391,708	13,653,859	11,895,446	15,591,572	13,722,684	13,722,684	13,725,684	-11.97%
Highway Surplus / (Deficit) prior to adjustments									
		(933,633)	(1,195,985)	(984,529)	(999,189)	(1,059,553)	(1,059,553)	(1,059,553)	6.04%
Adjustments:									
Back out depreciation		998,099	1,050,066	1,066,163	1,083,378	1,072,900	1,072,900	1,072,900	-0.97%
Net Surplus / (Deficit) on budgetary basis									
		64,466	(145,919)	81,635	84,189	13,347	13,347	13,347	-84.15%

**WINNEBAGO COUNTY
CAPITAL OUTLAY - 2016**

<u>Department</u>	<u>Description</u>	<u>Quantity</u>	<u>Unit Cost</u>	<u>Capital Outlay</u>
Highway -				
	Street sweeper	1	305,000	305,000
	Quad Axle Dump Truck	1	290,000	290,000
	5500 Quad Cab Pickup	1	110,000	110,000
	Concrete Drill	1	10,000	10,000
	FWD Utility Vehicle	1	38,000	38,000
	Road Roller	1	55,000	55,000
	Arrow Board	1	5,500	5,500
	Riding Lawn Mower	1	35,000	35,000
	Floor Scrubber	1	35,000	35,000
	Forklift	1	36,000	36,000
	Shop floor drains	1	30,000	30,000
	Overhead doors	1	25,000	25,000
	Fuel system upgrade	1	40,000	40,000
		13		1,014,500

SIGNIFICANT CHANGES FROM 2015 ADOPTED - County Road Maintenance

Account	Amount	Description
Significant changes from 2015		
Tax Levy 2015	\$ 1,077,425	
Revenue Changes - impact on levy:		
None	-	
Expense Changes - impact on levy:		
Snow Removal Streets	755,000	Increase is the result of moving the cost which previously was incorrectly classified under the "contractual" category. It should have been shown as work done by our own highway crews.
Snow Removal	(700,000)	Decrease is the result of moving this cost which should have been classified as performed by our staff, not contracted services.
Other small changes	(19,192)	This is a combination of small increases and decreases to revenue and expense accounts.
Tax Levy 2016	\$ 1,113,233	

Snow removal streets includes \$5,000 for snow plowing at the Tri County Ice Arena.

Financial Summary County Road Maintenance

<u>Items</u>	<u>2015 7-Month Actual</u>	<u>2015 12-Month Estimate</u>	<u>2015 Adopted Budget</u>	<u>2015 Adjusted Budget</u>	<u>2016 Adopted Budget</u>
Total Revenues	1,486,127	2,015,048	2,003,390	2,003,390	2,048,000
Labor	-	-	-	-	-
Travel	-	-	-	-	-
Capital	-	-	-	-	-
Other Expenditures	1,763,822	3,080,815	3,080,815	3,117,634	3,161,233
Total Expenditures	1,763,822	3,080,815	3,080,815	3,117,634	3,161,233
Levy			1,077,425		1,113,233

**Winnebago County
Budget Detail - 2016**

Description	Object	2012 Actual	2013 Actual	2014 Actual	2015 Adopted	2016 Request	2016 Executive	2016 Adopted	% Change From Prior Yr Adopted
Department - 040 - County Road Maintenance									
Revenue									
Intergov Rev:									
Transportation Aids	42015	2,077,499	1,866,226	1,925,116	1,955,390	2,000,000	2,000,000	2,000,000	2.28%
Intergov Rev Subtotal:		2,077,499	1,866,226	1,925,116	1,955,390	2,000,000	2,000,000	2,000,000	2.28%
Interfund Revenue:									
Material Sales	68105	19,487	23,624	25,869	33,000	33,000	33,000	33,000	0.00%
Interfund Revenue Subtotal:		19,487	23,624	25,869	33,000	33,000	33,000	33,000	0.00%
Total Operating Revenue:		2,096,986	1,889,850	1,950,984	1,988,390	2,033,000	2,033,000	2,033,000	2.24%
Misc Revenues:									
Insurance Recoveries	48107	14,367	14,343	7,390	15,000	15,000	15,000	15,000	0.00%
Other Miscellaneous Revenues	48109	75,000	75,000	0	0	0	0	0	0.00%
Misc Revenues Subtotal:		89,367	89,343	7,390	15,000	15,000	15,000	15,000	0.00%
Transfers In:									
Other Transfers In	49501	456,933	150,000	0	0	0	0	0	0.00%
Transfers In Subtotal:		456,933	150,000	0	0	0	0	0	0.00%
Total Non-Operating Revenue:		546,300	239,343	7,390	15,000	15,000	15,000	15,000	0.00%
Revenue Total:		2,643,287	2,129,194	1,958,374	2,003,390	2,048,000	2,048,000	2,048,000	2.23%

Winnebago County Budget Detail - 2016

Description	Object	2012 Actual	2013 Actual	2014 Actual	2015 Adopted	2016 Request	2016 Executive	2016 Adopted	% Change From Prior Yr Adopted
Department - 040 - County Road Maintenance									
Expense									
Operating:									
Operating Grants	53565	124,174	0	0	0	0	0	0	0.00%
Operating Subtotal:		124,174	0	0	0	0	0	0	0.00%
Repairs & Maint:									
Repair Maint Streets	75806	2,195,002	1,871,522	1,876,370	2,359,600	2,384,644	2,384,644	2,384,644	1.06%
Snow Removal Streets	75807	0	0	874,727	0	750,000	755,000	755,000	100.00%
Repairs & Maint Subtotal:		2,195,002	1,871,522	2,751,097	2,359,600	3,134,644	3,139,644	3,139,644	33.06%
Contractual Services:									
Professional Service	55014	53,721	46,329	51,917	0	0	0	0	0.00%
Architect Engineer	55019	0	9,064	142	12,000	12,000	12,000	12,000	0.00%
Snow Removal	75003	615,421	1,048,430	0	700,000	0	0	0	-100.00%
Contractual Services Subtotal:		669,142	1,103,824	52,059	712,000	12,000	12,000	12,000	-98.31%
Insurance Expenses:									
Prop Liab Insurance	76000	7,644	8,496	8,772	9,215	9,589	9,589	9,589	4.06%
Insurance Expenses Subtotal:		7,644	8,496	8,772	9,215	9,589	9,589	9,589	4.06%
Total Other Operating:		2,995,961	2,983,842	2,811,928	3,080,815	3,156,233	3,161,233	3,161,233	2.61%
Expense Total:		2,995,961	2,983,842	2,811,928	3,080,815	3,156,233	3,161,233	3,161,233	2.61%
County Road Maintenance Net/(Levy):		(352,675)	(854,649)	(853,554)	(1,077,425)	(1,108,233)	(1,113,233)	(1,113,233)	3.32%

SUMMARY BY DIVISION

	<u>Revenues</u>	<u>Expenses</u>	<u>Adjustments</u>	<u>Levy</u>
HEALTH & HUMAN SERVICES				
Public Health Department	\$ 2,026,275	\$ 3,812,152	\$ (71,342)	\$ 1,714,535
Child Support	1,802,183	1,597,104	-	(205,079)
Veterans	14,400	497,664	-	483,264
Human Services	25,501,430	43,574,804	-	18,073,374
Park View Health Center	13,967,657	18,074,979	(2,102,700)	2,004,622
Park View Health Center Debt	-	2,431,000	-	2,431,000
	<u>\$ 43,311,945</u>	<u>\$ 69,987,703</u>	<u>\$ (2,174,042)</u>	<u>\$ 24,501,716</u>

PUBLIC HEALTH

General Fund – Division: 052

2016 BUDGET NARRATIVE

DEPARTMENT HEAD: Doug Gieryn
HEALTH LOCATIONS: Winnebago County Health Department Neenah City Hall **TELEPHONE:** 232-3000
112 Otter Avenue, Second Floor 211 Walnut Street, Second Floor **FAX:** 232-3370
Oshkosh, WI 54903-2808 Neenah, WI 54956 www.co.winnebago.wi.us/health
health@co.winnebago.wi.us
www.rethinkwinnebago.org

WIC LOCATIONS: Winnebago County Health Department Winnebago County Neenah Human Services Building
112 Otter Avenue, Second Floor 211 North Commercial Street
Oshkosh, WI 54903-2808 Neenah, WI 54956

MISSION STATEMENT:
To protect and promote the health of the residents of Winnebago County.

PROGRAM DESCRIPTIONS:

ADMINISTRATION: Provides departmental leadership, planning, supervision, programmatic oversight, support staffing, accounting and budget. Responsible for health assessment, policies, enforcement, data management, community partnership, planning, fund seeking, marketing, media, website, and workforce development.

CHRONIC DISEASE PREVENTION: Addresses health issues at the population/community level by convening stakeholders, changing the environment and influencing policy to shift cultural norms and attitudes about unhealthy behaviors and making the healthy choice the easy choice.

- re:TH!NK Community Coalition – Addresses substance abuse through community partnership, education, policy, environment and prevention. Promotion of smoke free policies and tobacco use cessation, education, youth advocacy and tobacco retailer compliance checks. Promotion of general health through lifestyle choices, healthy food, physical activity and prevention of chronic disease.

ENVIRONMENTAL HEALTH & PUBLIC HEALTH PREPAREDNESS: Ensures an environment that protects and promotes health by assessing, correcting, controlling, and preventing those factors in the environment that can potentially adversely affect the health of individuals and the community. Plans, exercises and responds to naturally occurring or manmade threats to the health of the public. Programs include:

- Sanitarian – Inspection, consultation, code enforcement and licensure of food service establishments, campgrounds, temporary restaurants, swimming pools, hotel/motels, bed & breakfasts, animal grooming establishments, manufactured home parks, transient non-community wells and tattoo parlors.

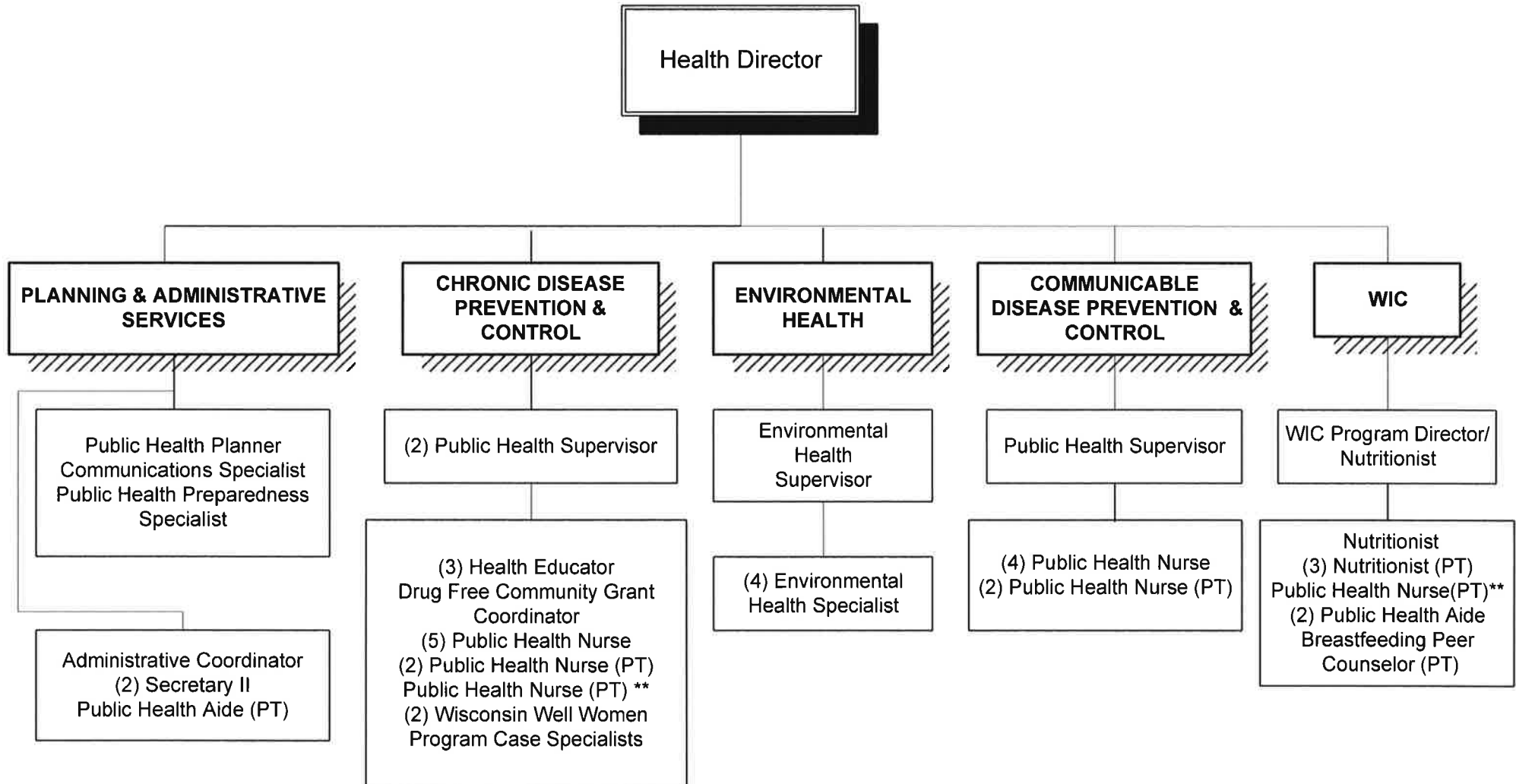
- **Environmental Health** – Inspection, consultation and education to prevent and minimize adverse environmental exposures from air, water, housing, occupation, toxic materials, vector control, human health hazards and nuisances.
- **Public Health Preparedness** - Community preparedness planning and exercises to respond to crisis or disaster including pandemic influenza, mass clinic operation, nuclear/biological/chemical accident or terrorism, participation in regional consortium activities and overall 24/7/365 availability of health department staff.

PUBLIC HEALTH NURSING: Provides client direct public health nurse based services in the following program areas and other related services:

- **General Public Health** – General consultation including home visitation on health issues especially to those with chronic diseases and disabilities, health education, injury prevention, wellness promotion, health prevention programming, community monitoring and referral.
- **Communicable Disease** – Communicable disease surveillance, epidemiologic follow-up, disease containment, education, outbreak investigation, case referral and reporting. Tuberculosis skin testing for general public, county employees and contracted agencies.
- **Immunizations** – Provision and monitoring of required immunizations to prevent vaccine preventable diseases in children. Vaccines for adults on a fee for service basis.
- **Seasonal Influenza** – Monitoring of disease, public education, and provision of flu vaccine to county employees and contracted agencies.
- **Jail Services** – Hepatitis A vaccination of food service workers and HIV counseling and testing.
- **HIV Partner Referral/Counseling & Testing** – HIV partner referral for HIV positive clients. HIV testing and counseling.
- **MCH** – Provides coordinated health care services to women during and after pregnancy and to infants and children by providing assessment, planning, monitoring, education and referral.
- **Older Adult** – Services including home visit support, clinic based screenings and medication set-ups.
- **PNCC - Prenatal Care Coordination** is a Medicaid program providing case management services for low income high risk pregnant women and their families to improve birth outcomes by early identification, psychosocial support, education and access to medical and other services.
- **Daycare** – Health education and monitoring of immunization, communicable disease, food safety and injury prevention for daycare children, staff and parents.
- **Housing Authority** - Nursing services including assessment, referral, medication set-up, health monitoring and service coordination provided to Housing Authority residents in Omro, Winneconne and Oshkosh via a contractual agreement between the two agencies.
- **Long Term Assessments** – Nursing assessment for health as part of a screening for individuals requesting participation in the Community Options Program run by the Division of Social Services in the County Human Services department.
- **Refugee Health** – Health screening of refugee arrivals to Winnebago County.

WOMEN, INFANTS, AND CHILDREN (WIC): A food supplement and nutrition education program offered to eligible low to moderate income pregnant women, breast-feeding women, women who have had a baby in the last six months, infants, and children up to age five.

HEALTH



**1 full-time position that works .5 @ WIC & .5 @PH

PUBLIC HEALTH

**General Fund – Division: 052
2016 BUDGET NARRATIVE**

DEPARTMENT HEAD: Doug Gieryn
LOCATION: Winnebago County Health Department
112 Otter Avenue, Second Floor
Oshkosh, WI 54903-2808

TELEPHONE: 232-3000
FAX: 232-3370

2015 ACCOMPLISHMENTS:

- 1. Consolidated the Neenah WIC and Public Health offices into one location to better serve customers and increase staff efficiency.**
- 2. Awarded 2nd DFC grant for \$625K to help reduce youth substance abuse and build / strengthen our community coalition, re:TH!NK, and the re:TH!NK Youth Coalition.**
- 3. Completed a Community Health Needs Assessment in partnership with all Winnebago, Outagamie and Calumet Health Departments and the Affinity, Aurora and Theda Care health care systems, and Children’s Hospital.**
- 4. Successfully passed a five year review/evaluation of public health certification as a Level III (highest level) health department and a three year evaluation of the environmental health food safety and recreational licensing program.**
- 5. Launched eWIC, an electronic system for nutrition benefit issuance to replace a paper based voucher system and implemented self-guided modules to increase access to WIC participant education.**
- 6. Made restaurant inspections available online from the County Health Department website.**
- 7. Began implementation of a reorganization plan for the Health Department to increase efficiency, cross discipline services and build depth of leadership.**
- 8. Provided electronic delivery device (e-cigarette) education to the Board of Health (BOH) and County Board, which lead to the County Board amending section 9.14 of the General Code of Winnebago County to include e-cigarettes the county buildings and vehicles smoke free ordinance.**
- 9. Completed a Mass Casualty response plan to better prepare and plan for the response to a mass casualty event.**

10. Applied for a \$1M grant to improve access to nutritious restaurant meals for children and increase fruit and vegetable access at convenience stores.
11. The Winnebago County Heroin Task Force successfully attracted Addiction Medical Services of WI to open a medically assisted therapy (MAT) clinic in Oshkosh, created a Treatment Resource Guide with the Fox Valley Substance Abuse Coalition, and hosted a 2nd annual re:TH!NK addiction 5K run.
12. Collaborated with the ADRC of Winnebago County to establish a program committee for assuring evidence based prevention programming for seniors is available.
13. Joined and began collaboration with the Fox Valley/Tri-County Zero Suicide Initiative organized by N.E.W. Mental Health Connection, Samaritan Counseling Center of the Fox Valley, and Prevent Suicide-Fox Cities and assisted Samaritan Counseling in completing mental health wellness screening at Oshkosh High Schools to link at risk students to counseling services.
14. The Health Department led Winnebago County Child Death Review Team developed and distributed youth suicide prevention strategies and a parent grief guide.
15. Piloted the expansion of Farm to School activities to area daycares, expanded Active School initiatives to daycares, and developed a breastfeeding friendly daycare center tool kit.
16. Finished distribution of 500 United Way 2-1-1 Resource Helpline posters throughout Winnebago County to promote the mental health and suicide crisis resources provided by the helpline.
17. Implemented a social marketing campaign to educate seniors and their families about fall awareness and prevention.
18. Expanded lead poisoning prevention activities to include children with blood lead levels down to 5ug/dL from 10ug/dL.
19. Two Winnebago FACT Movement members (Wisconsin's Youth Tobacco Prevention Program) were elected to the 2015-2016 FACT Youth Board of Directors.
20. Hired consultant for Winnebago County Bicycle/Pedestrian Plan. Collected baseline data using bike/walk audits and bike/walk counts for nearly 30 intersections led by student intern with Area Health Education Center Community Health Internship Program.
21. The Health Department led Care Transitions Coalition developed three team action plans for improving access to community resources for safer and healthier transitions from acute healthcare setting to their place of residence thereby improving quality of life and reducing hospital re-enrollment.
22. Continued partnership with Oshkosh Northwestern to produce nearly 30 online educational videos about re:TH!NK and public health topics since spring of 2014. Created new media partnership with Oshkosh Independent.

23. Expanded sexually transmitted infection (STI) education into Neenah High School health classes.

24. Advanced work on improving health equity and access to transportation options through Fox Valley Thrives, a strategic alliance with ESTHER, a faith-based community organizing group focusing on issues of social justice.

2016 GOALS & OBJECTIVES:

- 1. Develop a Community Health Improvement Plan in partnership with area health care systems for use by the community and to help direct re:TH!NK coalition activities. Continue work toward applying for National Voluntary Accreditation.**
- 2. Increase the number of annual inspections of high risk food service establishments and recreational pools.**
- 3. Increase participation by low income women, infants and children into the WIC program. Enrollment has recently declined nationally.**
- 4. Begin implementation of the Fox Valley/Tri-County Zero Suicide Initiative strategies into healthcare systems.**
- 5. Complete a Winnebago County Bicycle/Pedestrian Plan and present to County Board for approval and implementation.**
- 6. Work toward passing social host ordinances in Winnebago County municipalities.**
- 7. Implement a needle exchange program to help prevent communicable disease transmission among IV drug users and the community.**

HEALTH

General Fund – Division: 052 2016 BUDGET NARRATIVE HIGHLIGHTS

DEPARTMENT STAFFING:

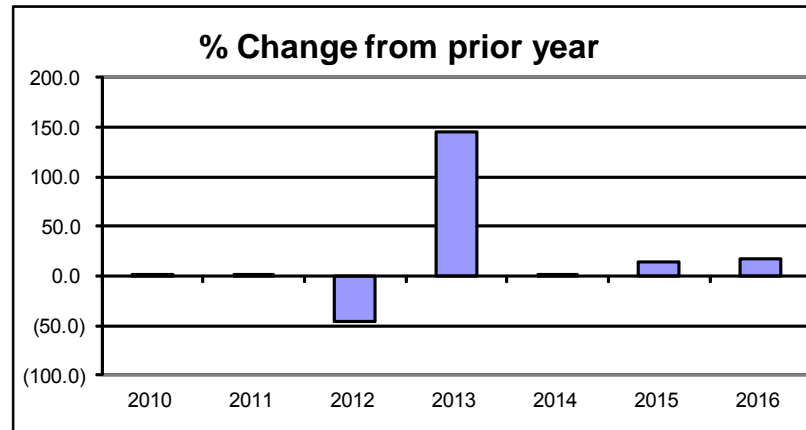
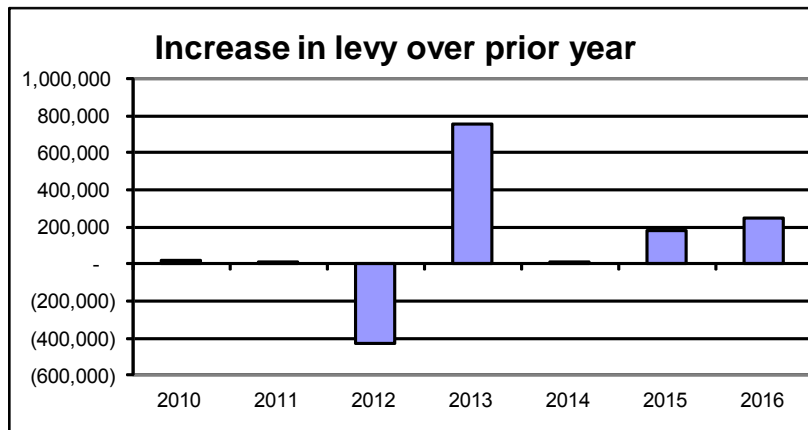
	2007	2008	2009	2010	2011	2012	2013	2014	2015	2016
Full Time	18	19	20	21	21	29	33	34	33	35
Part Time	7	6	6	6	7	9	8	8	9	9
Total	25	25	26	27	28	38	41	42	42	44

Changes in the 2016 department staffing can be found within the Table of Organization of Classified Positions schedule found in the Overview section of the budget book. There is a net increase of 5 positions in this department. Be sure to see the schedule “Fiscal Impact of New Positions” in the overview section of this book.

COUNTY LEVY: The net tax levy for the department for 2016 is \$1,714,535, an increase of \$249,812 or 17.1% over 2015, which reflects applying \$71,342 of fund balance to reduce the levy. **This \$71,342 will only be apportioned to the municipalities that were part of the Public Health function prior to the merger since the surplus was generated prior to the merger.**

The municipalities that participated in the County Public Health function prior to the merger will see smaller apportionments and tax rates for 2016, this last time, as the fund balance that has built up prior to the merger will have been fully returned to these municipalities at the end of 2016.

As mentioned earlier, Public Health is a special levy because not all municipalities participate. Cities can elect to not be covered if they have their own Health Department. Because of this, the surplus or deficit of the Health Department does not close out to General Fund balance at year end. It is closed out to its own fund balance.



SIGNIFICANT CHANGES FROM 2015 ADOPTED - Public Health

Account	Amount	Description
Significant changes from 2015		
Tax Levy 2015	\$ 1,464,723	
Revenue Changes - impact on levy:		
WI Health Services	(94,212)	Increase due to additional funding for Health Care Coalition development.
Dept of Transportation	(55,000)	Increase due to a new grant for Winnebago County bike/pedestrian plan development.
Other Grantor Agencies	39,995	Decrease due to the discontinuation of the Farm to School grant.
County Client Services	3,500	Decrease due to a decline in direct service provision - immunizations and TB skin tests.
Nursing Services	4,600	Decrease due to an expected decline in flu vaccination services with the opening of Three Waves Health Clinic.
Expense Changes - impact on levy:		
Temporary Employees	(12,300)	Decrease based on transferring funds to contracted services to cover AmeriCorps contract.
Health Insurance	57,914	Increase due to four employees adding in health insurance and normal premium increases.
Print Duplicate	(8,000)	Decrease due to current projects requiring less outsourced printing needs.
Telephone	15,750	Increase due to consolidating telephone accounts (telephone, pagers, and wireless).
Wireless	(11,000)	Decrease due to consolidating telephone accounts (telephone, pagers, and wireless).
Medical Supplies	10,000	Increase based on prior year spending.
Building Rental	(16,476)	Decrease due to the closure of the Neenah City Hall office.
Other Contracted Services	75,000	Increase due to the pass-through from increased funding for Health Care Coalition work and an additional AmeriCorps member for 2016.
Interpreter	3,000	Increase in interpreter needs at WIC and for Communicable Disease follow up.
Decrease to fund balance applied	218,658	Last year we applied more fund balance due to lost program funding. There is also less fund balance being returned to those municipalities that were part of Public Health prior to consolidation as all of it (fund balance prior to consolidation) will now have been returned to those municipalities.
Other small changes	18,383	This is a combination of small increases and decreases to revenue and expense accounts.
Tax Levy 2016	\$ 1,714,535	

Financial Summary Public Health

<u>Items</u>	<u>2015 7-Month Actual</u>	<u>2015 12-Month Estimate</u>	<u>2015 Adopted Budget</u>	<u>2015 Adjusted Budget</u>	<u>2016 Adopted Budget</u>
Total Revenues	2,038,812	2,089,774	1,909,328	2,268,310	2,026,275
Labor	1,651,770	3,098,848	3,194,705	3,202,505	3,269,333
Travel	28,147	60,400	57,150	71,992	58,000
Capital	-	-	-	-	-
Other Expenditures	413,980	706,542	412,196	749,536	484,819
Total Expenditures	2,093,897	3,865,790	3,664,051	4,024,033	3,812,152
Levy Before Fund Balance Adjustment			1,754,723		1,785,877
Decrease fund balance			(290,000)		(71,342)
Net Levy After Fund Balance Adjustment			1,464,723		1,714,535

**Winnebago County
Budget Detail - 2016**

Description	Object	2012 Actual	2013 Actual	2014 Actual	2015 Adopted	2016 Request	2016 Executive	2016 Adopted	% Change From Prior Yr Adopted
Division - 052 - Public Health									
Revenue									
Intergov Rev:									
Medicaid Title 19	42000	8,113	22,193	27,565	15,000	17,000	17,000	17,000	13.33%
WI Dept of Administration	42002	88,706	5,460	0	0	0	0	0	0.00%
WI Children and Families	42005	539,756	508,265	568,079	575,000	575,000	575,000	575,000	0.00%
WI Health Services	42007	599,134	759,383	606,670	564,063	688,275	658,275	658,275	16.70%
Dept of Transportation	42011	3,996	0	0	4,000	59,000	59,000	59,000	1,375.00%
Other Grantor Agencies	42019	273,451	238,467	312,965	242,495	202,500	202,500	202,500	-16.49%
Intergov Rev Subtotal:		1,513,157	1,533,768	1,515,278	1,400,558	1,541,775	1,511,775	1,511,775	7.94%
Public Services:									
Forms Copies Etc	45003	133	108	132	150	100	100	100	-33.33%
Offset Revenue	45013	14,845	15,130	11,214	15,500	16,000	16,000	16,000	3.23%
Inspection Fees	45021	279,361	334,680	340,933	350,000	360,000	360,000	360,000	2.86%
Housing Authority	45028	131,224	192,426	92,233	96,000	99,000	99,000	99,000	3.13%
Donations	45034	1,142	618	1,425	250	75	75	75	-70.00%
Client Cost Shares Fees	45035	16,059	18,878	13,959	10,800	11,675	11,675	11,675	8.10%
County Client Services	45036	2,543	2,436	3,203	4,000	500	500	500	-87.50%
State Testing Reimbursements	45038	2,475	2,910	2,385	2,370	2,500	2,500	2,500	5.49%
Private Pay Fees	45046	480	1,275	1,350	1,000	850	850	850	-15.00%
Other Public Charges	45057	2,181	1,496	1,510	900	600	600	600	-33.33%
Public Services Subtotal:		450,442	569,956	468,343	480,970	491,300	491,300	491,300	2.15%
Intergov Services:									
Cost Share Municipalities	43016	547,532	0	0	0	0	0	0	0.00%
Intergov Services Subtotal:		547,532	0	0	0	0	0	0	0.00%
Interfund Revenue:									
Nursing Services	65084	29,635	37,280	37,477	22,600	18,000	18,000	18,000	-20.35%
Interfund Revenue Subtotal:		29,635	37,280	37,477	22,600	18,000	18,000	18,000	-20.35%
Total Operating Revenue:		2,540,765	2,141,004	2,021,099	1,904,128	2,051,075	2,021,075	2,021,075	6.14%

Winnebago County Budget Detail - 2016

Description	Object	2012 Actual	2013 Actual	2014 Actual	2015 Adopted	2016 Request	2016 Executive	2016 Adopted	% Change From Prior Yr Adopted
Division - 052 - Public Health									
Misc Revenues:									
Other Miscellaneous Revenues	48109	2,772	10,395	6,287	5,200	5,200	5,200	5,200	0.00%
Misc Revenues Subtotal:		2,772	10,395	6,287	5,200	5,200	5,200	5,200	0.00%
Total Non-Operating Revenue:		2,772	10,395	6,287	5,200	5,200	5,200	5,200	0.00%
Revenue Total:		2,543,538	2,151,399	2,027,386	1,909,328	2,056,275	2,026,275	2,026,275	6.13%
Expense									
Wages:									
Regular Pay	51100	1,689,892	1,978,845	2,008,671	2,262,264	2,296,823	2,292,398	2,292,398	1.33%
Temporary Employees	51101	29,733	73,882	53,001	27,800	0	15,500	15,500	-44.24%
Overtime	51105	872	454	790	500	0	0	0	-100.00%
Comp Time	51108	976	637	185	400	0	0	0	-100.00%
Payroll Sundry Account	51190	712	0	472	0	0	0	0	0.00%
Wages Allocated	51199	0	0	0	0	0	0	0	0.00%
Wages Subtotal:		1,722,184	2,053,818	2,063,119	2,290,964	2,296,823	2,307,898	2,307,898	0.74%
Fringes Benefits:									
FICA Medicare	51200	114,754	142,670	152,219	175,190	175,707	176,554	176,554	0.78%
Health Insurance	51201	353,278	416,476	416,122	509,332	548,824	567,246	567,246	11.37%
Dental Insurance	51202	23,831	29,826	30,631	35,104	33,930	35,017	35,017	-0.25%
Workers Compensation	51203	36,928	57,400	18,049	18,743	18,114	18,483	18,483	-1.39%
WI Retirement	51206	97,917	129,808	139,146	153,834	148,587	151,298	151,298	-1.65%
Fringe Benefits Other	51207	8,039	9,697	11,381	11,538	12,607	12,837	12,837	11.26%
Fringes Allocated	51299	0	0	0	0	0	0	0	0.00%
Fringes Benefits Subtotal:		634,748	785,877	767,548	903,741	937,769	961,435	961,435	6.38%
Total Labor:		2,356,932	2,839,695	2,830,667	3,194,705	3,234,592	3,269,333	3,269,333	2.34%

**Winnebago County
Budget Detail - 2016**

Description	Object	2012 Actual	2013 Actual	2014 Actual	2015 Adopted	2016 Request	2016 Executive	2016 Adopted	% Change From Prior Yr Adopted
Division - 052 - Public Health									
Travel:									
Registration Tuition	52001	8,929	22,638	14,079	20,000	22,500	22,500	22,500	12.50%
Automobile Allowance	52002	25,176	30,532	22,865	22,000	20,000	20,000	20,000	-9.09%
Vehicle Lease	52003	66	332	67	0	0	0	0	0.00%
Commercial Travel	52004	307	4,357	1,671	4,250	4,350	4,350	4,350	2.35%
Meals	52005	1,835	2,660	1,828	2,250	2,300	2,300	2,300	2.22%
Lodging	52006	6,206	11,979	7,150	7,500	7,700	7,700	7,700	2.67%
Other Travel Exp	52007	177	715	994	750	750	750	750	0.00%
Taxable Meals	52008	299	153	301	400	400	400	400	0.00%
Travel Subtotal:		42,995	73,364	48,956	57,150	58,000	58,000	58,000	1.49%
Total Travel:		42,995	73,364	48,956	57,150	58,000	58,000	58,000	1.49%
Capital Outlay:									
Equipment	58004	0	23,074	0	0	0	0	0	0.00%
Capital Outlay Subtotal:		0	23,074	0	0	0	0	0	0.00%
Total Capital:		0	23,074	0	0	0	0	0	0.00%
Office:									
Office Supplies	53000	9,471	8,063	4,459	8,000	5,000	5,000	5,000	-37.50%
Printing Supplies	53002	1,071	994	1,101	1,400	1,400	1,400	1,400	0.00%
Print Duplicate	53003	9,765	6,406	5,065	10,000	2,000	2,000	2,000	-80.00%
Postage and Box Rent	53004	1,977	3,488	2,230	2,200	1,000	1,000	1,000	-54.55%
Computer Supplies	53005	1,220	161	32	200	200	200	200	0.00%
Computer Software	53006	72	744	1,901	1,000	1,000	1,000	1,000	0.00%
Telephone	53008	6,189	5,782	11,122	4,250	20,000	20,000	20,000	370.59%
Telephone Supplies	53009	2,121	78	40	0	0	0	0	0.00%
Long Distance	53011	0	5	192	0	0	0	0	0.00%
Wireless	53012	10,607	10,519	6,253	11,000	0	0	0	-100.00%
Pagers	53013	290	126	75	0	0	0	0	0.00%
Voice and Data Cabling	53014	2,464	505	0	0	0	0	0	0.00%
Office Subtotal:		45,247	36,870	32,469	38,050	30,600	30,600	30,600	-19.58%

**Winnebago County
Budget Detail - 2016**

Description	Object	2012 Actual	2013 Actual	2014 Actual	2015 Adopted	2016 Request	2016 Executive	2016 Adopted	% Change From Prior Yr Adopted
Division - 052 - Public Health									
Operating:									
Advertising	53500	9,778	8,174	2,881	2,500	2,575	2,575	2,575	3.00%
Subscriptions	53501	2,332	6,692	1,488	1,000	1,100	1,100	1,100	10.00%
Membership Dues	53502	3,281	2,883	3,052	3,500	3,600	3,600	3,600	2.86%
Photo Processing	53504	0	27	3	0	0	0	0	0.00%
Food	53520	2,156	3,480	3,913	4,120	4,000	4,000	4,000	-2.91%
Small Equipment	53522	5,146	35,615	6,663	1,000	2,000	2,000	2,000	100.00%
Medical Supplies	53524	21,662	22,123	21,015	10,000	20,000	20,000	20,000	100.00%
Other Operating Supplies	53533	36,846	22,019	19,288	20,000	20,500	20,500	20,500	2.50%
Motor Fuel	53548	210	1,526	3,005	4,000	4,000	4,000	4,000	0.00%
Building Rental	53550	8,238	16,476	16,476	16,476	0	0	0	-100.00%
Equipment Rental	53551	741	2,964	2,223	0	0	0	0	0.00%
Operating Licenses Fees	53553	100	150	0	150	100	100	100	-33.33%
Operating Grants	53565	7,500	2,730	0	0	0	0	0	0.00%
Small Equipment Technology	53580	13,703	5,827	6,370	10,300	10,500	10,500	10,500	1.94%
Print Duplicate	73003	10,840	9,867	9,806	10,000	10,500	10,500	10,500	5.00%
Postage and Box Rent	73004	8,255	7,703	5,289	7,500	6,500	6,500	6,500	-13.33%
Motor Fuel	73548	2,718	1,749	1,377	1,500	1,000	1,000	1,000	-33.33%
Operating Subtotal:		133,505	150,006	102,849	92,046	86,375	86,375	86,375	-6.16%
Repairs & Maint:									
Maintenance Equipment	54022	4,718	3,445	3,063	4,600	3,500	3,500	3,500	-23.91%
Maintenance Vehicles	54023	0	29	0	0	0	0	0	0.00%
Equipment Repairs	54029	175	117	0	0	0	0	0	0.00%
Maintenance Vehicles	74023	290	0	204	300	0	0	0	-100.00%
Equipment Repairs	74029	2,688	3,391	4,534	2,500	3,500	3,500	3,500	40.00%
Repairs & Maint Subtotal:		7,870	6,983	7,801	7,400	7,000	7,000	7,000	-5.41%
Contractual Services:									
Professional Service	55014	0	0	669	2,000	2,000	2,000	2,000	0.00%
Other Contract Serv	55030	355,313	255,502	252,742	225,000	300,000	300,000	300,000	33.33%
Administration Fee	55037	6,746	19,060	24,049	0	0	0	0	0.00%
Interpreter	55041	14,578	9,308	5,745	3,000	6,000	6,000	6,000	100.00%
Building Rental	75042	33,000	33,000	35,750	33,000	33,000	40,200	40,200	21.82%
Contractual Services Subtotal:		409,636	316,870	318,955	263,000	341,000	348,200	348,200	32.40%

**Winnebago County
Budget Detail - 2016**

Description	Object	2012 Actual	2013 Actual	2014 Actual	2015 Adopted	2016 Request	2016 Executive	2016 Adopted	% Change From Prior Yr Adopted
Division - 052 - Public Health									
Insurance Expenses:									
Prop Liab Insurance	76000	8,592	9,960	11,076	11,700	12,644	12,644	12,644	8.07%
Insurance Expenses Subtotal:		8,592	9,960	11,076	11,700	12,644	12,644	12,644	8.07%
Total Other Operating:		604,850	520,689	473,150	412,196	477,619	484,819	484,819	17.62%
Expense Total:		3,004,777	3,456,821	3,352,774	3,664,051	3,770,211	3,812,152	3,812,152	4.04%
Public Health (Levy):		(461,240)	(1,305,423)	(1,325,388)	(1,754,723)	(1,713,936)	(1,785,877)	(1,785,877)	1.78%
Fund balance applied (Note):		0	0	0	290,000	71,342	71,342	71,342	-75.40%
Public Health Net/(Levy):		(461,240)	(1,305,423)	(1,325,388)	(1,464,723)	(1,642,594)	(1,714,535)	(1,714,535)	17.06%

Note: These amounts represent a decrease to the levy for municipalities that were part of Public Health prior to the consolidation. The surplus's were generated prior to the consolidation and should be returned to those municipalities. By reducing their tax levy for 2016 we are accomplishing this.

CHILD SUPPORT

General Fund – Department: 050
2016 BUDGET NARRATIVE

DEPARTMENT HEAD: Kathleen M. Diedrich
LOCATION: Winnebago County
415 Jackson Street, Room 140
Oshkosh, WI 54901

TELEPHONE: 236-1088

MISSION STATEMENT:

To establish and enforce child support orders, pursue delinquent accounts, establish paternity, medical support and maximize the amount of associated revenues for Winnebago County as authorized by Title IV-D of the Social Security Act.

PROGRAM DESCRIPTION:

ESTABLISH CHILD SUPPORT ORDERS: Determine a parent's legal obligation to support his/her dependent children pursuant to Chapter 767, Wis. Statutes, Actions Affecting the Family.

ESTABLISHMENT OF PATERNITY: Commence paternity actions to establish the parentage of a child through stipulation or trial to secure financial and medical support for the child and recovery of the birth-related costs.

SUBSTITUTE CARE: Coordinate and provide services to determine parental liability when child/children are placed in outside the home.

UIFSA: (Uniform Interstate Family Support Act) Request another state to establish/enforce a IV-D support order when the obligor is in that state, and to cooperate with other states when the obligor is in Wisconsin.

MEDICAL SUPPORT: To monitor and assure that responsibility for medical support obligations is included in all new and modified IV-D court orders under new DCF 150 regulations.

INCOME WITHHOLDING: Implement immediate wage withholding in all cases in which there is an order for child support and the employer is known.

ENFORCE CHILD SUPPORT ORDERS: Monitor all IV-D cases for default and follow up with appropriate legal and administrative enforcement actions.

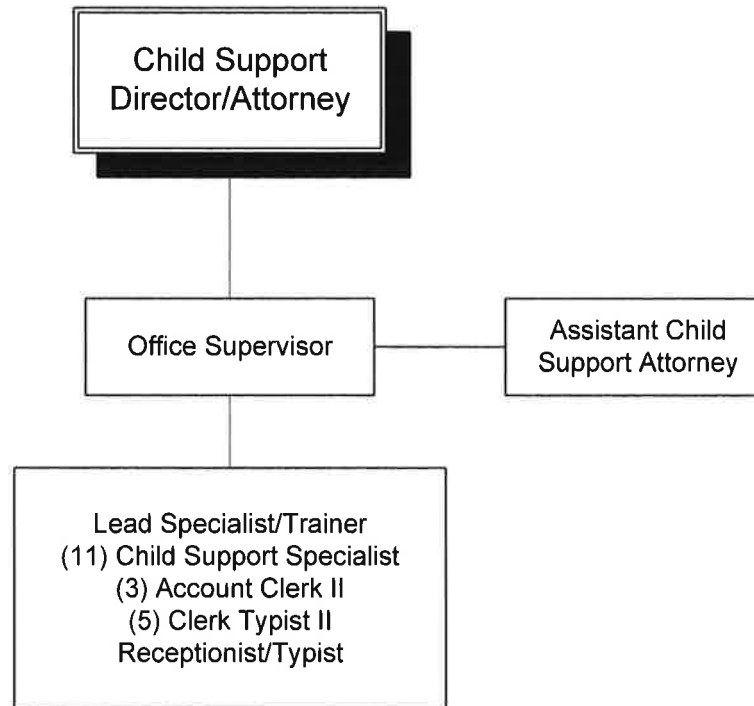
CHILD SUPPORT ORDER REVISION: Review all IV-D orders with payments assigned to the state within 36 months of the last court action, or at the request of either parent, and provide services for adjustment in those cases where there has been a substantial change in circumstances and the support does not adhere to state guidelines for setting child support.

PARENT LOCATE: Maintain records from accessing DOT, DIHLR, credit reports, State and Federal Parent Locate Service requests and any other sources available for locate purposes.

DELINQUENT ACCOUNTS: Prepare documents necessary to commence remedial contempt action to enforce IV-D court orders. Determine and refer all applicable cases to District Attorney's office for criminal nonsupport prosecution. Certify all appropriate cases for state and federal tax intercept. Pursue all applicable administrative enforcement remedies, including but not limited to license suspension and account seizure.

IV-A & IV-D INTERFACE: Coordinate and prepare proper notices between Economic Support Agencies and Child Support Agencies to assure proper assignment of court ordered child support and maintenance to the State of Wisconsin.

CHILD SUPPORT



CHILD SUPPORT

**General Fund - Department: 050
2016 BUDGET NARRATIVE**

DEPARTMENT HEAD: Kathleen M. Diedrich
LOCATION: Winnebago County
415 Jackson Street, Room 140
Oshkosh, WI 54901

TELEPHONE: 236-1088

2015 ACCOMPLISHMENTS:

- 1. Increased performance measures by more than 2% for each measurement as of July 1, 2015.**
- 2. Commenced scanning project to increase space for a small conference room.**
- 3. Purchased dual monitors for staff, allowing for increased productivity and workflow.**
- 4. Winnebago County Child Support will be Co-Hosting the State Child Support Conference in Elkhart Lake.**
- 5. Office management and staff actively participating in Policy and Program conferences and providing additional training opportunities for staff.**
- 6. Initiated e-filing as pilot for State Child Support Agencies and Clerk of Courts.**
- 7. Re-organized staff duties specialized areas for increase in performance measures.**

2016 GOALS & OBJECTIVES:

- 1. Continue to increase performance measures to optimize funding.**
- 2. Finish Scanning project to create room for conference area to meet with case participants for more privacy.**
- 3. Becoming fully acclimated to e-filing department wide.**
- 4. Develop plan to prepare and print documents in court to save postage and delay.**
- 5. Advocate singular location as to maximize department resources and knowledge.**
- 6. Enhance inter-departmental training resources.**

CHILD SUPPORT

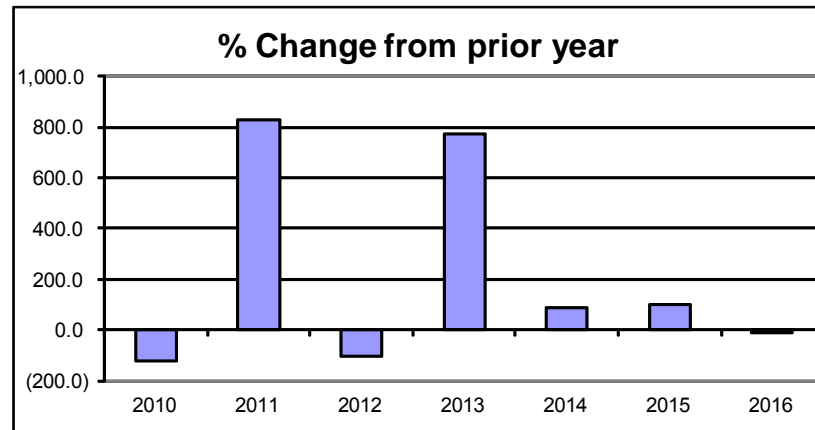
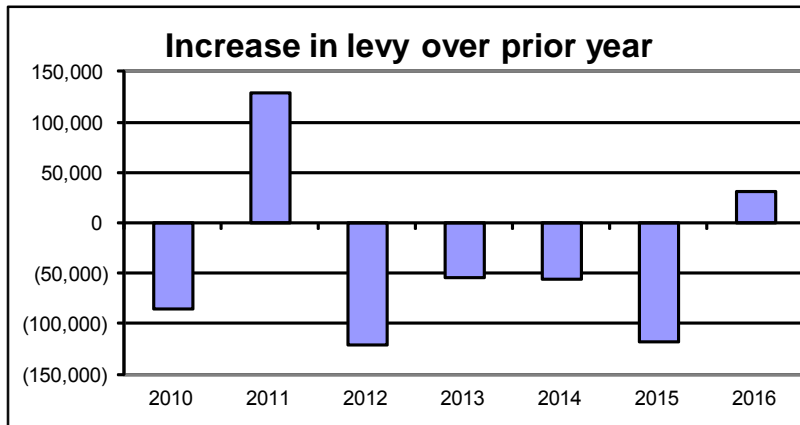
General Fund – Department: 050 2016 BUDGET NARRATIVE HIGHLIGHTS

DEPARTMENT STAFFING:

	2007	2008	2009	2010	2011	2012	2013	2014	2015	2016
Full Time	19	19	19	19	21	21	21	23	23	24
Part Time	0	0	0	0	0	0	0	0	0	0
Total	19	19	19	19	21	21	21	23	23	24

The change on the 2016 staffing table include deletion of a full time child support specialist and an increase of on full time clerk typist II and an increase of one full time lead CSS/Trainer.

COUNTY LEVY: The Child Support office has more revenues than expenditures. As such, there is no tax levy for this operation. The excess of revenues over expenditures for 2016 is projected to be \$205,079 or \$30,430 less than 2015. The primary reason for the surplus is that we are able to report other department costs in the grant reporting to recoup costs other departments incur to support the child support efforts. The 2015 department budget had more revenues than expenditures of \$235,509.



SIGNIFICANT CHANGES FROM 2015 ADOPTED - Child Support

Account	Amount	Description
Significant changes from 2015		
Surplus 2015	\$ 235,509	
Revenue Changes - impact on levy:		
Blood Tests	(5,000)	Trend is a decrease of court ordered blood test in favor of filing paternity acknowledgments with state and home testing.
Expense Changes - impact on levy:		
Overtime	9,900	Decrease in overtime due to hiring of an LTE for scanning and filing duties.
Comp Time	(4,320)	Increase in order to handle workflow and initiatives.
Computer Software	(6,189)	Increase based on statewide paperless movement of scanning files and e-filing documents, which will require additional software for essential equipment as scanners, laptops, etc.
Small Equipment	9,780	Decrease due to less furniture needs from last year (last year ergonomic chairs and dual monitors were purchased).
Small Equipment Technology	(6,986)	Increase based on statewide paperless movement of scanning files and e-filing documents, which will require additional software for essential equipment as scanners, laptops, etc.
Medical and Dental	6,600	Decrease in court ordered blood tests.
Other small changes	(34,215)	This is a combination of small increases and decreases to revenue and expense accounts.
Surplus 2016	\$ 205,079	

Financial Summary Child Support

<u>Items</u>	<u>2015 7-Month Actual</u>	<u>2015 12-Month Estimate</u>	<u>2015 Adopted Budget</u>	<u>2015 Adjusted Budget</u>	<u>2016 Adopted Budget</u>
Total Revenues	751,966	1,750,664	1,781,664	1,781,664	1,802,183
Labor	825,525	1,488,348	1,426,527	1,426,527	1,474,068
Travel	68	5,145	5,235	5,235	4,907
Capital	-	-	-	-	-
Other Expenditures	60,846	108,564	114,393	114,393	118,129
Total Expenditures	886,439	1,602,057	1,546,155	1,546,155	1,597,104
Levy			(235,509)		(205,079)

**Winnebago County
Budget Detail - 2016**

Description	Object	2012 Actual	2013 Actual	2014 Actual	2015 Adopted	2016 Request	2016 Executive	2016 Adopted	% Change From Prior Yr Adopted
Department - 050 - Child Support									
Revenue									
Intergov Rev:									
Office of Justice Assistance	42003	1,040,056	824,643	1,507,819	1,743,664	1,767,183	1,767,183	1,767,183	1.35%
WI Children and Families	42005	76,639	417,404	(201,759)	0	0	0	0	0.00%
Intergov Rev Subtotal:		1,116,695	1,242,047	1,306,060	1,743,664	1,767,183	1,767,183	1,767,183	1.35%
Public Services:									
Other Fees	45002	2,840	85	0	0	0	0	0	0.00%
Blood Tests	45016	15,816	16,013	12,652	18,000	13,000	13,000	13,000	-27.78%
Sheriff Fees	45017	24,188	16,693	20,156	20,000	22,000	22,000	22,000	10.00%
Public Services Subtotal:		42,845	32,791	32,808	38,000	35,000	35,000	35,000	-7.89%
Total Operating Revenue:		1,159,540	1,274,838	1,338,867	1,781,664	1,802,183	1,802,183	1,802,183	1.15%
Revenue Total:		1,159,540	1,274,838	1,338,867	1,781,664	1,802,183	1,802,183	1,802,183	1.15%
Expense									
Wages:									
Regular Pay	51100	740,129	770,141	854,975	913,114	948,518	948,518	948,518	3.88%
Temporary Employees	51101	110	4,876	405	0	0	0	0	0.00%
Overtime	51105	27	172	0	9,900	0	0	0	-100.00%
Comp Time	51108	4,830	1,974	615	2,500	6,820	6,820	6,820	172.80%
Payroll Sundry Account	51190	5	0	0	0	0	0	0	0.00%
Wages Subtotal:		745,102	777,163	855,995	925,514	955,338	955,338	955,338	3.22%

Winnebago County Budget Detail - 2016

Description	Object	2012 Actual	2013 Actual	2014 Actual	2015 Adopted	2016 Request	2016 Executive	2016 Adopted	% Change From Prior Yr Adopted
Department - 050 - Child Support									
Fringes Benefits:									
FICA Medicare	51200	52,981	56,787	62,222	70,611	72,562	72,562	72,562	2.76%
Health Insurance	51201	247,428	254,782	303,677	339,754	354,649	354,649	354,649	4.38%
Dental Insurance	51202	14,917	16,912	20,850	22,441	22,789	22,789	22,789	1.55%
Workers Compensation	51203	2,598	2,429	1,154	785	816	816	816	3.95%
WI Retirement	51206	42,864	49,552	59,397	62,765	62,602	62,602	62,602	-0.26%
Fringe Benefits Other	51207	3,357	3,800	4,585	4,657	5,312	5,312	5,312	14.06%
Fringes Benefits Subtotal:		364,145	384,263	451,885	501,013	518,730	518,730	518,730	3.54%
Total Labor:		1,109,246	1,161,426	1,307,880	1,426,527	1,474,068	1,474,068	1,474,068	3.33%
Travel:									
Registration Tuition	52001	0	900	750	1,500	1,430	1,430	1,430	-4.67%
Automobile Allowance	52002	637	1,644	864	1,140	1,156	1,156	1,156	1.40%
Meals	52005	242	374	545	490	458	458	458	-6.53%
Lodging	52006	1,470	1,610	1,428	2,010	1,848	1,848	1,848	-8.06%
Other Travel Exp	52007	31	128	44	0	0	0	0	0.00%
Taxable Meals	52008	316	98	9	95	15	15	15	-84.21%
Travel Subtotal:		2,696	4,754	3,641	5,235	4,907	4,907	4,907	-6.27%
Total Travel:		2,696	4,754	3,641	5,235	4,907	4,907	4,907	-6.27%
Office:									
Office Supplies	53000	7,331	4,051	8,393	7,000	7,500	7,500	7,500	7.14%
Printing Supplies	53002	1,680	3,689	2,796	3,500	3,000	3,000	3,000	-14.29%
Postage and Box Rent	53004	15	33	6	0	0	0	0	0.00%
Computer Software	53006	2,877	0	868	900	7,089	7,089	7,089	687.67%
Telephone	53008	1,512	1,257	2,177	1,500	3,000	3,000	3,000	100.00%
Telephone Supplies	53009	57	58	0	150	500	500	500	233.33%
Long Distance	53011	0	0	0	0	0	0	0	0.00%
Office Subtotal:		13,472	9,088	14,239	13,050	21,089	21,089	21,089	61.60%

**Winnebago County
Budget Detail - 2016**

Description	Object	2012 Actual	2013 Actual	2014 Actual	2015 Adopted	2016 Request	2016 Executive	2016 Adopted	% Change From Prior Yr Adopted
Department - 050 - Child Support									
Operating:									
Subscriptions	53501	113	145	145	350	100	100	100	-71.43%
Membership Dues	53502	1,417	785	1,165	1,580	1,570	1,570	1,570	-0.63%
Education Training	53513	0	0	0	200	80	80	80	-60.00%
Small Equipment	53522	0	0	4,363	13,700	3,920	3,920	3,920	-71.39%
Legal Fees	53530	40,517	32,732	38,057	36,500	38,000	38,000	38,000	4.11%
Other Operating Supplies	53533	0	0	20	0	0	0	0	0.00%
Operating Licenses Fees	53553	200	40	260	80	120	120	120	50.00%
Small Equipment Technology	53580	2,844	0	0	0	6,986	6,986	6,986	100.00%
Print Duplicate	73003	4,354	5,388	5,760	6,000	6,000	6,000	6,000	0.00%
Postage and Box Rent	73004	17,759	18,550	22,335	17,500	20,000	20,000	20,000	14.29%
Operating Subtotal:		67,203	57,640	72,106	75,910	76,776	76,776	76,776	1.14%
Repairs & Maint:									
Maintenance Equipment	54022	1,609	1,091	913	1,000	1,000	1,000	1,000	0.00%
Equipment Repairs	54029	0	0	0	200	0	0	0	-100.00%
Equipment Repairs	74029	1,353	1,485	1,485	1,584	1,914	1,914	1,914	20.83%
Repairs & Maint Subtotal:		2,962	2,576	2,398	2,784	2,914	2,914	2,914	4.67%
Contractual Services:									
Medical and Dental	55000	14,398	13,144	10,848	18,600	12,000	12,000	12,000	-35.48%
Legal Services	55001	0	1,131	0	0	0	0	0	0.00%
Transcription Services	55009	0	0	0	250	250	250	250	0.00%
Interpreter	55041	0	82	119	100	120	120	120	20.00%
Personnel Services	75800	5,000	0	0	0	0	0	0	0.00%
Contractual Services Subtotal:		19,398	14,357	10,967	18,950	12,370	12,370	12,370	-34.72%
Insurance Expenses:									
Prop Liab Insurance	76000	3,480	3,912	3,696	3,699	4,980	4,980	4,980	34.63%
Insurance Expenses Subtotal:		3,480	3,912	3,696	3,699	4,980	4,980	4,980	34.63%
Total Other Operating:		106,514	87,572	103,405	114,393	118,129	118,129	118,129	3.27%
Expense Total:		1,218,456	1,253,752	1,414,926	1,546,155	1,597,104	1,597,104	1,597,104	3.30%
Child Support Net/(Levy):		(58,916)	21,086	(76,058)	235,509	205,079	205,079	205,079	-12.92%

VETERANS' SERVICES

General Fund – Department: 059
2016 BUDGET NARRATIVE

DEPARTMENT HEAD: Joe Aulik - Director
LOCATION: Winnebago County
504 Algoma Boulevard
Oshkosh, WI 54901-4704

TELEPHONE: 236-4898

MISSION STATEMENT:

Assist veterans and their dependents in obtaining federal and state Veteran Administration benefits they are entitled. Promote veterans and veterans programs through outreach, advertising and social media in Winnebago County. Provide support and education for legislative activities associated with veterans' benefits.

PROGRAM DESCRIPTION:

LOANS: Loan Programs including home purchase and improvement.

GRANTS: Major programs including educational, subsistence, medical, job retaining, relief and rehabilitation for the homeless.

MEDICAL: Assist veterans accessing major VA hospitals, outpatient clinics, short-term/custodial/skilled care Veteran Homes and Vet Centers.

COMPENSATION & PENSION: Programs for service connected and non-service connected disabilities for veterans and their dependents.

INSURANCE: Insurance programs, life and medical, to include applications, conversions, beneficiary change, cash surrender and loan.

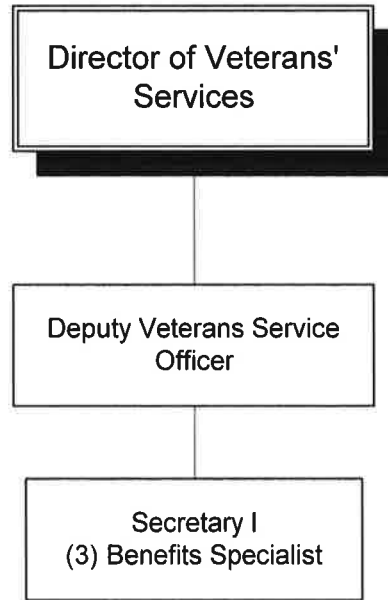
EDUCATION: Educational programs, including GI Bill, vocational rehabilitation, retraining, VetEd and Wisconsin G.I. Bill.

APPEALS: Programs including notice of disagreements, substantive appeals, waivers and hearings.

BURIAL: Programs including care of veteran's graves, headstones, county markers, cemetery flags, presidential memorial certificates, burial and plot allowances.

WI DEPT. OF REVENUE & NATURAL RESOURCES & TRANSPORTATION: Property tax credit, state parks pass and WisDOT Identifier.

VETERANS' SERVICES



VETERANS' SERVICES

General Fund – Department: 059
2016 BUDGET NARRATIVE

DEPARTMENT HEAD: Joe Aulik - Director
LOCATION: Winnebago County
504 Algoma Boulevard
Oshkosh, WI 54901-4704

TELEPHONE: 236-4823

2015 ACCOMPLISHMENTS:

1. New Director of Veterans' Service hired on March 23, 2015.
2. Aggressively promoted programs and benefits for veterans and their dependents. Continued to do outreach to eighteen Veterans Service Organization meetings. Visited homeless shelters, correction institutions, job fairs and Winnebago County Fair. Continued our referral service to the Green Bay Vet Center that provides individual counseling and group counseling for veterans.
3. Continued on-going training. The entire staff attended the National County Veterans Service Officer Organization National Conference in Appleton, WI along with 540 attendees from around the United States. Continued weekly and monthly staff training. This mandatory training maintains staff Accreditations to allow access to the federal and state VA Information Systems to include; VMBS, SHARE, VACOLS, MAPD, Virtual VA, and VBATS.
4. Assisted veterans in coordinating with local providers to obtain nexus opinion letters for VA Compensation claims.
5. Assisted the needs of homeless veterans by making referrals and coordinating with other agencies to assist them in obtaining housing and employment.
6. Initiated a paperless office environment. Converted the office database from VIMS to VetraSpec. Currently scanning files into VetraSpec on as needed basis.
7. Reconfigured the Oshkosh office into a more professional environment by creating a receptionist area with a waiting room, and two additional Benefit Specialists offices.
8. Moved the Green Bay Vet Center Group Counseling room from the third floor to the second floor to expand the space and make it easier for disabled veterans to access the room.

9. Moved over 18,000 veterans files to the basement of the Oshkosh office.
10. Moved the Neenah office to the Lower Level of the Neenah Human Services building.
11. Updated Veterans Service Commission policies and forms.
12. Implemented Standard Operating procedures within the office to provide consistent service to Veterans and dependents.

2016 GOALS & OBJECTIVES:

1. Continue to promote programs and benefits for veterans and their dependents by continuing outreach at Veterans Service Organizations, homeless shelters, correction institutions, job fairs, senior fairs, Winnebago County Fair, Assisted Living, Nursing Homes, and other meetings and outreach events.. Also, continue our referral service to the Green Bay Vet center.
2. Continue on-going internal and external Accreditation training on all VA benefits with all staff members to assist to keep abreast of the evolving technology platforms within the VA.
3. Continue to convert the office to a paperless environment by contracting services to scan 47,000 files into the Veterans Office VetraSpec database.
4. Continue educate the staff to fully utilize the available computer technology within the office to assist veterans and their dependents.
5. Reach out to local medical providers to build relationships that would assist veterans in obtaining private opinions for VA Compensation claims.
6. Continue to assist the veteran homeless population with VA benefit services and make referrals to corroborating agencies to secure housing, employment, or retraining.
7. Continue to assist incarcerated veterans by visiting the correctional institutions within Winnebago County or assisting them by corresponding with them by mail.

VETERANS SERVICE

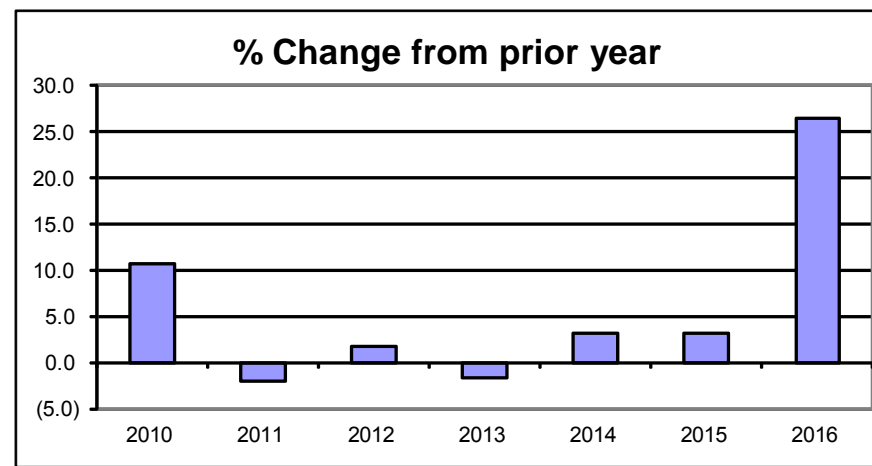
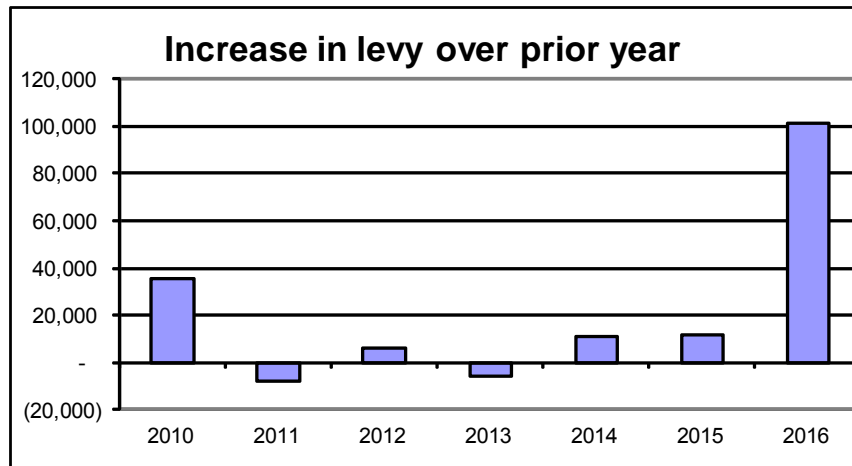
General Fund – Department: 059 2016 BUDGET NARRATIVE HIGHLIGHTS

DEPARTMENT STAFFING:

	2007	2008	2009	2010	2011	2012	2013	2014	2015	2016
Full Time	4	4	4	4	4	4	4	4	4	6
Part Time	1	1	1	2	2	2	2	2	2	0
Total	5	5	5	6	6	6	6	6	6	6

A part time Secretary I position is converted to a full time position and a part time Benefit Specialist position is converted to a full time position for the department staffing for 2016.

COUNTY LEVY: The tax levy for 2016 is \$483,264, an increase of \$101,315 or 26.5% over 2015.



SIGNIFICANT CHANGES FROM 2015 ADOPTED - Veterans

Account	Amount	Description
Significant changes from 2015		
Tax Levy 2015	\$ 381,949	This was net of fund balance (general fund) of \$3,500 being applied.
Revenue Changes - impact on levy:		
None	-	
Expense Changes - impact on levy:		
Regular Pay	17,926	Increase based on requesting two employees to be bumped up to full-time.
Health Insurance	5,637	Increase based on requesting two employees to be bumped up to full-time.
Veterans Relief Assistance	4,000	Increase in funds requested for the Veterans Service Commission fund.
Other Contracted Services	71,095	Increase requested in order to scan 47,199, Neenah and Oshkosh office files into VetraSpec database for paperless office operations. Also, to eliminate the need for storage space of files and eliminate the need to store files in the basement of our present location.
Other small changes	2,657	This is a combination of small increases and decreases to revenue and expense accounts.
Tax Levy 2016	\$ 483,264	

Financial Summary Veterans Services

<u>Items</u>	<u>2015 7-Month Actual</u>	<u>2015 12-Month Estimate</u>	<u>2015 Adopted Budget</u>	<u>2015 Adjusted Budget</u>	<u>2016 Adopted Budget</u>
Total Revenues	15,083	14,200	13,300	13,300	14,400
Labor	187,905	299,784	299,784	299,784	326,208
Travel	3,705	9,630	9,630	9,630	9,630
Capital	-	-	-	-	-
Other Expenditures	28,442	88,594	89,335	89,335	161,826
Total Expenditures	220,052	398,008	398,749	398,749	497,664
Levy Before Fund Balance Adjustment			385,449		483,264
Decrease fund balance			(3,500)		-
Net Levy After Fund Balance Adjustment			381,949		483,264

**Winnebago County
Budget Detail - 2016**

Description	Object	2012 Actual	2013 Actual	2014 Actual	2015 Adopted	2016 Request	2016 Executive	2016 Adopted	% Change From Prior Yr Adopted
Department - 059 - Veterans Services									
Revenue									
Intergov Rev:									
WI Military Affairs	42008	13,000	13,000	13,000	13,000	13,000	13,000	13,000	0.00%
Intergov Rev Subtotal:		13,000	13,000	13,000	13,000	13,000	13,000	13,000	0.00%
Public Services:									
Other Fees	45002	556	680	278	100	100	200	200	100.00%
Donations	45034	1,245	1,395	1,345	200	200	1,200	1,200	500.00%
Public Services Subtotal:		1,801	2,075	1,623	300	300	1,400	1,400	366.67%
Total Operating Revenue:		14,801	15,075	14,623	13,300	13,300	14,400	14,400	8.27%
Revenue Total:		14,801	15,075	14,623	13,300	13,300	14,400	14,400	8.27%
Expense									
Wages:									
Regular Pay	51100	209,295	211,506	214,073	212,823	230,749	230,749	230,749	8.42%
Comp Time	51108	399	448	110	0	0	0	0	0.00%
Wages Subtotal:		209,694	211,953	214,183	212,823	230,749	230,749	230,749	8.42%
Fringes Benefits:									
FICA Medicare	51200	15,002	15,524	15,729	16,281	17,652	17,652	17,652	8.42%
Health Insurance	51201	29,583	37,338	47,918	51,102	56,739	56,739	56,739	11.03%
Dental Insurance	51202	4,035	3,573	4,004	3,838	4,349	4,349	4,349	13.31%
Workers Compensation	51203	625	680	259	183	198	198	198	8.20%
WI Retirement	51206	12,373	13,771	14,947	14,472	15,229	15,229	15,229	5.23%
Fringe Benefits Other	51207	1,401	1,323	1,576	1,085	1,292	1,292	1,292	19.08%
Fringes Benefits Subtotal:		63,018	72,209	84,434	86,961	95,459	95,459	95,459	9.77%
Total Labor:		272,712	284,162	298,617	299,784	326,208	326,208	326,208	8.81%

**Winnebago County
Budget Detail - 2016**

Description	Object	2012 Actual	2013 Actual	2014 Actual	2015 Adopted	2016 Request	2016 Executive	2016 Adopted	% Change From Prior Yr Adopted
Department - 059 - Veterans Services									
Travel:									
Registration Tuition	52001	515	995	1,400	1,980	1,250	1,250	1,250	-36.87%
Automobile Allowance	52002	5,183	2,516	2,784	3,300	2,480	2,480	2,480	-24.85%
Commercial Travel	52004	0	942	0	0	1,200	1,200	1,200	100.00%
Meals	52005	1,124	616	524	1,280	1,085	1,085	1,085	-15.23%
Lodging	52006	2,949	2,589	1,911	2,540	3,210	3,210	3,210	26.38%
Other Travel Exp	52007	151	0	16	100	75	75	75	-25.00%
Taxable Meals	52008	206	145	468	430	330	330	330	-23.26%
Travel Subtotal:		10,127	7,803	7,104	9,630	9,630	9,630	9,630	0.00%
Total Travel:									
		10,127	7,803	7,104	9,630	9,630	9,630	9,630	0.00%
Office:									
Office Supplies	53000	318	715	435	800	800	800	800	0.00%
Stationery and Forms	53001	71	137	0	125	125	125	125	0.00%
Printing Supplies	53002	393	484	461	450	450	450	450	0.00%
Telephone	53008	619	770	912	1,000	1,300	1,300	1,300	30.00%
Long Distance	53011	0	0	0	0	0	0	0	0.00%
Voice and Data Cabling	53014	0	216	0	0	0	0	0	0.00%
Office Subtotal:		1,401	2,321	1,808	2,375	2,675	2,675	2,675	12.63%
Operating:									
Advertising	53500	302	204	85	500	500	300	300	-40.00%
Subscriptions	53501	369	608	971	800	0	0	0	-100.00%
Membership Dues	53502	110	270	250	350	350	350	350	0.00%
Food	53520	137	127	122	225	225	150	150	-33.33%
Small Equipment	53522	0	8	0	200	200	200	200	0.00%
Other Operating Supplies	53533	9,670	5,994	7,431	11,000	11,000	10,000	10,000	-9.09%
Automobile Allowance-Other	53538	1,330	29	0	0	0	0	0	0.00%
Auto Allowance Taxable	53546	3,942	2,087	2,000	2,500	2,500	2,500	2,500	0.00%
Operating Licenses Fees	53553	0	0	40	45	45	45	45	0.00%
Veterans Relief Assistance	53559	24,867	23,250	22,408	26,000	30,000	30,000	30,000	15.38%
Veterans Graves	53560	18,332	18,831	18,441	23,500	23,500	22,500	22,500	-4.26%

**Winnebago County
Budget Detail - 2016**

Description	Object	2012 Actual	2013 Actual	2014 Actual	2015 Adopted	2016 Request	2016 Executive	2016 Adopted	% Change From Prior Yr Adopted
Department - 059 - Veterans Services									
Operating Grants	53565	4,827	5,547	7,895	13,000	13,000	13,000	13,000	0.00%
Print Duplicate	73003	2,573	2,452	3,181	2,500	2,500	2,500	2,500	0.00%
Postage and Box Rent	73004	3,628	2,819	2,728	3,900	3,900	3,900	3,900	0.00%
Operating Subtotal:		70,088	62,225	65,551	84,520	87,720	85,445	85,445	1.09%
Repairs & Maint:									
Maintenance Equipment	54022	450	305	256	0	0	0	0	0.00%
Equipment Repairs	54029	78	78	0	78	78	78	78	0.00%
Equipment Repairs	74029	429	429	429	430	430	430	430	0.00%
Repairs & Maint Subtotal:		957	812	685	508	508	508	508	0.00%
Contractual Services:									
Other Contract Serv	55030	700	700	700	700	71,795	71,795	71,795	10,156.43%
Contractual Services Subtotal:		700	700	700	700	71,795	71,795	71,795	10,156.43%
Insurance Expenses:									
Prop Liab Insurance	76000	1,068	1,224	1,164	1,232	1,403	1,403	1,403	13.88%
Insurance Expenses Subtotal:		1,068	1,224	1,164	1,232	1,403	1,403	1,403	13.88%
Total Other Operating:		74,213	67,282	69,908	89,335	164,101	161,826	161,826	81.15%
Expense Total:		357,053	359,248	375,628	398,749	499,939	497,664	497,664	24.81%
Veterans Services Net/(Levy):		(342,252)	(344,173)	(361,005)	(385,449)	(486,639)	(483,264)	(483,264)	25.38%
Decrease fund balance		0	0	0	3,500	0	0	0	-100.00%
Net Veterans:		(342,252)	(344,173)	(361,005)	(381,949)	(486,639)	(483,264)	(483,264)	26.53%

HUMAN SERVICES

Human Services Fund: 200
2016 BUDGET NARRATIVE

DEPARTMENT HEAD: Dr. Bill Topel – Director

TELEPHONE: (920) 236-1195

LOCATION: Winnebago County Human Services
220 Washington Avenue
Oshkosh, WI 54901

Winnebago County Human Services
211 North Commercial St.
Neenah, WI 54956

Mission:

To serve our clients with professional, quality and cost-effective services that focus on prevention, protection, mental health, family integration, self-determination and recovery with respect for and in partnership with individuals, families, caregivers and the community.

Program Description:

Child Day Care – Crisis/Respite

Services to children that includes care in settings such as a day care center, the home of another, or in their own home. The purpose of these services is to meet crisis or respite needs, prevent or remedy abuse or neglect, alleviate stress in the family, or preserve the family unit.

Community Living/Support Services

Services providing support to consumers in order to maintain a natural living arrangement or aid in the adaptation to physical or communicative barriers. Skill development, adult day care, meal programs, respite care, interpreter services, adaptive equipment, housing and energy assistance, and the coordination of services.

Community Prevention, Access and Outreach

Services to at-risk population in the community to include persons likely to have a problem which can potentially be alleviated by the delivery of human services; handling individual inquiries for help; providing accessibility to community health programs; providing advocacy and providing prevention activities to enhance the physical health and improve social and community functioning by making constructive changes in community conditions; and providing public information and referral services to satisfy inquiries; and to identify specific resources in the human services delivery system.

Community Residential Services

Services to consumers in licensed adult family homes, child foster homes, group homes, shelter care and community-based residential facilities.

Community Support

The provision of a network of coordinated care and treatment services to adults with serious and persistent mental illness and to chronic alcoholic consumers. These services may occur in natural or supportive service settings delivered by an identified provider to ensure ongoing therapeutic involvement, reduce the disabling effects of mental illness or alcoholism and assist consumers to access and participate in the community.

Community Treatment Services

The provision of treatment services in outpatient medical settings, as well as supervision of juvenile justice consumers in the community and occupational and physical therapy, speech and language therapies. Services delivered in a mental health outpatient setting include treatment for the purpose of ameliorating the effects of various mental disorders and to improve personal, social and family functioning. Services delivered to youth in the juvenile justice system under formal or informal supervision or in restitution programs. Services are designed to monitor behavior, prevent continued delinquent activity, strengthen family ties, assist in successful involvement in the community and fulfill any obligations ordered by the court or other juvenile justice agency. AODA treatment services are designed to improve personal, social, vocational and family functioning and prevent further deterioration of physical health.

Inpatient and Institutional Care

Services delivered in settings such as state mental health institutes, centers for developmental disabilities, general hospitals, CBRF's certified as inpatient treatment programs, residential care centers and juvenile correctional institutions. Inpatient treatment is for the purpose of providing treatment of mental and substance abuse disorders and restoring health, personal and social functioning. Also includes IMD (Institution for Mental Diseases) licensed nursing homes to persons with severe mental illness.

Investigations and Assessments

Services to consumers that includes screening, assessment, diagnosis, case planning or determining the existence or nature of a specific problem. Services include child abuse and neglect investigations, reports to the court required under Chapters 48, 51 and 55 Wisconsin Statutes, consumer intake assessments and activities related to procedures established by juvenile court guidelines.

Specialized Transportation

The provision of transportation and transportation related supervision to the elderly, handicapped or other persons with limited ability to access needed community resources. Includes transportation centered on improving a person's general mobility and ability to perform daily tasks independently such as shopping, visiting with friends, competitive employment, etc.

Supported Employment

Supported Employment is competitive work in an integrated work setting for individuals who, because of their handicaps, need ongoing and/or intensive support services to find and perform this work.

Supportive Home Care

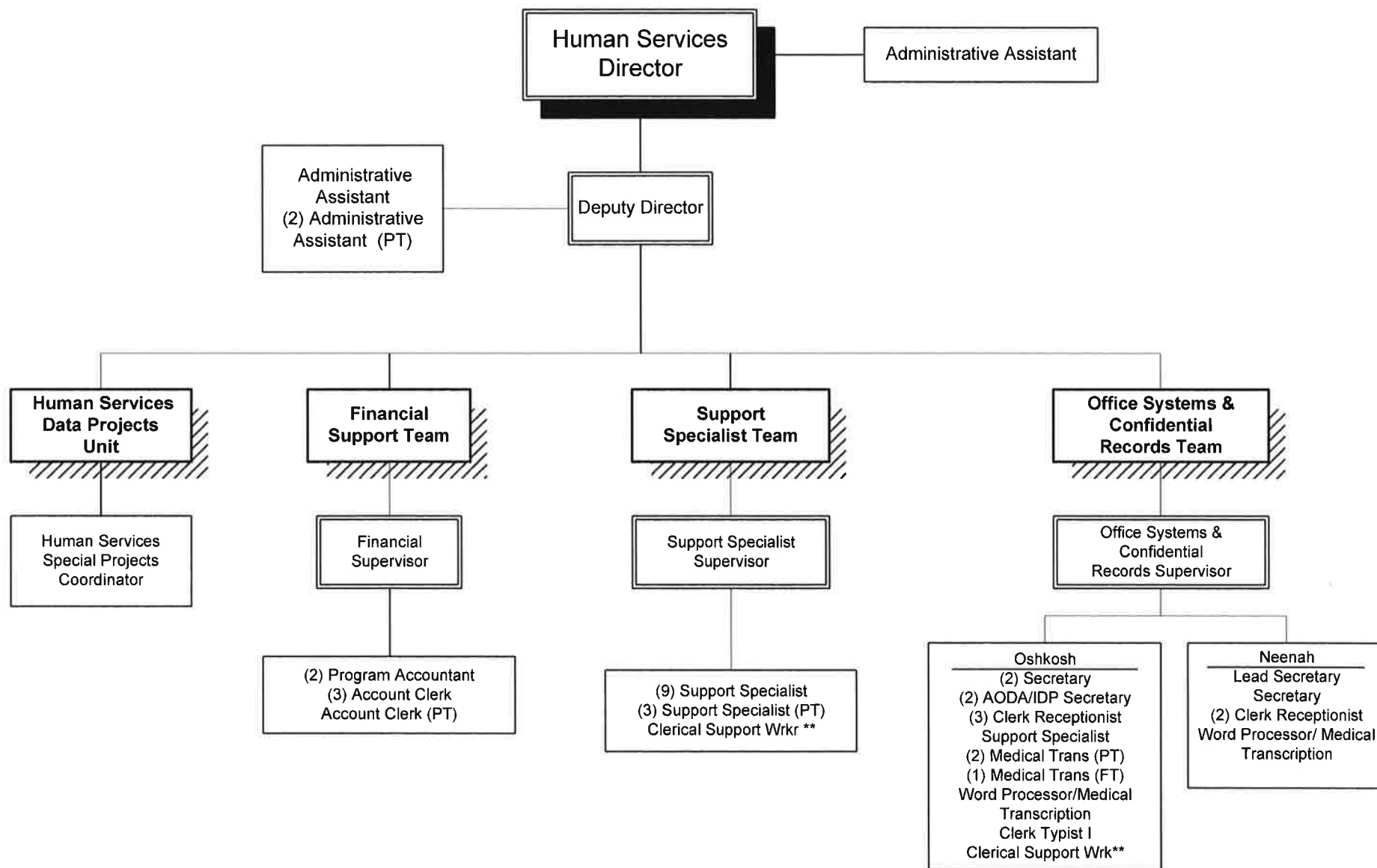
The provision of services to maintain consumers in independent or supervised living in their home or the home of their friends or relatives that help them meet their daily living needs, ensure their well-being and/or reduce the likelihood that they will be placed into alternate living arrangements. Services may include, but are not limited to, household care, personal care and supervision. Includes supervised apartment living, senior companion activities, telephone reassurance, friendly visiting and home health care.

Work Related and Day Services

Services delivered for the purpose of promoting vocational participation and self-sufficiency. Services include vocational counseling or activities that promote participation in work or job placement services. Also included is day center services to persons to develop skills necessary for community living.

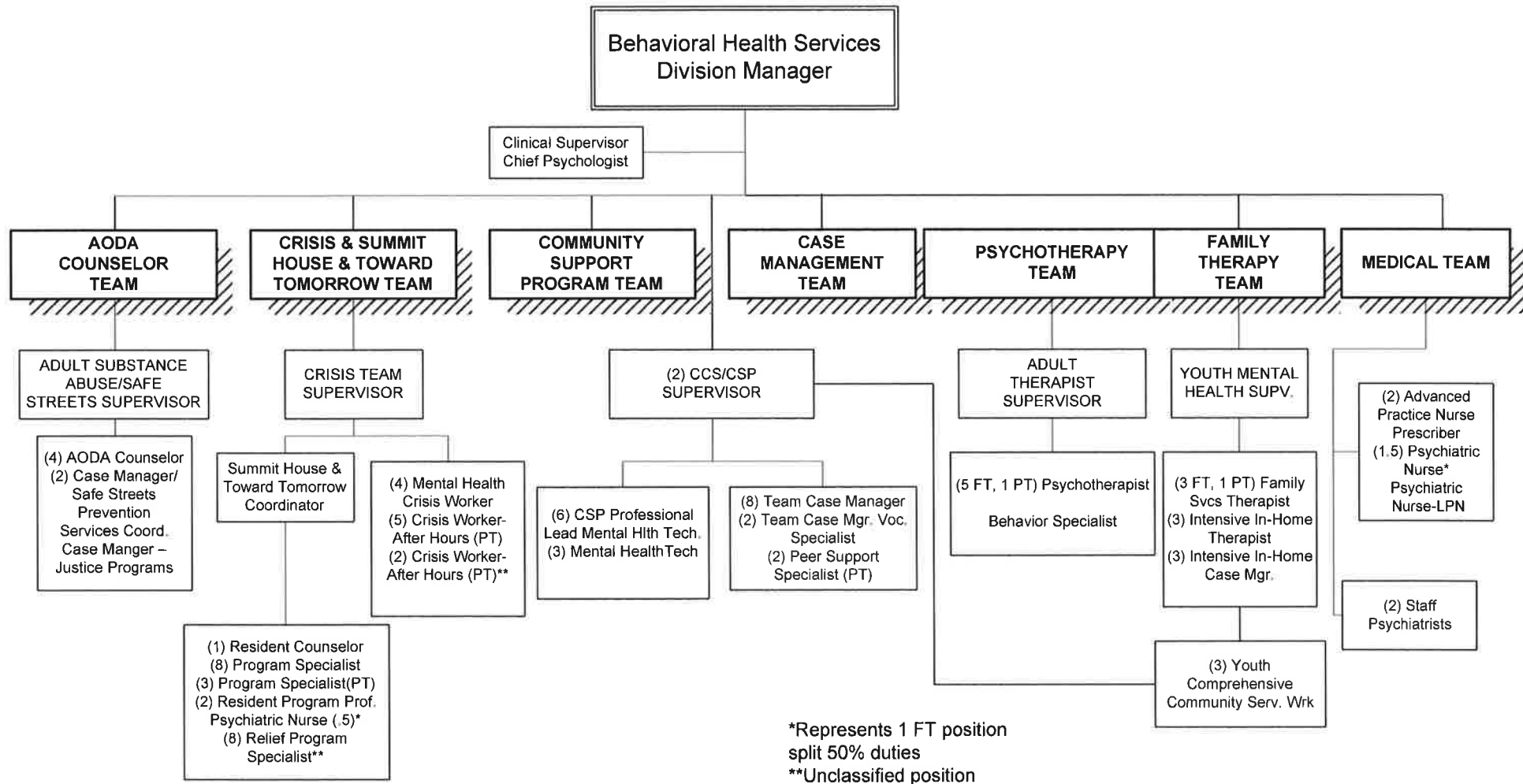
HUMAN SERVICES

Administrative Services



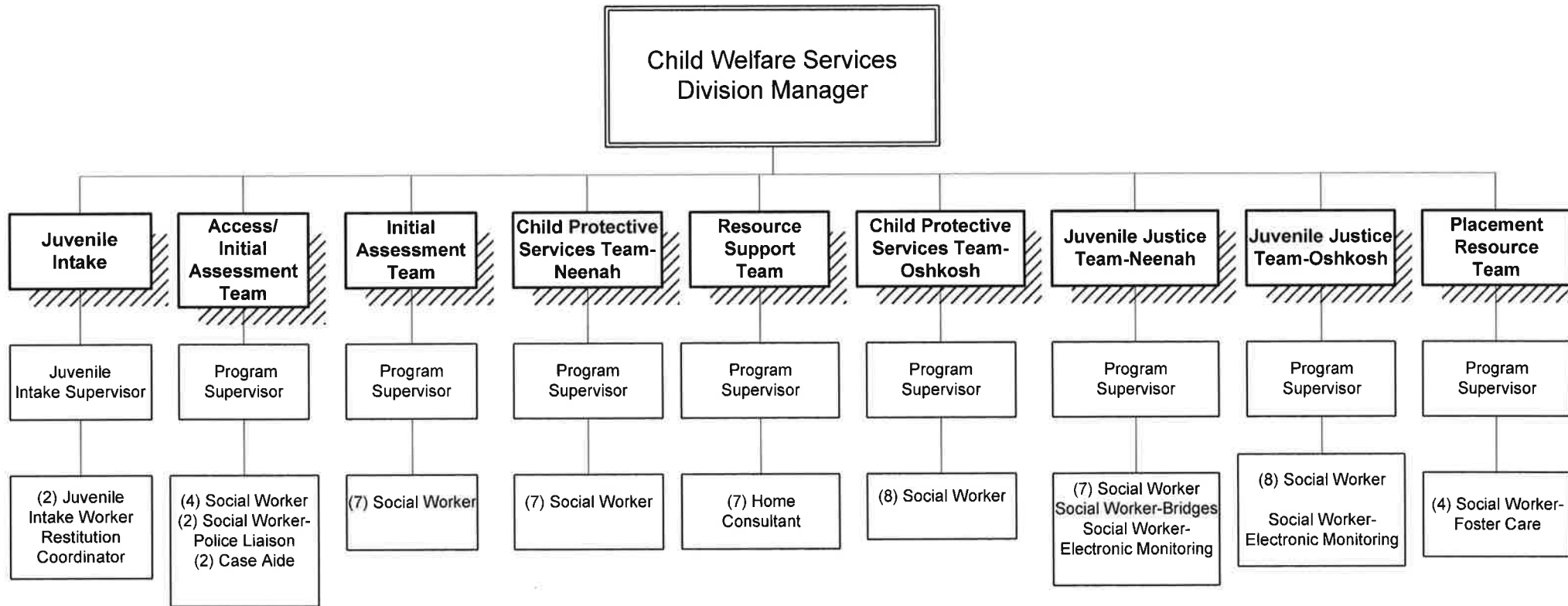
HUMAN SERVICES

Behavioral Health Services



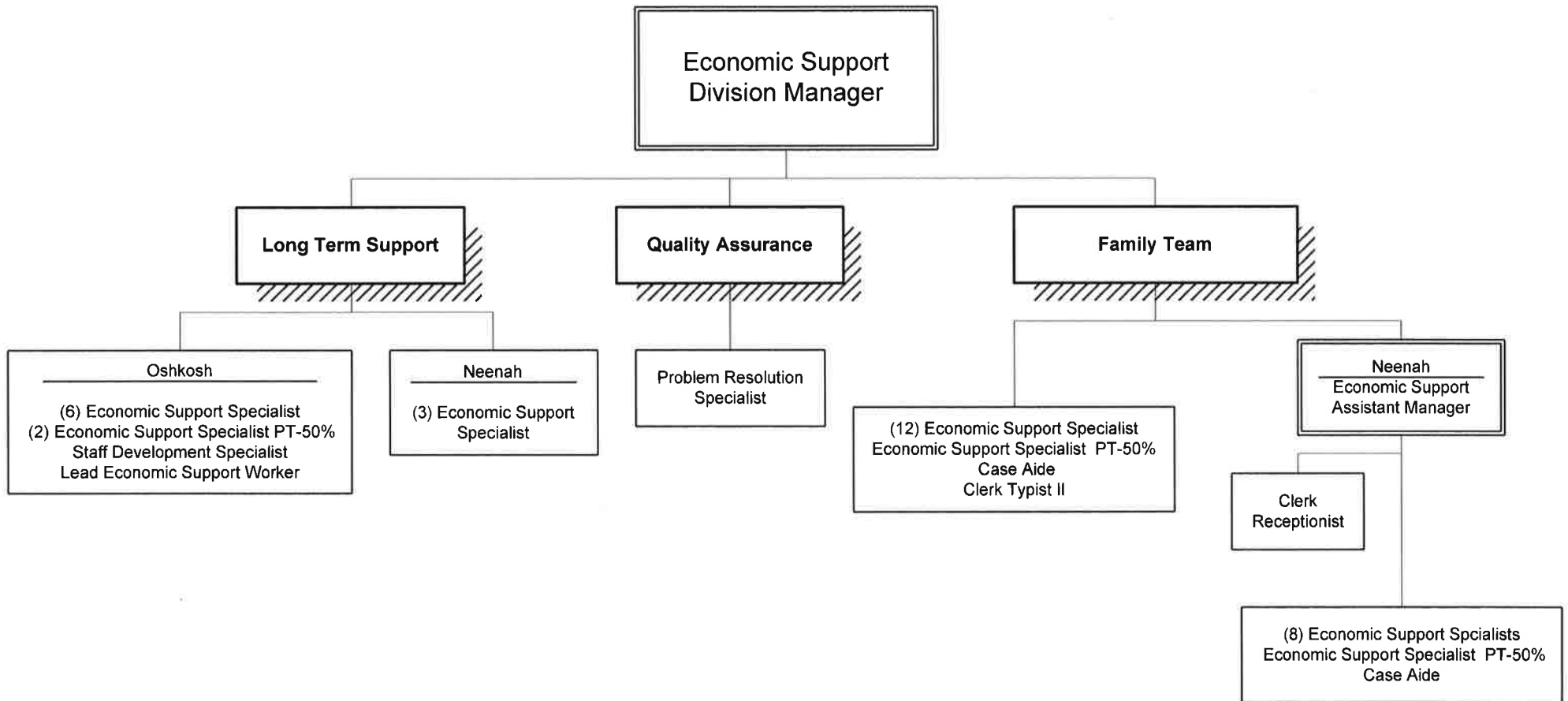
HUMAN SERVICES

Child Welfare Services



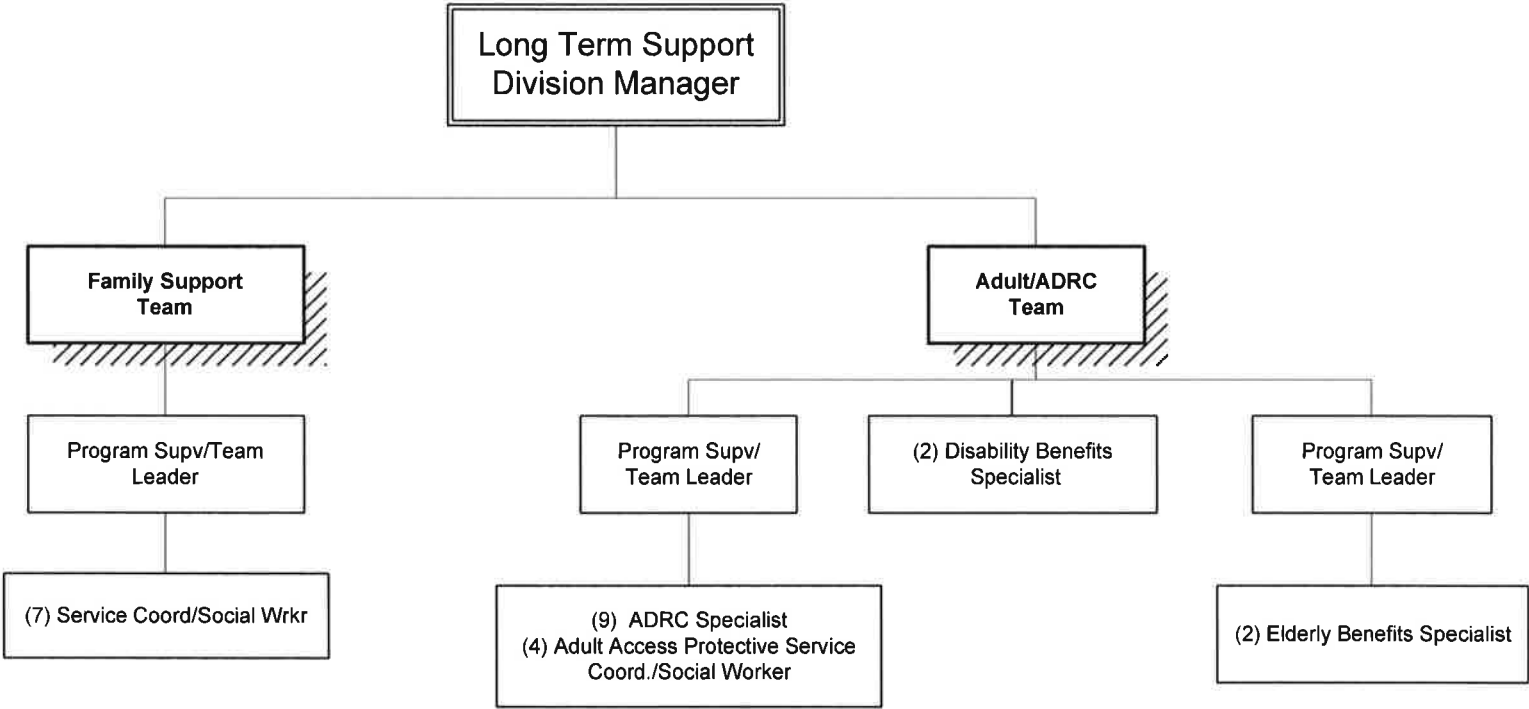
HUMAN SERVICES

Economic Support Services



HUMAN SERVICES

Long Term Support Services



HUMAN SERVICES

Human Services Fund: 200
2016 BUDGET NARRATIVE

DEPARTMENT HEAD: Dr. Bill Topel – Director
LOCATION: Winnebago County Human Services
220 Washington Avenue
Oshkosh, WI 54901

TELEPHONE: 236-1195

Winnebago County Human Services
211 North Commercial Street
Neenah, WI 54956

2015 ACCOMPLISHMENTS:

Administrative Services Division

1. Provided, and will continue to provide, project-manager based technical systems transition from multiple independent systems to centralized department database.
2. Continue to scan documents into eSACWIS and Juvenile Intake files.
3. Elevated customer service support level for both internal and external customers.
4. Positive attitude towards the collaborative effort of all divisions in serving the public.
5. Agency teams reviewed current processes to see where efficiencies could be gained by elimination and refinement of steps which allowed additional responsibilities.
6. Processed employee requests or management directives for changes to work areas in order to make them more comfortable and user-friendly.
7. Surveyed staff and reviewed all requests for ongoing STC/TIC training and employee wellness.
8. Administrative Assistants are cross training and their electronic job manuals updated.

Behavioral Health Division

1. Our internal work group has evaluated the impact of 2014 service eligibility changes implemented internally in response to the Affordable Care Act and will continue to do so.
2. A great deal has begun in our current Behavioral Health adolescent service design with a focus on internal and external purchased services.

3. **Continue to work with our regional partners; Outagamie, Calumet, Manitowoc, and Brown Counties, to insure our Comprehensive Community Services program meets the new state statutory requirements for regionalization thereby enabling us to capture the new 40% state share of the program, currently paid by the County.**
4. **Two Peer Support Specialist interns were here early in 2015 to assist with our mental health consumers. The experience was very positive and a request has been made for the county to hire two 50% Certified Peer Support Specialists for 2016 and beyond.**
5. **Major strides have been made in pursuing the ongoing effort in reducing our adult and adolescent inpatient hospitalization and re-admission rates, along with associated costs. In 2016 a new Crisis Worker position has been requested which will have a major focus on hospitalized consumers.**

Child Welfare Division

1. **Expanded services to increase Supervised Visitation Program services and improve quality/skill affording us to expand focus areas to include parent mentoring and skill building for our families.**
2. **In the process of increasing child respite care services for both Child Welfare and child long term care services clients by jointly working with our Long Term Support Division in hopes of establishing a contract to expand current service levels.**
3. **In the process of reviewing Family Training models and assessing the utility of implementing one or more.**

Economic Support Division

1. **Continually cross train staff to ensure that they all become comfortable working on each type of case.**
2. **Assessed practices and made changes to ensure that Economic Support staff are functioning the same way regardless of which location they are in. This is an ongoing project.**
3. **Continually working with the other divisions to ensure that all consumers who are eligible for health care get connected to it.**

Long Term Support (LTS)

1. **Consumers are offered quality customer service throughout their involvement with the Long Term Support/ADRC services.**
2. **Citizens in our community are exposed to increased opportunities to know about and utilize the services of the Aging & Disability Resource Center (ADRC) prior to needing ongoing, long term care.**
3. **Expanded community resources to meet the changing needs of LTC/ADRC customers.**
4. **Staff have adequate training, support and accommodations to perform their work well.**

2016 GOALS & OBJECTIVES

Administrative Services Division

- 1. Develop agency-wide inventory tool of state/county client-based computer systems to include contact information and management of staff security access.**
- 2. Continue to evaluate the auditing and verification procedures for imaged documents.**
- 3. Utilize the Safety page of the blog to share online safety related resources.**
- 4. Seek out additional training content and presenters on safety awareness related topics.**
- 5. Research, test and implement new technology with Shoretel using Aging Licenses to better route calls at the front desk.**
- 6. Ensure DHS Intranet and Internet are always up to date and user friendly.**
- 7. Continually update rooms in the buildings to create a warm, safe atmosphere.**
- 8. Explore automated solutions for audio recording and “speech to text” transcription of public meeting minutes.**
- 9. Investigate a simpler method of managing the multitude of keys to our buildings.**
- 10. Luna Phase II – electronic posting of third party payor remittances.**
- 11. Increase the number of EFT’s with third party payors to minimize paper check remittances.**
- 12. Look into bar coding all documents and have an electronic correlation between the bar code on a document and where it belongs in Imaging.**

Behavioral Health Division

- 1. Finalize the counties plan for the Volunteers in Probation (VIP) and Teen Court. If the ultimate decision is to retain these services, then recruitment for the two current vacant staff positions will need to occur in earnest.**
- 2. Evaluate and finalize plans relative to the Mental Health Tech Team changes currently being piloted in 2015.**
- 3. Continue to pursue the “seamless service continuum” plan within the BH Division.**
- 4. Continue to monitor developments in the Affordable Care Act and respond accordingly. Continued efforts will be ongoing to get our uninsured consumers insured under Medical Assistance or the available Marketplace Insurance Plans.**
- 5. Depending on State developments in the adolescent diversion workgroup, consider taking the lead in the development of a regional adolescent diversion facility operated under ch. 51 to reduce unnecessary hospitalizations/re-hospitalizations.**
- 6. Review our adult hospital diversion service system to determine if changes can be made to reduce adult inpatient hospitalizations. This could include development of a scheduling system to have psychiatrists/prescribers more readily available to see individuals in crisis sooner, or changes in our services within our crisis diversion facility.**

Child Welfare Division

- 1. Continue efforts to increase respite care services for both Child Welfare and Children's Long-Term Support Divisions.**
- 2. Determine and implement a CPS review panel for clients requesting our agency review a CPS investigation decision.**
- 3. Review and improve shelter care procedures and services provided to youth placed at our shelter care facility.**
- 4. Move through a facilitated Organization Effectiveness review assessing and identifying work pieces and services that may be changed to improve services.**

Economic Support Division

- 1. Continue to cross train staff to become proficient in each type of case.**
- 2. Achieve more uniformity within the East Central Income Maintenance Partnership with regards to how resources are used.**
- 3. Educate community advocates to ensure they understand the most efficient way to access Economic Support services for their clientele.**

Long Term Support

- 1. Outreach efforts using a community conversation and neighbor helping neighbor model will be initiated to address isolated seniors, and/or adults with disabilities, to become less isolated and more involved with others as identified through recorded progress.**
- 2. The ADRC will create and implement a provider education plan that includes information on Adult Protective Service issues and concerns.**
- 3. The ADRC will maintain an updated dynamic, on-line Resource Directory and produce a printed 2016-17 Resource Guide. A Resource Directory for youth services will be created and available for Human Service staff.**
- 4. The ADRC will participate in the community Care Transition Collaboration and provide a role in care transitions as it is developed so individuals without support systems will safely transition from healthcare setting.**
- 5. Additional persons will receive Information and Assistance, Options Counseling and Benefits Counseling through a community coordinated effort.**

HUMAN SERVICES

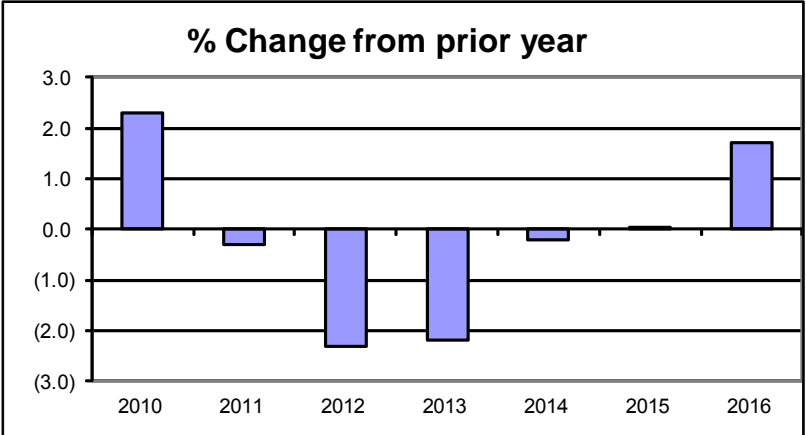
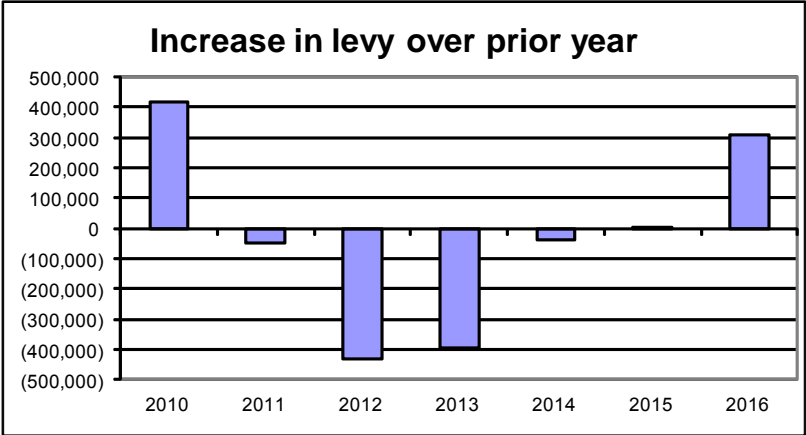
Human Services Fund: 200 2016 BUDGET NARRATIVE HIGHLIGHTS

DEPARTMENT STAFFING:

	2007	2008	2009	2010	2011	2012	2013	2014	2015	2016
Full Time	238	239	245	245	239	243	245	246	251	253
Part Time	23	23	23	22	21	18	19	22	22	24
Total	261	262	268	267	260	261	264	268	273	277

The changes in the 2016 department staffing can be found within the Table of Organization of Classified Positions schedule found in the Overview section of the budget book. Another schedule in that section shows the fiscal impact of the position changes. Two new full time positions and two new part time positions have been added.

COUNTY LEVY: The tax levy for 2016 is \$18,073,374, an increase of \$309,147 or 1.7% over 2015.



Financial Summary Human Services

<u>Items</u>	<u>2015 7-Month Actual</u>	<u>2015 12-Month Estimate</u>	<u>2015 Adopted Budget</u>	<u>2015 Adjusted Budget</u>	<u>2016 Adopted Budget</u>
Total Revenues	9,688,605	28,968,983	24,874,582	24,874,582	25,501,430
Labor	11,317,349	21,069,253	19,912,490	19,912,490	20,460,930
Travel	199,631	395,185	383,142	383,142	411,940
Capital	-	44,500	44,500	44,500	23,362
Other Expenditures	10,276,511	22,018,552	22,298,677	22,298,677	22,678,572
 Total Expenditures	 21,793,491	 43,527,490	 42,638,809	 42,638,809	 43,574,804
 Levy			 17,764,227		 18,073,374

**Winnebago County
Budget Detail - 2016**

Description	Object	2012 Actual	2013 Actual	2014 Actual	2015 Adopted	2016 Request	2016 Executive	2016 Adopted	% Change From Prior Yr Adopted
Fund - 200 - Human Services									
Revenue									
Intergov Rev:									
Medicaid Title 19	42000	(1,407)	0	0	0	0	0	0	0.00%
State Pharmact Asst Prg SPAP	42100	13,913	9,726	9,727	4,864	9,000	9,000	9,000	85.03%
Patient Prt Affrd Care PPACA	42101	0	187,540	330,954	380,000	325,421	325,421	325,421	-14.36%
MA Comprehensive Comm Serv	42102	403,710	681,092	460,357	615,084	837,411	837,411	837,411	36.15%
MA Crisis MH Srvs	42104	215,289	218,478	280,168	240,000	304,500	304,500	304,500	26.88%
CLTS - Childrens Waiver	42106	2,321,617	2,173,586	2,587,592	2,307,523	2,687,395	2,687,395	2,687,395	16.46%
BCA State	42108	6,029,697	5,862,109	5,666,615	5,896,766	5,950,193	5,950,193	5,950,193	0.91%
State-County Match	42110	665,160	666,606	662,641	662,106	665,858	665,858	665,858	0.57%
Aging Dis Resource Ctr ADRC	42112	1,477,354	1,639,121	1,611,433	1,663,708	1,672,730	1,672,730	1,672,730	0.54%
Adult Protective Service APS	42114	144,966	144,966	144,966	144,966	144,966	144,966	144,966	0.00%
IIIE Grant	42116	67,702	64,631	58,819	64,631	64,631	64,631	64,631	0.00%
Elderly Handicapped 85.21	42118	362,509	380,693	377,459	362,509	374,734	374,734	374,734	3.37%
Birth to Three	42122	300,856	300,856	300,856	300,856	300,856	300,856	300,856	0.00%
State Hlth Insur Asst Prg SHIP	42126	5,000	5,000	6,150	5,000	5,000	5,000	5,000	0.00%
Block Grnt AODA	42128	253,027	253,027	253,028	253,027	253,027	253,027	253,027	0.00%
Block Grant MI	42130	68,961	68,961	68,961	68,961	68,691	68,691	68,691	-0.39%
Certified Mental Health Progra	42132	80,803	82,316	82,316	80,000	82,316	82,316	82,316	2.90%
Non Resident	42134	0	3,480	0	5,000	5,000	5,000	5,000	0.00%
Fraud	42136	19,857	16,958	18,962	17,458	22,489	22,489	22,489	28.82%
Early Intervention Grant	42138	190	0	0	0	42,500	42,500	42,500	100.00%
IMD Reg Rel	42140	186,959	186,959	186,959	188,000	186,959	186,959	186,959	-0.55%
Safe Street Drug	42142	45,211	0	0	0	0	0	0	0.00%
Adam Walsh FringerPrint	42144	1,754	2,500	2,037	2,500	0	0	0	-100.00%
Family Support Program	42146	126,074	115,547	126,074	126,074	126,074	126,074	126,074	0.00%
Other State Adjustments	42148	9,502	95,774	96,731	12,000	12,000	12,000	12,000	0.00%
SACWIS	42150	4,440	392	0	400	400	400	400	0.00%
Alz Family Caregiver	42152	45,130	45,183	43,968	40,680	40,680	40,680	40,680	0.00%
Youth Aids	42154	1,683,874	1,676,058	1,548,776	1,677,000	1,482,173	1,482,173	1,482,173	-11.62%
Youth Aids AODA	42156	38,365	23,099	35,932	25,000	34,000	34,000	34,000	36.00%
Independ Living ETV	42158	44,583	42,368	49,617	0	0	0	0	0.00%
Elder Abuse	42160	48,861	48,861	48,861	48,861	48,861	48,861	48,861	0.00%
Community Options	42162	1,070,523	957,241	1,063,468	1,063,468	1,063,468	1,063,468	1,063,468	0.00%
Safe & Stable Families	42164	61,800	57,103	57,103	57,130	57,103	57,103	57,103	-0.05%
Kinship Care Grant	42166	449,407	485,285	463,955	498,000	473,000	473,000	473,000	-5.02%

**Winnebago County
Budget Detail - 2016**

Description	Object	2012 Actual	2013 Actual	2014 Actual	2015 Adopted	2016 Request	2016 Executive	2016 Adopted	% Change From Prior Yr Adopted
Fund - 200 - Human Services									
Income Maint Admin	42168	1,860,538	1,663,634	1,641,252	1,719,689	1,778,982	1,778,982	1,778,982	3.45%
W-2 Adm Services	42170	2,132,825	0	0	0	0	0	0	0.00%
IIID Grant	42172	8,727	9,676	9,085	9,676	9,086	9,086	9,086	-6.10%
Community Intervention YAPO	42174	86,320	87,573	78,195	88,140	73,160	73,160	73,160	-17.00%
Low Inc Energy Asst Prg LIEAP	42176	302,699	258,422	296,760	376,000	354,000	354,000	354,000	-5.85%
Emergency Assistance	42178	103,547	0	0	0	0	0	0	0.00%
Refugee Aid	42184	118,395	0	0	0	0	0	0	0.00%
Contracted Child Care	42186	29,669	0	0	0	0	0	0	0.00%
Child Care Administration	42188	359,654	310,323	367,294	359,305	375,000	375,000	375,000	4.37%
SS MultiPurpose	42190	127,586	131,969	125,316	131,969	125,316	125,316	125,316	-5.04%
Nutr Congregate C1	42192	280,850	310,444	309,020	310,444	307,508	307,508	307,508	-0.95%
Nutr Home Delv C2	42194	96,135	99,657	97,934	99,657	97,934	97,934	97,934	-1.73%
Nutr Services Incent Prog	42196	69,904	69,284	73,427	69,897	66,046	66,046	66,046	-5.51%
State Senior Comm	42198	9,859	9,859	9,859	9,859	9,859	9,859	9,859	0.00%
Benefit Specialist	42200	33,438	33,438	33,438	33,438	33,438	33,438	33,438	0.00%
Transportation Aid	42202	194,557	321,745	194,712	307,663	305,000	305,000	305,000	-0.87%
MA Targeted Case Mgmt	42204	107,213	125,494	99,964	118,000	110,296	110,296	110,296	-6.53%
MA CSP Funds	42206	352,970	341,344	263,923	350,000	315,000	315,000	315,000	-10.00%
MA Outpatient	42210	214,168	191,463	229,479	244,853	250,000	250,000	250,000	2.10%
MA Inpatient	42212	178,334	277,373	337,471	245,000	280,000	280,000	280,000	14.29%
IMD OBRA Relocations	42216	10,733	10,733	10,733	10,750	10,733	10,733	10,733	-0.16%
Intoxicated Driver Program	42218	40,279	52,828	0	50,000	30,000	30,000	30,000	-40.00%
Drug Count Enhancement Program	42219	0	45,952	80,000	80,000	80,000	80,000	80,000	0.00%
Regional Foster Care Training	42220	3,466	2,052	3,148	4,800	3,100	3,100	3,100	-35.42%
Brighter Futures	42222	196,952	196,952	196,952	0	0	0	0	0.00%
Comm Svs Defct Red Bnft CSDRB	42224	336,773	331,453	307,834	330,000	310,000	310,000	310,000	-6.06%
Wis MA Cost Reporting WIMCR	42226	601,763	770,308	935,030	700,000	700,000	700,000	700,000	0.00%
Health Checks	42228	15,142	22,084	19,887	22,000	21,100	21,100	21,100	-4.09%
Prior Year Intergovt	42230	284,671	344,691	252,464	0	0	0	0	0.00%
Food Share Employ Train FSET	42232	115,248	94,496	91,615	0	161,681	161,681	161,681	100.00%
TPR Adoption Federal	42234	37,792	49,493	54,755	50,000	59,500	59,500	59,500	19.00%
OWI Municipality Fee	42236	27,650	24,570	31,566	30,000	30,000	30,000	30,000	0.00%
Med Impv Patient Prv Act MIPPA	42240	10,600	0	0	0	0	0	0	0.00%
Post Reunification Program	42242	0	0	26,588	0	57,000	57,000	57,000	100.00%
Intergov Rev Subtotal:		24,594,144	22,682,826	22,822,186	22,562,712	23,295,175	23,295,175	23,295,175	3.25%

**Winnebago County
Budget Detail - 2016**

Description	Object	2012 Actual	2013 Actual	2014 Actual	2015 Adopted	2016 Request	2016 Executive	2016 Adopted	% Change From Prior Yr Adopted
Fund - 200 - Human Services									
Public Services:									
Other Fees	45002	11,280	7,730	5,202	11,100	600	600	600	-94.59%
Forms Copies Etc	45003	152	1,595	6,573	870	1,500	1,500	1,500	72.41%
Offset Revenue	45013	186,623	0	0	0	0	0	0	0.00%
OWI Assessment Fees	45030	239,088	273,656	238,198	270,000	260,000	260,000	260,000	-3.70%
Third Party Insurance	45033	520,629	725,017	865,860	700,000	800,000	800,000	800,000	14.29%
Client Cost Shares Fees	45035	535,527	566,839	473,382	542,000	496,355	503,855	503,855	-7.04%
State Fee Collections	45037	177,579	176,966	132,557	180,000	170,000	170,000	170,000	-5.56%
Prior Year Contractual	45039	0	30,962	81,588	0	0	0	0	0.00%
Child Support	45041	237,772	218,025	223,477	240,000	225,000	225,000	225,000	-6.25%
Other Public Charges	45057	604	0	0	0	0	0	0	0.00%
W2 Loans Repayment	45058	1,013	810	0	600	0	0	0	-100.00%
Child Welfare Reimbursement	45062	300	4,561	2,060	2,000	3,000	3,000	3,000	50.00%
Collection Agency	45066	322,838	366,038	299,929	360,000	230,300	230,300	230,300	-36.03%
Public Services Subtotal:		2,233,406	2,372,197	2,328,826	2,306,570	2,186,755	2,194,255	2,194,255	-4.87%
Intergov Services:									
Incentives	43009	2,511	9,839	13,034	5,300	12,000	12,000	12,000	126.42%
Intergov Services Subtotal:		2,511	9,839	13,034	5,300	12,000	12,000	12,000	126.42%
Interfund Revenue:									
Child Welfare Match- Levy	61100	75,234	89,875	116,331	90,000	0	0	0	-100.00%
Grant Revenue Allocation	62000	(1,836,091)	(1,737,299)	(1,922,737)	(1,810,208)	(1,772,099)	(1,772,099)	(1,772,099)	-2.11%
Grant - Independent Living	62102	30,000	30,000	30,000	0	0	0	0	0.00%
Grant - Community Options	62104	630,675	577,924	705,355	600,000	648,326	648,326	648,326	8.05%
Grant - Income Maintenance	62106	450,858	452,000	420,000	393,675	389,127	389,127	389,127	-1.16%
Grant - W-2 Administration	62108	60,902	0	0	0	0	0	0	0.00%
Grant-Long Term Supp Admin	62110	536,019	535,500	571,051	623,000	625,219	625,219	625,219	0.36%
Grant - Child Care Admin	62112	52,403	52,000	80,000	103,533	109,427	109,427	109,427	5.69%
Interfund Revenue Subtotal:		0	0	0	0	0	0	0	0.00%
Total Operating Revenue:		26,830,061	25,064,861	25,164,045	24,874,582	25,493,930	25,501,430	25,501,430	2.52%

**Winnebago County
Budget Detail - 2016**

Description	Object	2012 Actual	2013 Actual	2014 Actual	2015 Adopted	2016 Request	2016 Executive	2016 Adopted	% Change From Prior Yr Adopted
Fund - 200 - Human Services									
Misc Revenues:									
Other Miscellaneous Revenues	48109	1,545	11,562	595	0	0	0	0	0.00%
Misc Revenues Subtotal:		1,545	11,562	595	0	0	0	0	0.00%
Total Non-Operating Revenue:		1,545	11,562	595	0	0	0	0	0.00%
Revenue Total:		26,831,605	25,076,423	25,164,640	24,874,582	25,493,930	25,501,430	25,501,430	2.52%
Expense									
Wages:									
Regular Pay	51100	12,752,392	12,944,476	13,189,256	13,878,796	14,245,095	14,290,548	14,290,548	2.97%
Temporary Employees	51101	175,912	133,566	220,156	200,186	198,219	198,219	198,219	-0.98%
Labor Fringes Match	51102	0	1,908	0	0	0	0	0	0.00%
Overtime	51105	136,755	108,633	136,945	207,604	123,206	123,206	123,206	-40.65%
Comp Time	51108	95,310	99,919	60,769	97,053	96,399	96,399	96,399	-0.67%
Payroll Sundry Account	51190	3,377	79	0	0	0	0	0	0.00%
Wages Subtotal:		13,163,746	13,288,581	13,607,126	14,383,639	14,662,919	14,708,372	14,708,372	2.26%
Fringes Benefits:									
FICA Medicare	51200	939,219	961,556	989,080	1,100,732	1,121,714	1,125,191	1,125,191	2.22%
Health Insurance	51201	2,764,148	2,744,174	2,814,842	3,106,780	3,254,850	3,273,272	3,273,272	5.36%
Dental Insurance	51202	178,351	188,315	199,459	213,073	227,738	228,825	228,825	7.39%
Workers Compensation	51203	212,414	293,544	90,611	93,725	90,882	90,921	90,921	-2.99%
Unemployment Comp	51204	13,607	525	(122)	0	0	0	0	0.00%
WI Retirement	51206	752,982	854,231	921,835	943,756	952,015	955,015	955,015	1.19%
Fringe Benefits Other	51207	63,869	65,587	70,274	70,785	79,079	79,334	79,334	12.08%
Fringes Benefits Subtotal:		4,924,589	5,107,932	5,085,980	5,528,851	5,726,278	5,752,558	5,752,558	4.05%
Total Labor:		18,088,334	18,396,513	18,693,106	19,912,490	20,389,197	20,460,930	20,460,930	2.75%

**Winnebago County
Budget Detail - 2016**

Description	Object	2012 Actual	2013 Actual	2014 Actual	2015 Adopted	2016 Request	2016 Executive	2016 Adopted	% Change From Prior Yr Adopted
Fund - 200 - Human Services									
Travel:									
Registration Tuition	52001	39,428	43,664	47,277	47,470	50,500	50,500	50,500	6.38%
Automobile Allowance	52002	294,163	299,001	313,535	313,622	328,000	328,000	328,000	4.58%
Commercial Travel	52004	0	385	598	1,200	3,000	3,000	3,000	150.00%
Meals	52005	3,074	3,923	4,163	4,634	5,700	5,700	5,700	23.00%
Lodging	52006	13,529	14,608	18,163	12,345	20,200	20,200	20,200	63.63%
Other Travel Exp	52007	190	262	311	452	550	550	550	21.69%
Taxable Meals	52008	3,037	2,950	3,713	3,419	3,990	3,990	3,990	16.70%
Travel Subtotal:		353,421	364,794	387,759	383,142	411,940	411,940	411,940	7.52%
Total Travel:		353,421	364,794	387,759	383,142	411,940	411,940	411,940	7.52%
Capital Outlay:									
Equipment	58004	41,141	42,101	43,413	44,500	46,725	23,362	23,362	-47.50%
Capital Outlay Subtotal:		41,141	42,101	43,413	44,500	46,725	23,362	23,362	-47.50%
Total Capital:		41,141	42,101	43,413	44,500	46,725	23,362	23,362	-47.50%
Office:									
Office Supplies	53000	53,491	56,469	56,397	57,220	56,323	56,323	56,323	-1.57%
Printing Supplies	53002	7,119	5,360	4,420	7,700	5,300	5,300	5,300	-31.17%
Print Duplicate	53003	6,963	6,976	10,084	7,385	7,954	7,954	7,954	7.70%
Postage and Box Rent	53004	10,959	8,634	5,248	9,800	8,500	8,500	8,500	-13.27%
Computer Software	53006	18,766	2,914	150	24,600	6,000	6,000	6,000	-75.61%
Telephone	53008	41,817	35,831	49,191	39,700	80,127	80,127	80,127	101.83%
Telephone Supplies	53009	4,423	1,304	1,855	4,400	2,000	2,000	2,000	-54.55%
Long Distance	53011	0	51	6	100	0	0	0	-100.00%
Wireless	53012	10,546	8,568	4,345	15,380	0	0	0	-100.00%
Pagers	53013	2,016	1,814	4,558	1,650	0	0	0	-100.00%
Voice and Data Cabling	53014	7,201	2,271	248	3,650	0	0	0	-100.00%
Fiber pole rental locates	53015	240	240	240	240	240	240	240	0.00%
Office Subtotal:		163,541	130,432	136,742	171,825	166,444	166,444	166,444	-3.13%

**Winnebago County
Budget Detail - 2016**

Description	Object	2012 Actual	2013 Actual	2014 Actual	2015 Adopted	2016 Request	2016 Executive	2016 Adopted	% Change From Prior Yr Adopted
Fund - 200 - Human Services									
Operating:									
Advertising	53500	28,795	21,117	30,183	26,100	34,873	34,873	34,873	33.61%
Subscriptions	53501	976	946	1,383	1,250	1,650	1,650	1,650	32.00%
Membership Dues	53502	13,321	18,511	20,492	13,355	22,425	22,425	22,425	67.91%
Publish Legal Notices	53503	336	290	1,447	600	1,600	1,600	1,600	166.67%
Foster Care Banquet	53507	1,971	0	1,450	2,700	2,700	2,700	2,700	0.00%
Emergency Rent Assistance	53508	26,138	34,284	36,127	30,800	43,500	43,500	43,500	41.23%
Registration Tuition Other	53509	7,747	8,953	10,444	8,500	11,428	10,428	10,428	22.68%
Consumer Program Expenses	53510	163,805	131,256	169,521	135,860	197,361	197,361	197,361	45.27%
Consumer Outreach	53511	149,598	133,116	122,510	149,247	154,864	149,247	149,247	0.00%
Education Training	53513	603	2,519	5,917	0	0	0	0	0.00%
Consumer Transportation	53514	100,174	80,936	110,681	79,972	113,207	113,207	113,207	41.56%
Household Supplies	53516	16,919	9,667	9,285	10,000	10,000	10,000	10,000	0.00%
Food	53520	28,540	31,547	29,824	28,200	30,600	30,600	30,600	8.51%
Small Equipment	53522	61,613	79,801	88,299	57,600	79,709	69,709	69,709	21.02%
Medical Supplies	53524	73,953	64,202	44,537	75,135	60,150	60,150	60,150	-19.94%
Medical Oxygen	53525	0	1,833	0	0	0	0	0	0.00%
Other Operating Supplies	53533	3,000	0	0	0	0	0	0	0.00%
Automobile Allowance-Other	53538	0	3,589	7,720	0	9,896	9,896	9,896	100.00%
Meals Other	53541	0	122	342	360	500	500	500	38.89%
Auto Allowance Taxable	53546	0	10,895	23,160	58,057	27,703	27,703	27,703	-52.28%
Motor Fuel	53548	14,026	16,132	14,073	15,000	15,000	15,000	15,000	0.00%
Building Rental	53550	131,196	131,196	121,596	131,640	102,240	102,240	102,240	-22.33%
Equipment Rental	53551	34,548	36,977	40,559	36,000	42,000	42,000	42,000	16.67%
Other Rents and Leases	53552	55,874	0	0	0	0	0	0	0.00%
Operating Licenses Fees	53553	5,636	13,441	6,879	6,780	7,300	7,300	7,300	7.67%
Emergency Assistance	53555	135,116	0	0	0	0	0	0	0.00%
Refugee Assistance	53556	118,395	0	0	0	0	0	0	0.00%
W2 Benefits	53558	1,542,571	0	0	0	0	0	0	0.00%
Bad Debts Expense	53561	1,318	73,597	11,983	0	10,000	10,000	10,000	100.00%
Taxes & Assessments	53562	1,627	70	0	100	0	0	0	-100.00%
Operating Grants	53565	185,561	171,252	177,131	57,900	34,781	34,781	34,781	-39.93%
Family Care Contribution	53567	4,036,282	3,059,619	2,082,956	1,594,623	1,594,623	1,594,623	1,594,623	0.00%
Other Miscellaneous	53568	0	0	441	0	0	0	0	0.00%
Small Equipment Technology	53580	23,147	43,066	33,310	33,200	35,000	35,000	35,000	5.42%
Office Supplies	73000	725	452	36	570	100	100	100	-82.46%

**Winnebago County
Budget Detail - 2016**

Description	Object	2012 Actual	2013 Actual	2014 Actual	2015 Adopted	2016 Request	2016 Executive	2016 Adopted	% Change From Prior Yr Adopted
Fund - 200 - Human Services									
Print Duplicate	73003	80,860	71,455	62,653	75,500	65,000	65,000	65,000	-13.91%
Postage and Box Rent	73004	33,474	25,210	28,785	28,000	30,000	30,000	30,000	7.14%
Legal Fees	73041	0	92	576	0	500	500	500	100.00%
Motor Fuel	73548	2,652	2,924	3,327	4,000	4,000	4,000	4,000	0.00%
Operating Subtotal:		7,080,495	4,279,067	3,297,627	2,661,049	2,742,710	2,726,093	2,726,093	2.44%
Repairs & Maint:									
Maintenance Buildings	54020	1,894	0	1,980	1,000	1,000	1,000	1,000	0.00%
Maintenance Equipment	54022	24,703	15,616	19,630	21,000	250	250	250	-98.81%
Repair Maintenance Supplies	54024	1,200	0	0	850	300	300	300	-64.71%
Equipment Repairs	54029	8,688	6,441	0	6,600	5,000	5,000	5,000	-24.24%
Maintenance Vehicles	74023	4,569	3,262	5,074	5,500	5,500	5,500	5,500	0.00%
Equipment Repairs	74029	11,451	12,144	12,639	12,100	12,500	12,500	12,500	3.31%
Repairs & Maint Subtotal:		52,505	37,464	39,323	47,050	24,550	24,550	24,550	-47.82%
Utilities:									
Heat	54700	2,375	3,505	5,657	3,700	6,000	6,000	6,000	62.16%
Power and Light	54701	9,838	11,862	9,255	12,000	10,000	10,000	10,000	-16.67%
Water and Sewer	54702	5,560	5,179	5,090	5,500	5,500	5,500	5,500	0.00%
Refuse Collection	54703	8,342	4,112	2,537	5,800	5,000	5,000	5,000	-13.79%
Utilities Subtotal:		26,115	24,658	22,538	27,000	26,500	26,500	26,500	-1.85%
Contractual Services:									
Medical and Dental	55000	262,762	316,119	308,801	283,792	289,392	289,392	289,392	1.97%
Vehicle Repairs	55005	2,440	1,035	821	1,500	1,500	1,500	1,500	0.00%
Building Repairs	55008	334	330	14,070	600	0	0	0	-100.00%
Data Processing	55013	44,197	43,908	45,793	23,000	24,000	24,000	24,000	4.35%
Professional Service	55014	142,076	220,536	209,857	307,500	365,191	365,191	365,191	18.76%
Collection Service	55015	72,446	83,842	71,067	83,600	54,000	54,000	54,000	-35.41%
Janitorial Services	55016	14,713	0	0	0	0	0	0	0.00%
Community Residential Svcs	55021	847,859	786,587	795,295	811,386	901,775	901,775	901,775	11.14%
Community Treatment	55022	1,182,292	1,059,491	1,189,562	1,085,978	1,213,353	1,213,353	1,213,353	11.73%
Supportive Home Care	55023	746,978	527,042	585,525	539,809	594,929	594,929	594,929	10.21%
Work related and Day Services	55024	14,636	3,679	1,816	4,439	2,852	2,852	2,852	-35.74%

**Winnebago County
Budget Detail - 2016**

Description	Object	2012 Actual	2013 Actual	2014 Actual	2015 Adopted	2016 Request	2016 Executive	2016 Adopted	% Change From Prior Yr Adopted
Fund - 200 - Human Services									
Supervised Family Visitation	55025	161,826	168,396	169,326	176,500	184,900	184,900	184,900	4.76%
Transportation	55026	42,002	8,845	13,375	0	0	0	0	0.00%
Specialized Transportation	55027	785,824	663,233	687,075	727,690	716,097	716,097	716,097	-1.59%
Other Contract Serv	55030	130,427	174,012	136,215	137,317	20,243	20,243	20,243	-85.26%
Emergency Medical Care	55031	34,467	34,805	16,932	40,000	25,000	25,000	25,000	-37.50%
Respite Care	55032	69,597	60,753	75,615	75,450	85,900	85,900	85,900	13.85%
Receiving Home Bed Hold	55033	2,366	15,612	13,212	15,000	15,000	15,000	15,000	0.00%
Recruitment Non Staff	55034	1,700	400	700	2,700	2,000	2,000	2,000	-25.93%
Foster Care Recog Retention	55035	895	1,604	2,064	2,100	2,100	2,100	2,100	0.00%
Child Day Care	55036	66,985	41,206	53,139	41,500	73,437	73,437	73,437	76.96%
Mentoring	55039	33,585	32,707	34,172	48,601	331,422	331,422	331,422	581.92%
Counseling Consumer/Family	55040	77,919	104,186	105,274	97,000	30,000	30,000	30,000	-69.07%
Interpreter	55041	26,194	27,295	36,023	23,800	39,200	39,200	39,200	64.71%
Other State Adjustments	55044	1,945	7,517	9,644	10,000	10,000	10,000	10,000	0.00%
Child Foster Care	55045	1,432,711	1,539,181	1,876,374	1,648,600	1,895,000	1,895,000	1,895,000	14.95%
Group Homes	55046	1,130,422	1,130,159	974,477	1,225,000	1,195,000	1,195,000	1,195,000	-2.45%
Child Residential Care Centers	55047	854,735	1,151,129	846,741	951,000	925,000	925,000	925,000	-2.73%
Kinship Care	55052	429,112	460,091	425,032	460,000	438,000	438,000	438,000	-4.78%
Nutrition Programs	55053	894,173	957,221	1,030,747	1,087,718	1,107,731	1,107,731	1,107,731	1.84%
Adoption Assessments	55057	3,295	3,130	2,890	3,500	3,750	3,750	3,750	7.14%
Truancy Intervention Preventio	55058	58,054	63,394	64,196	63,000	65,900	65,900	65,900	4.60%
Outpatient Services	55059	233,132	229,934	126,252	250,000	225,000	225,000	225,000	-10.00%
General Hospital Psychiatric	55060	418,852	407,055	220,336	390,000	300,000	300,000	300,000	-23.08%
Residential Inpatient AODA	55061	328,573	448,261	340,174	425,000	450,000	450,000	450,000	5.88%
Specialty Inpatient Hospitals	55062	1,446,221	1,957,594	2,244,910	1,775,000	2,042,031	2,042,031	2,042,031	15.04%
Supported Employment	55063	20,000	20,000	20,000	20,000	20,000	20,000	20,000	0.00%
Supported Living	55064	818,572	955,855	950,148	1,012,391	1,175,285	1,175,285	1,175,285	16.09%
Comm Based Res Facility	55065	1,136,338	999,389	846,727	1,150,000	1,000,000	1,000,000	1,000,000	-13.04%
Medical Detoxification	55066	172,838	211,157	29,021	210,000	100,000	100,000	100,000	-52.38%
Birth 3 Early Intervention	55067	639,461	669,050	685,271	693,720	707,594	707,594	707,594	2.00%
Contracted Case Mgmt	55068	0	0	0	0	102,487	102,487	102,487	100.00%
Secure Juvenile Detention	55070	378,078	395,883	260,790	310,000	273,000	273,000	273,000	-11.94%
Family Training Skills	55071	632,409	639,456	651,027	654,500	665,600	665,600	665,600	1.70%
Youth Wrap Around Services	55072	601,038	726,450	765,145	772,275	144,447	144,447	144,447	-81.30%
Alternative School	55073	74,913	66,365	78,655	77,000	85,000	85,000	85,000	10.39%
Juvenile Shelter Care	55075	553,854	627,763	1,044,407	788,060	809,700	809,700	809,700	2.75%
Juvenile Restitution	55076	531	365	470	500	500	500	500	0.00%

**Winnebago County
Budget Detail - 2016**

Description	Object	2012 Actual	2013 Actual	2014 Actual	2015 Adopted	2016 Request	2016 Executive	2016 Adopted	% Change From Prior Yr Adopted
Fund - 200 - Human Services									
Employment Services W2	55077	263,208	0	0	0	0	0	0	0.00%
Juvenile Correctional Institut	55078	228,401	34,839	452,367	340,725	480,976	480,976	480,976	41.16%
Emergency Energy Services	55079	297,623	253,404	291,671	371,000	350,000	350,000	350,000	-5.66%
Prior Year Community Treatment	55080	43,010	396	0	0	0	0	0	0.00%
Medical and Dental	75000	523	186	806	1,000	800	800	800	-20.00%
Building Rental	75042	10,200	10,200	10,200	10,200	10,200	10,200	10,200	0.00%
Contractual Services Subtotal:		17,866,742	18,341,046	18,814,210	19,229,451	19,555,293	19,555,293	19,555,293	1.69%
Insurance Expenses:									
Prop Liab Insurance	56000	2,796	(3,043)	7,328	9,000	7,500	7,500	7,500	-16.67%
Prop Liab Insurance	76000	180,288	149,016	153,552	153,302	172,192	172,192	172,192	12.32%
Insurance Expenses Subtotal:		183,084	145,974	160,880	162,302	179,692	179,692	179,692	10.71%
Total Other Operating:		25,372,482	22,958,640	22,471,320	22,298,677	22,695,189	22,678,572	22,678,572	1.70%
Expense Total:		43,855,378	41,762,048	41,595,598	42,638,809	43,543,051	43,574,804	43,574,804	2.20%
Human Services Net/(Levy):		(17,023,772)	(16,685,625)	(16,430,958)	(17,764,227)	(18,049,121)	(18,073,374)	(18,073,374)	1.74%

**WINNEBAGO COUNTY
CAPITAL OUTLAY - 2016**

<u>Department</u>	<u>Description</u>	<u>Quantity</u>	<u>Unit Cost</u>	<u>Capital Outlay</u>
Human Services -	7-Multi-Passenger Van	1	23,362	23,362
		1		23,362

SIGNIFICANT CHANGES FROM 2015 ADOPTED - ADMINISTRATIVE SERVICES DIVISION

MISSION STATEMENT

To provide strategic planning and support in the fiscal and administrative areas of Human Services as it relates to the programmatic aspects of service delivery. Our goal is to ensure that all services delivered by the Department are in accordance with established federal, state and local requirements at minimal cost to the taxpayer. We strive to provide timely cost-efficient services to our consumers that will enhance the quality of their lives.

HIGHLIGHTS

The Administrative Services Division shows a budget to budget increase in the Net Contribution (decrease in the Levy) of \$26,423 or .50%.

Sub Category	Amount	Description
(Net Contribution)/Tax Levy 2015	(5,243,719)	
Intergovernmental Revenue	(57,179)	Increase in revenue from State Basic Co. Allocation funding.
Public Service Revenue	(630)	Increase in revenue for copy charges to the public.
Interfund Revenue/Expense	(3,565)	Increase in revenue for administrative cost reimbursement from other divisions.
Wages	24,456	Increase of 1.24% related to new merit-based pay system.
Fringe Benefits	3,669	Immaterial increase of .5%.
Travel	1,755	Increase in expense related to professional staff development trainings, meetings and related auto mileage expense.
Capital Outlay	(21,138)	In 2016, only (1) new vehicle will be purchased, instead of (2), as in the prior year.
Office	14,500	Increase in expense due to reclass of telephone expense accounts.
Operating	8,569	Increase in small equipment expense, consistent with prior years expense levels.
Repairs & Maintenance	(18,750)	Decrease in expense due to reclass of telephone expense accounts.
Utilities	(800)	Decrease in expense due to lower utilization of onsite disposal service of confidential client records.
Contractual Services	3,800	Increase in expense for professional services and speakers for onsite agency wide training.
Insurance Expenses	18,890	Increase in expense for County property & liability insurance per Finance Dept.
Net Decrease - Tax Levy	(26,423)	
(Net Contribution)/Tax Levy 2016	(5,270,142)	

**Winnebago County
Budget Detail - 2016**

Description	Object	2012 Actual	2013 Actual	2014 Actual	2015 Adopted	2016 Request	2016 Executive	2016 Adopted	% Change From Prior Yr Adopted
Division - 210 - Administrative Services									
Revenue									
Intergov Rev:									
BCA State	42108	6,029,697	5,862,109	5,666,615	5,896,766	5,950,193	5,950,193	5,950,193	0.91%
State-County Match	42110	665,160	666,606	662,641	662,106	665,858	665,858	665,858	0.57%
SACWIS	42150	4,440	392	0	400	400	400	400	0.00%
Wis MA Cost Reporting WIMCR	42226	601,763	770,308	935,030	700,000	700,000	700,000	700,000	0.00%
Prior Year Intergovt	42230	0	(138)	0	0	0	0	0	0.00%
Intergov Rev Subtotal:		7,301,060	7,299,276	7,264,287	7,259,272	7,316,451	7,316,451	7,316,451	0.79%
Public Services:									
Forms Copies Etc	45003	152	1,595	6,573	870	1,500	1,500	1,500	72.41%
Offset Revenue	45013	49,544	0	0	0	0	0	0	0.00%
Public Services Subtotal:		49,696	1,595	6,573	870	1,500	1,500	1,500	72.41%
Interfund Revenue:									
Grant - Income Maintenance	62106	450,858	452,000	420,000	393,675	389,127	389,127	389,127	-1.16%
Grant - W-2 Administration	62108	60,902	0	0	0	0	0	0	0.00%
Grant-Long Term Supp Admin	62110	536,019	535,500	571,051	623,000	625,219	625,219	625,219	0.36%
Grant - Child Care Admin	62112	52,403	52,000	80,000	103,533	109,427	109,427	109,427	5.69%
Interfund Revenue Subtotal:		1,100,182	1,039,500	1,071,051	1,120,208	1,123,773	1,123,773	1,123,773	0.32%
Total Operating Revenue:		8,450,938	8,340,371	8,341,911	8,380,350	8,441,724	8,441,724	8,441,724	0.73%
Misc Revenues:									
Other Miscellaneous Revenues	48109	1,206	3,618	542	0	0	0	0	0.00%
Misc Revenues Subtotal:		1,206	3,618	542	0	0	0	0	0.00%
Total Non-Operating Revenue:		1,206	3,618	542	0	0	0	0	0.00%
Revenue Total:		8,452,145	8,343,989	8,342,453	8,380,350	8,441,724	8,441,724	8,441,724	0.73%

**Winnebago County
Budget Detail - 2016**

Description	Object	2012 Actual	2013 Actual	2014 Actual	2015 Adopted	2016 Request	2016 Executive	2016 Adopted	% Change From Prior Yr Adopted
Division - 210 - Administrative Services									
Expense									
Wages:									
Regular Pay	51100	1,700,876	1,707,863	1,667,960	1,696,631	1,700,616	1,700,616	1,700,616	0.23%
Temporary Employees	51101	39,361	29,496	58,748	35,000	78,919	78,919	78,919	125.48%
Labor Fringes Match	51102	0	0	0	0	0	0	0	0.00%
Overtime	51105	36,974	17,815	5,209	29,848	6,000	6,000	6,000	-79.90%
Comp Time	51108	62	313	5	0	400	400	400	100.00%
Wages Subtotal:		1,777,273	1,755,486	1,731,921	1,761,479	1,785,935	1,785,935	1,785,935	1.39%
Fringes Benefits:									
FICA Medicare	51200	128,710	128,252	126,584	134,753	136,624	136,624	136,624	1.39%
Health Insurance	51201	414,476	397,692	391,615	436,973	443,463	443,463	443,463	1.49%
Dental Insurance	51202	29,515	30,398	30,849	33,030	30,605	30,605	30,605	-7.34%
Workers Compensation	51203	8,756	9,881	3,382	3,195	2,766	2,766	2,766	-13.43%
Unemployment Comp	51204	13,607	525	(122)	0	0	0	0	0.00%
WI Retirement	51206	101,565	111,726	116,859	115,371	112,663	112,663	112,663	-2.35%
Fringe Benefits Other	51207	8,602	9,119	9,206	8,653	9,523	9,523	9,523	10.05%
Fringes Benefits Subtotal:		705,232	687,592	678,373	731,975	735,644	735,644	735,644	0.50%
Total Labor:		2,482,505	2,443,078	2,410,294	2,493,454	2,521,579	2,521,579	2,521,579	1.13%
Travel:									
Registration Tuition	52001	2,577	4,493	5,311	4,870	5,500	5,500	5,500	12.94%
Automobile Allowance	52002	11,779	10,562	9,023	11,000	12,000	12,000	12,000	9.09%
Meals	52005	105	237	123	215	200	200	200	-6.98%
Lodging	52006	1,198	1,300	906	1,125	1,200	1,200	1,200	6.67%
Other Travel Exp	52007	0	13	18	50	50	50	50	0.00%
Taxable Meals	52008	166	210	418	235	300	300	300	27.66%
Travel Subtotal:		15,825	16,815	15,798	17,495	19,250	19,250	19,250	10.03%
Total Travel:		15,825	16,815	15,798	17,495	19,250	19,250	19,250	10.03%

**Winnebago County
Budget Detail - 2016**

Description	Object	2012 Actual	2013 Actual	2014 Actual	2015 Adopted	2016 Request	2016 Executive	2016 Adopted	% Change From Prior Yr Adopted
Division - 210 - Administrative Services									
Capital Outlay:									
Equipment	58004	41,141	42,101	43,413	44,500	46,725	23,362	23,362	-47.50%
Capital Outlay Subtotal:		41,141	42,101	43,413	44,500	46,725	23,362	23,362	-47.50%
Total Capital:		41,141	42,101	43,413	44,500	46,725	23,362	23,362	-47.50%
Office:									
Office Supplies	53000	50,448	55,278	55,354	53,000	55,000	55,000	55,000	3.77%
Printing Supplies	53002	6,102	5,360	4,420	5,700	5,300	5,300	5,300	-7.02%
Print Duplicate	53003	5,446	6,465	10,022	5,700	7,300	7,300	7,300	28.07%
Postage and Box Rent	53004	10,959	8,634	5,248	9,800	8,500	8,500	8,500	-13.27%
Computer Software	53006	18,508	2,825	150	20,000	1,000	1,000	1,000	-95.00%
Telephone	53008	21,812	18,332	36,276	20,000	65,000	65,000	65,000	225.00%
Telephone Supplies	53009	2,901	1,304	1,855	2,500	2,000	2,000	2,000	-20.00%
Long Distance	53011	0	51	6	100	0	0	0	-100.00%
Wireless	53012	9,705	8,126	4,043	7,700	0	0	0	-100.00%
Pagers	53013	2,016	1,814	4,558	1,650	0	0	0	-100.00%
Voice and Data Cabling	53014	6,693	2,148	248	3,450	0	0	0	-100.00%
Fiber pole rental locates	53015	240	240	240	240	240	240	240	0.00%
Office Subtotal:		134,832	110,576	122,419	129,840	144,340	144,340	144,340	11.17%
Operating:									
Advertising	53500	4,618	5,205	2,798	5,000	4,000	4,000	4,000	-20.00%
Subscriptions	53501	119	395	20	275	200	200	200	-27.27%
Membership Dues	53502	811	1,010	615	1,000	1,000	1,000	1,000	0.00%
Publish Legal Notices	53503	0	48	50	100	100	100	100	0.00%
Consumer Program Expenses	53510	80	61	0	0	0	0	0	0.00%
Education Training	53513	603	2,370	5,917	0	0	0	0	0.00%
Food	53520	105	330	230	200	200	200	200	0.00%
Small Equipment	53522	58,776	78,690	87,299	55,600	78,209	68,209	68,209	22.68%
Medical Supplies	53524	155	143	86	135	150	150	150	11.11%
Motor Fuel	53548	14,026	16,132	14,073	15,000	15,000	15,000	15,000	0.00%
Operating Licenses Fees	53553	200	320	200	280	300	300	300	7.14%
Bad Debts Expense	53561	631	0	0	0	0	0	0	0.00%
Other Miscellaneous	53568	0	0	441	0	0	0	0	0.00%
Small Equipment Technology	53580	16,705	43,066	33,310	30,000	35,000	35,000	35,000	16.67%

**Winnebago County
Budget Detail - 2016**

Description	Object	2012 Actual	2013 Actual	2014 Actual	2015 Adopted	2016 Request	2016 Executive	2016 Adopted	% Change From Prior Yr Adopted
Division - 210 - Administrative Services									
Print Duplicate	73003	80,827	71,455	62,653	75,000	65,000	65,000	65,000	-13.33%
Postage and Box Rent	73004	33,474	25,210	28,785	28,000	30,000	30,000	30,000	7.14%
Motor Fuel	73548	2,652	2,924	3,327	4,000	4,000	4,000	4,000	0.00%
Operating Subtotal:		213,781	247,358	239,805	214,590	233,159	223,159	223,159	3.99%
Repairs & Maint:									
Maintenance Buildings	54020	1,894	0	1,980	1,000	1,000	1,000	1,000	0.00%
Maintenance Equipment	54022	20,773	15,311	19,429	18,000	0	0	0	-100.00%
Repair Maintenance Supplies	54024	1,200	0	0	850	300	300	300	-64.71%
Equipment Repairs	54029	8,688	6,441	0	6,600	5,000	5,000	5,000	-24.24%
Maintenance Vehicles	74023	4,569	3,262	5,074	5,500	5,500	5,500	5,500	0.00%
Equipment Repairs	74029	10,626	12,144	12,639	11,100	12,500	12,500	12,500	12.61%
Repairs & Maint Subtotal:		47,750	37,158	39,123	43,050	24,300	24,300	24,300	-43.55%
Utilities:									
Refuse Collection	54703	8,342	4,112	2,537	5,800	5,000	5,000	5,000	-13.79%
Utilities Subtotal:		8,342	4,112	2,537	5,800	5,000	5,000	5,000	-13.79%
Contractual Services:									
Medical and Dental	55000	2,632	2,402	2,142	2,600	2,600	2,600	2,600	0.00%
Vehicle Repairs	55005	2,440	1,035	821	1,500	1,500	1,500	1,500	0.00%
Data Processing	55013	44,197	43,213	45,049	23,000	23,000	23,000	23,000	0.00%
Professional Service	55014	1,255	18,981	3,378	7,500	11,000	11,000	11,000	46.67%
Interpreter	55041	0	0	915	0	0	0	0	0.00%
Medical and Dental	75000	0	0	341	0	300	300	300	100.00%
Contractual Services Subtotal:		50,523	65,630	52,646	34,600	38,400	38,400	38,400	10.98%
Insurance Expenses:									
Prop Liab Insurance	76000	180,288	149,016	153,552	153,302	172,192	172,192	172,192	12.32%
Insurance Expenses Subtotal:		180,288	149,016	153,552	153,302	172,192	172,192	172,192	12.32%
Total Other Operating:		635,517	613,850	610,080	581,182	617,391	607,391	607,391	4.51%
Expense Total:		3,174,987	3,115,844	3,079,586	3,136,631	3,204,945	3,171,582	3,171,582	1.11%
Administrative Services Net/(Levy):		5,277,157	5,228,145	5,262,868	5,243,719	5,236,779	5,270,142	5,270,142	0.50%

SIGNIFICANT CHANGES FROM 2015 ADOPTED - BEHAVIORAL HEALTH SERVICES

MISSION STATEMENT

To develop a comprehensive range of services offering continuity of care for persons with an alcohol and other drug abuse disorder and/or mental illness. These services shall focus upon prevention, increased awareness and treatment of both mental illness and alcohol and other drug abuse disorders and shall strive to enhance the individual's self-sufficiency and recovery. Services shall be provided on individual need, utilizing the most appropriate, normalized, least restrictive care whenever possible. Services shall be provided in the most cost-effective manner. An emphasis will be placed on services which provide intervention and prevention where possible, enhancing independence and self-sufficiency, emphasizing community integration, strengthening community care and fostering overall recovery.

HIGHLIGHTS

The Behavioral Health Division shows an annual tax levy increase of \$107,756 or 1.44%.

Sub Category	Amount	Description
Tax Levy 2015	7,490,594	
Intergovernmental Revenue	(266,462)	Increase in revenue of State match dollars for Medicaid CCS program.
Public Service Revenue	77,500	Decrease in revenue due to anticipated State Administrative Rule changes in the Uniform Fee Code related to Inpatient services.
Interfund Revenue/Expense	(48,326)	Increase in Community Options Program revenue, from LTS, due to more eligible MH consumers receiving services.
Wages	194,003	Increase of 3.8%, includes new positions: (2) PT Peer Specialists; (1) FT Therapis; (1) Case Manager (Justice Program)& merit pay based increases.
Fringe Benefits	100,430	Increase in health insurance expense due to new positions.
Travel	13,250	Increase in expense related to professional staff development trainings, meetings and related auto mileage expense including advanced prescribers and psychiatrists per employment contracts.
Office	(5,920)	Decrease in expense due to reclass of telephone expenses.
Operating	5,100	Anticipated rent increase from Oshkosh Housing Authority for repairs and maintenance of items for Summit House and Toward Tomorrow.
Repairs & Maintenance	(250)	Decrease in expense - immaterial change.
Utilities	300	Increase in expense - immaterial change.
Contractual Services	39,631	Increase in expense due to transfer of the budget for a contracted therapist, from Child Welfare to Behavioral Health Divisions.
Insurance Expenses	(1,500)	Decrease in liability insurance expense for our prescribers in the clinic.
Net Increase - Tax Levy	107,756	
Tax Levy 2016	7,598,350	

**Winnebago County
Budget Detail - 2016**

Description	Object	2012 Actual	2013 Actual	2014 Actual	2015 Adopted	2016 Request	2016 Executive	2016 Adopted	% Change From Prior Yr Adopted
Division - 230 - Behavioral Health									
Revenue									
Intergov Rev:									
Medicaid Title 19	42000	(1,407)	0	0	0	0	0	0	0.00%
MA Comprehensive Comm Serv	42102	403,710	650,696	429,476	587,084	837,411	837,411	837,411	42.64%
MA Crisis MH Srvs	42104	186,808	205,950	252,673	225,000	275,000	275,000	275,000	22.22%
Block Grnt AODA	42128	253,027	253,027	253,028	253,027	253,027	253,027	253,027	0.00%
Block Grant MI	42130	68,961	68,961	68,961	68,961	68,691	68,691	68,691	-0.39%
Certified Mental Health Progra	42132	80,803	82,316	82,316	80,000	82,316	82,316	82,316	2.90%
Non Resident	42134	0	3,480	0	5,000	5,000	5,000	5,000	0.00%
IMD Reg Rel	42140	186,959	186,959	186,959	188,000	186,959	186,959	186,959	-0.55%
Safe Street Drug	42142	45,211	0	0	0	0	0	0	0.00%
MA Targeted Case Mgmt	42204	26,367	27,543	23,981	28,000	28,000	28,000	28,000	0.00%
MA CSP Funds	42206	352,970	341,344	263,923	350,000	315,000	315,000	315,000	-10.00%
MA Outpatient	42210	214,168	191,463	229,479	244,853	250,000	250,000	250,000	2.10%
MA Inpatient	42212	178,334	277,373	337,471	245,000	280,000	280,000	280,000	14.29%
IMD OBRA Relocations	42216	10,733	10,733	10,733	10,750	10,733	10,733	10,733	-0.16%
Intoxicated Driver Program	42218	40,279	52,828	0	50,000	30,000	30,000	30,000	-40.00%
Drug Count Enhancement Program	42219	0	45,952	80,000	80,000	80,000	80,000	80,000	0.00%
Comm Svs Defct Red Bnft CSDRB	42224	336,773	331,453	307,834	330,000	310,000	310,000	310,000	-6.06%
Prior Year Intergovt	42230	0	173,377	26,366	0	0	0	0	0.00%
OWI Municipality Fee	42236	27,650	24,570	31,566	30,000	30,000	30,000	30,000	0.00%
Intergov Rev Subtotal:		2,411,345	2,928,026	2,584,766	2,775,675	3,042,137	3,042,137	3,042,137	9.60%
Public Services:									
OWI Assessment Fees	45030	239,088	273,656	238,198	270,000	260,000	260,000	260,000	-3.70%
Third Party Insurance	45033	520,629	725,017	865,860	700,000	800,000	800,000	800,000	14.29%
Client Cost Shares Fees	45035	301,937	279,232	234,787	290,000	250,000	257,500	257,500	-11.21%
State Fee Collections	45037	177,579	176,966	132,557	180,000	170,000	170,000	170,000	-5.56%
Prior Year Contractual	45039	0	16,640	(218)	0	0	0	0	0.00%
Other Public Charges	45057	604	0	0	0	0	0	0	0.00%
Collection Agency	45066	237,527	286,971	222,439	275,000	150,000	150,000	150,000	-45.45%
Public Services Subtotal:		1,477,365	1,758,481	1,693,623	1,715,000	1,630,000	1,637,500	1,637,500	-4.52%

**Winnebago County
Budget Detail - 2016**

Description	Object	2012 Actual	2013 Actual	2014 Actual	2015 Adopted	2016 Request	2016 Executive	2016 Adopted	% Change From Prior Yr Adopted
Division - 230 - Behavioral Health									
Interfund Revenue:									
Grant - Independent Living	62102	30,000	30,000	30,000	0	0	0	0	0.00%
Grant - Community Options	62104	630,675	577,924	705,355	600,000	648,326	648,326	648,326	8.05%
Interfund Revenue Subtotal:		660,675	607,924	735,355	600,000	648,326	648,326	648,326	8.05%
Total Operating Revenue:		4,549,385	5,294,432	5,013,743	5,090,675	5,320,463	5,327,963	5,327,963	4.66%
Misc Revenues:									
Other Miscellaneous Revenues	48109	0	7,681	18	0	0	0	0	0.00%
Misc Revenues Subtotal:		0	7,681	18	0	0	0	0	0.00%
Total Non-Operating Revenue:		0	7,681	18	0	0	0	0	0.00%
Revenue Total:		4,549,385	5,302,113	5,013,761	5,090,675	5,320,463	5,327,963	5,327,963	4.66%
Expense									
Wages:									
Regular Pay	51100	4,096,913	4,238,949	4,580,969	4,941,261	5,152,815	5,198,268	5,198,268	5.20%
Temporary Employees	51101	97,024	86,708	104,574	95,000	90,000	90,000	90,000	-5.26%
Labor Fringes Match	51102	0	0	0	0	0	0	0	0.00%
Overtime	51105	9,813	8,301	8,148	67,954	10,000	10,000	10,000	-85.28%
Comp Time	51108	34	0	0	50	0	0	0	-100.00%
Payroll Sundry Account	51190	3,072	79	0	0	0	0	0	0.00%
Wages Subtotal:		4,206,857	4,334,038	4,693,692	5,104,265	5,252,815	5,298,268	5,298,268	3.80%
Fringes Benefits:									
FICA Medicare	51200	297,544	310,795	337,642	390,475	401,840	405,317	405,317	3.80%
Health Insurance	51201	770,742	818,481	909,070	1,033,953	1,087,375	1,105,797	1,105,797	6.95%
Dental Insurance	51202	47,940	52,872	60,139	65,777	70,669	71,756	71,756	9.09%
Workers Compensation	51203	87,944	122,045	39,464	44,222	43,147	43,186	43,186	-2.34%
WI Retirement	51206	233,702	272,518	309,260	336,007	338,087	341,087	341,087	1.51%
Fringe Benefits Other	51207	19,689	21,101	24,999	25,200	28,666	28,921	28,921	14.77%
Fringes Benefits Subtotal:		1,457,562	1,597,811	1,680,573	1,895,634	1,969,784	1,996,064	1,996,064	5.30%
Total Labor:		5,664,419	5,931,849	6,374,265	6,999,899	7,222,599	7,294,332	7,294,332	4.21%

**Winnebago County
Budget Detail - 2016**

Description	Object	2012 Actual	2013 Actual	2014 Actual	2015 Adopted	2016 Request	2016 Executive	2016 Adopted	% Change From Prior Yr Adopted
Division - 230 - Behavioral Health									
Travel:									
Registration Tuition	52001	22,719	24,324	26,155	26,000	27,000	27,000	27,000	3.85%
Automobile Allowance	52002	75,805	76,267	82,249	80,000	83,000	83,000	83,000	3.75%
Commercial Travel	52004	0	385	598	1,200	3,000	3,000	3,000	150.00%
Meals	52005	1,192	2,052	1,789	2,000	2,500	2,500	2,500	25.00%
Lodging	52006	5,301	7,253	7,963	2,000	8,500	8,500	8,500	325.00%
Other Travel Exp	52007	59	105	44	100	150	150	150	50.02%
Taxable Meals	52008	494	643	975	600	1,000	1,000	1,000	66.67%
Travel Subtotal:		105,569	111,030	119,771	111,900	125,150	125,150	125,150	11.84%
Total Travel:		105,569	111,030	119,771	111,900	125,150	125,150	125,150	11.84%
Office:									
Office Supplies	53000	0	409	49	220	100	100	100	-54.55%
Computer Software	53006	89	89	0	100	0	0	0	-100.00%
Telephone	53008	16,327	16,693	10,591	16,600	12,000	12,000	12,000	-27.71%
Telephone Supplies	53009	767	0	0	900	0	0	0	-100.00%
Long Distance	53011	0	0	0	0	0	0	0	0.00%
Voice and Data Cabling	53014	508	124	0	200	0	0	0	-100.00%
Office Subtotal:		17,691	17,314	10,640	18,020	12,100	12,100	12,100	-32.85%
Operating:									
Advertising	53500	1,776	1,216	444	1,500	1,000	1,000	1,000	-33.33%
Subscriptions	53501	635	551	1,363	750	1,450	1,450	1,450	93.33%
Membership Dues	53502	3,210	8,915	11,030	3,000	12,000	12,000	12,000	300.00%
Consumer Program Expenses	53510	2,643	3,989	3,463	3,500	3,500	3,500	3,500	0.00%
Education Training	53513	0	149	0	0	0	0	0	0.00%
Consumer Transportation	53514	1,908	3,553	2,155	2,500	2,500	2,500	2,500	0.00%
Household Supplies	53516	16,919	9,667	9,285	10,000	10,000	10,000	10,000	0.00%
Food	53520	28,434	31,184	29,148	28,000	30,000	30,000	30,000	7.14%
Small Equipment	53522	2,836	1,111	1,000	2,000	1,500	1,500	1,500	-25.00%
Medical Supplies	53524	73,788	64,059	44,356	75,000	60,000	60,000	60,000	-20.00%
Medical Oxygen	53525	0	1,833	0	0	0	0	0	0.00%
Other Operating Supplies	53533	3,000	0	0	0	0	0	0	0.00%
Building Rental	53550	65,556	65,556	65,556	66,000	75,000	75,000	75,000	13.64%

**Winnebago County
Budget Detail - 2016**

Description	Object	2012 Actual	2013 Actual	2014 Actual	2015 Adopted	2016 Request	2016 Executive	2016 Adopted	% Change From Prior Yr Adopted
Division - 230 - Behavioral Health									
Operating Licenses Fees	53553	5,436	13,121	6,679	6,500	7,000	7,000	7,000	7.69%
Taxes & Assessments	53562	1,627	70	0	100	0	0	0	-100.00%
Operating Grants	53565	20,000	20,000	20,000	20,000	20,000	20,000	20,000	0.00%
Small Equipment Technology	53580	6,443	0	0	0	0	0	0	0.00%
Operating Subtotal:		234,212	224,974	194,479	218,850	223,950	223,950	223,950	2.33%
Repairs & Maint:									
Maintenance Equipment	54022	1,393	262	178	500	250	250	250	-50.00%
Repairs & Maint Subtotal:		1,393	262	178	500	250	250	250	-50.00%
Utilities:									
Heat	54700	2,375	3,505	5,587	3,700	6,000	6,000	6,000	62.16%
Power and Light	54701	9,838	11,862	9,107	12,000	10,000	10,000	10,000	-16.67%
Water and Sewer	54702	5,560	5,179	5,083	5,500	5,500	5,500	5,500	0.00%
Utilities Subtotal:		17,773	20,546	19,776	21,200	21,500	21,500	21,500	1.42%
Contractual Services:									
Medical and Dental	55000	18,971	48,850	47,446	56,000	80,000	80,000	80,000	42.86%
Data Processing	55013	0	696	744	0	1,000	1,000	1,000	100.00%
Professional Service	55014	71,777	114,597	106,555	200,000	250,257	250,257	250,257	25.13%
Collection Services	55015	54,531	67,729	55,012	64,900	36,000	36,000	36,000	-44.53%
Community Residential Svcs	55021	512,145	417,430	561,053	433,000	525,000	525,000	525,000	21.25%
Supportive Home Care	55023	231,651	122,350	139,516	125,000	140,000	140,000	140,000	12.00%
Work related and Day Services	55024	5,479	1,300	0	2,000	1,000	1,000	1,000	-50.00%
Other Contract Serv	55030	0	22,920	33,375	40,000	12,743	12,743	12,743	-68.14%
Emergency Medical Care	55031	34,467	34,805	16,932	40,000	25,000	25,000	25,000	-37.50%
Interpreter	55041	4,509	6,515	9,923	6,000	9,500	9,500	9,500	58.33%
Outpatient Services	55059	233,132	229,934	126,252	250,000	225,000	225,000	225,000	-10.00%
General Hospital Psychiatric	55060	418,852	407,055	220,336	390,000	300,000	300,000	300,000	-23.08%
Residential Inpatient AODA	55061	328,573	448,261	340,174	425,000	450,000	450,000	450,000	5.88%
Specialty Inpatient Hospitals	55062	1,446,221	1,932,493	2,244,910	1,750,000	2,042,031	2,042,031	2,042,031	16.69%
Supported Employment	55063	20,000	20,000	20,000	20,000	20,000	20,000	20,000	0.00%
Supported Living	55064	22,036	36,845	11,437	40,000	24,000	24,000	24,000	-40.00%
Comm Based Res Facility	55065	1,136,338	999,389	846,727	1,150,000	1,000,000	1,000,000	1,000,000	-13.04%
Medical Detoxification	55066	172,838	211,157	29,021	210,000	100,000	100,000	100,000	-52.38%
Contractual Services Subtotal:		4,711,521	5,122,324	4,809,413	5,201,900	5,241,531	5,241,531	5,241,531	0.76%

**Winnebago County
Budget Detail - 2016**

Description	Object	2012 Actual	2013 Actual	2014 Actual	2015 Adopted	2016 Request	2016 Executive	2016 Adopted	% Change From Prior Yr Adopted
Division - 230 - Behavioral Health									
Insurance Expenses:									
Prop Liab Insurance	56000	2,796	(3,043)	7,328	9,000	7,500	7,500	7,500	-16.67%
Insurance Expenses Subtotal:		2,796	(3,043)	7,328	9,000	7,500	7,500	7,500	-16.67%
Total Other Operating:		4,985,385	5,382,378	5,041,814	5,469,470	5,506,831	5,506,831	5,506,831	0.68%
Expense Total:		10,755,373	11,425,256	11,535,850	12,581,269	12,854,580	12,926,313	12,926,313	2.74%
Behavioral Health Net/(Levy):		(6,205,988)	(6,123,143)	(6,522,089)	(7,490,594)	(7,534,117)	(7,598,350)	(7,598,350)	1.44%

SIGNIFICANT CHANGES FROM 2015 ADOPTED - LONG TERM SUPPORT DIVISION

MISSION STATEMENT

To discover and promote individual-directed, natural, community-based supports and services to meet identified outcomes for all persons eligible for services within the Long Term Support Division.

HIGHLIGHTS

The Long Term Support Division shows a budget-to-budget increase in levy of \$199,792 or 5.48%, primarily due to funding the match for Child Welfare Division consumers.

Sub Category	Amount	Description
Tax Levy 2015	3,649,099	
Intergovernmental Revenue	(379,135)	Increase in revenue due to additional State Children's Waiver funds.
Public Service Revenue	(6,655)	Increase in revenue of consumer cost shares and associated increased caseload of Children's Waiver consumers.
Interfund Revenue/Expense	140,545	Decrease in interfund revenue transfers from Child Welfare Division; Long Term Support Division will fund match with Children's Waiver or levy funds.
Wages	67,032	Increase of 4% due to new merit pay based system increases. and inter-Divisional employee transfers to different positions' pay ranges.
Fringe Benefits	69,025	Increase in health insurance expense due to more staff electing a family plan.
Travel	1,727	Increase in expense related to professional staff development trainings, meetings and related auto mileage expense.
Office	(6,086)	Decrease in telephone related expense due to new technologies.
Operating	(41,680)	Decrease in Building Rent expense, Westfield St. lease terminated.
Contractual Services	355,019	Increase in expense lines associated with Waiver services, which are 100% funded; and an additional \$20,000 inflationary (1.84%) increase for Elderly Nutrition Programs. .
Net Increase (Decrease) Tax Levy	199,792	
Tax Levy 2016	3,848,891	

**Winnebago County
Budget Detail - 2016**

Description	Object	2012 Actual	2013 Actual	2014 Actual	2015 Adopted	2016 Request	2016 Executive	2016 Adopted	% Change From Prior Yr Adopted
Division - 240 - Long Term Support									
Revenue									
Intergov Rev:									
State Pharmact Asst Prg SPAP	42100	13,913	9,726	9,727	4,864	9,000	9,000	9,000	85.03%
CLTS - Childrens Waiver	42106	2,321,617	2,173,586	2,587,592	2,307,523	2,687,395	2,687,395	2,687,395	16.46%
Aging Dis Resource Ctr ADRC	42112	1,477,354	1,639,121	1,611,433	1,663,708	1,672,730	1,672,730	1,672,730	0.54%
Adult Protective Service APS	42114	144,966	144,966	144,966	144,966	144,966	144,966	144,966	0.00%
IIIE Grant	42116	67,702	64,631	58,819	64,631	64,631	64,631	64,631	0.00%
Elderly Handicapped 85.21	42118	362,509	380,693	377,459	362,509	374,734	374,734	374,734	3.37%
Birth to Three	42122	300,856	300,856	300,856	300,856	300,856	300,856	300,856	0.00%
State Hlth Insur Asst Prg SHIP	42126	5,000	5,000	6,150	5,000	5,000	5,000	5,000	0.00%
Family Support Program	42146	126,074	115,547	126,074	126,074	126,074	126,074	126,074	0.00%
Alz Family Caregiver	42152	45,130	45,183	43,968	40,680	40,680	40,680	40,680	0.00%
Elder Abuse	42160	48,861	48,861	48,861	48,861	48,861	48,861	48,861	0.00%
Community Options	42162	1,070,523	957,241	1,063,468	1,063,468	1,063,468	1,063,468	1,063,468	0.00%
IIID Grant	42172	8,727	9,676	9,085	9,676	9,086	9,086	9,086	-6.10%
SS MultiPurpose	42190	127,586	131,969	125,316	131,969	125,316	125,316	125,316	-5.04%
Nutr Congregate C1	42192	280,850	310,444	309,020	310,444	307,508	307,508	307,508	-0.95%
Nutr Home Delv C2	42194	96,135	99,657	97,934	99,657	97,934	97,934	97,934	-1.73%
Nutr Services Incent Prog	42196	69,904	69,284	73,427	69,897	66,046	66,046	66,046	-5.51%
State Senior Comm	42198	9,859	9,859	9,859	9,859	9,859	9,859	9,859	0.00%
Benefit Specialist	42200	33,438	33,438	33,438	33,438	33,438	33,438	33,438	0.00%
Transportation Aid	42202	194,557	321,745	194,712	307,663	305,000	305,000	305,000	-0.87%
MA Targeted Case Mgmt	42204	80,847	97,951	75,982	90,000	82,296	82,296	82,296	-8.56%
Prior Year Intergovt	42230	276,734	144,728	224,435	0	0	0	0	0.00%
Med Impv Patient Prv Act MIPPA	42240	10,600	0	0	0	0	0	0	0.00%
Intergov Rev Subtotal:		7,173,741	7,114,163	7,532,581	7,195,743	7,574,878	7,574,878	7,574,878	5.27%
Public Services:									
Other Fees	45002	8,000	6,620	4,262	8,300	600	600	600	-92.77%
Offset Revenue	45013	129,794	0	0	0	0	0	0	0.00%
Client Cost Shares Fees	45035	45,684	53,302	36,862	17,000	31,355	31,355	31,355	84.44%
Prior Year Contractual	45039	0	8,938	0	0	0	0	0	0.00%
Public Services Subtotal:		183,478	68,860	41,125	25,300	31,955	31,955	31,955	26.30%

**Winnebago County
Budget Detail - 2016**

Description	Object	2012 Actual	2013 Actual	2014 Actual	2015 Adopted	2016 Request	2016 Executive	2016 Adopted	% Change From Prior Yr Adopted
Division - 240 - Long Term Support									
Interfund Revenue:									
Child Welfare Match- Levy	61100	75,234	89,875	116,331	90,000	0	0	0	-100.00%
Grant Revenue Allocation	62000	(1,166,694)	(1,113,424)	(1,276,406)	(1,223,000)	(1,273,545)	(1,273,545)	(1,273,545)	4.13%
Interfund Revenue Subtotal:		(1,091,460)	(1,023,549)	(1,160,075)	(1,133,000)	(1,273,545)	(1,273,545)	(1,273,545)	12.40%
Total Operating Revenue:		6,265,759	6,159,473	6,413,630	6,088,043	6,333,288	6,333,288	6,333,288	4.03%
Revenue Total:		6,265,759	6,159,473	6,413,630	6,088,043	6,333,288	6,333,288	6,333,288	4.03%
Expense									
Wages:									
Regular Pay	51100	1,628,226	1,574,819	1,560,768	1,637,471	1,713,248	1,713,248	1,713,248	4.63%
Temporary Employees	51101	0	0	28,268	13,087	0	0	0	-100.00%
Labor Fringes Match	51102	0	1,908	0	0	0	0	0	0.00%
Overtime	51105	4,813	1,805	2,051	7,860	3,207	3,207	3,207	-59.20%
Comp Time	51108	22,149	14,006	14,579	18,003	26,998	26,998	26,998	49.96%
Wages Subtotal:		1,655,188	1,592,538	1,605,666	1,676,421	1,743,453	1,743,453	1,743,453	4.00%
Fringes Benefits:									
FICA Medicare	51200	118,573	116,052	117,831	128,249	133,375	133,375	133,375	4.00%
Health Insurance	51201	281,224	261,211	290,285	314,102	372,267	372,267	372,267	18.52%
Dental Insurance	51202	19,898	21,076	23,570	25,114	26,004	26,004	26,004	3.54%
Workers Compensation	51203	32,955	44,948	13,688	13,674	13,551	13,551	13,551	-0.90%
WI Retirement	51206	96,415	103,849	110,392	111,345	115,071	115,071	115,071	3.35%
Fringe Benefits Other	51207	8,717	8,461	8,561	8,352	9,593	9,593	9,593	14.86%
Fringes Benefits Subtotal:		557,783	555,597	564,326	600,836	669,861	669,861	669,861	11.49%
Total Labor:		2,212,971	2,148,135	2,169,992	2,277,257	2,413,314	2,413,314	2,413,314	5.97%

**Winnebago County
Budget Detail - 2016**

Description	Object	2012 Actual	2013 Actual	2014 Actual	2015 Adopted	2016 Request	2016 Executive	2016 Adopted	% Change From Prior Yr Adopted
Division - 240 - Long Term Support									
Travel:									
Registration Tuition	52001	3,835	3,736	3,055	4,500	3,800	3,800	3,800	-15.56%
Automobile Allowance	52002	43,624	47,121	44,499	49,122	50,000	50,000	50,000	1.79%
Meals	52005	237	369	457	399	550	550	550	37.84%
Lodging	52006	960	1,670	2,465	1,500	3,000	3,000	3,000	100.00%
Other Travel Exp	52007	45	72	20	50	50	50	50	0.02%
Taxable Meals	52008	561	451	374	602	500	500	500	-16.94%
Travel Subtotal:		49,262	53,420	50,870	56,173	57,900	57,900	57,900	3.07%
Total Travel:		49,262	53,420	50,870	56,173	57,900	57,900	57,900	3.07%
Office:									
Office Supplies	53000	1,116	783	995	2,000	1,223	1,223	1,223	-38.85%
Print Duplicate	53003	145	226	62	185	154	154	154	-16.76%
Computer Software	53006	0	0	0	4,500	5,000	5,000	5,000	11.11%
Telephone	53008	148	167	1,963	600	2,502	2,502	2,502	317.00%
Long Distance	53011	0	0	0	0	0	0	0	0.00%
Wireless	53012	841	442	302	7,680	0	0	0	-100.00%
Office Subtotal:		2,250	1,618	3,322	14,965	8,879	8,879	8,879	-40.67%
Operating:									
Advertising	53500	16,186	9,272	23,846	14,000	24,323	24,323	24,323	73.74%
Membership Dues	53502	1,150	436	697	805	1,275	1,275	1,275	58.39%
Publish Legal Notices	53503	24	0	0	0	0	0	0	0.00%
Registration Tuition Other	53509	0	0	355	500	428	428	428	-14.40%
Consumer Program Expenses	53510	60,866	47,573	55,964	59,860	68,861	68,861	68,861	15.04%
Consumer Outreach	53511	149,598	133,116	122,510	149,247	154,864	149,247	149,247	0.00%
Consumer Transportation	53514	10,145	8,266	8,536	8,472	8,707	8,707	8,707	2.77%
Food	53520	0	0	2	0	0	0	0	0.00%
Medical Supplies	53524	0	0	96	0	0	0	0	0.00%
Automobile Allowance-Other	53538	0	3,589	7,720	0	9,896	9,896	9,896	100.00%
Meals Other	53541	0	122	342	360	500	500	500	38.89%
Auto Allowance Taxable	53546	0	10,895	23,160	58,057	27,703	27,703	27,703	-52.28%
Building Rental	53550	38,400	38,400	28,800	38,400	0	0	0	-100.00%
Operating Grants	53565	18,267	3,958	4,687	4,500	4,781	4,781	4,781	6.24%
Family Care Contribution	53567	4,036,282	3,059,619	2,082,956	1,594,623	1,594,623	1,594,623	1,594,623	0.00%

**Winnebago County
Budget Detail - 2016**

Description	Object	2012 Actual	2013 Actual	2014 Actual	2015 Adopted	2016 Request	2016 Executive	2016 Adopted	% Change From Prior Yr Adopted
Division - 240 - Long Term Support									
Small Equipment Technology	53580	0	0	0	3,200	0	0	0	-100.00%
Operating Subtotal:		4,330,918	3,315,245	2,359,670	1,932,024	1,895,961	1,890,344	1,890,344	-2.16%
Repairs & Maint:									
Maintenance Equipment	54022	63	44	23	0	0	0	0	0.00%
Repairs & Maint Subtotal:		63	44	23	0	0	0	0	0.00%
Utilities:									
Heat	54700	0	0	70	0	0	0	0	0.00%
Power and Light	54701	0	0	148	0	0	0	0	0.00%
Water and Sewer	54702	0	0	7	0	0	0	0	0.00%
Utilities Subtotal:		0	0	225	0	0	0	0	0.00%
Contractual Services:									
Medical and Dental	55000	51,005	67,015	67,200	56,692	59,292	59,292	59,292	4.59%
Building Repairs	55008	334	330	14,070	600	0	0	0	-100.00%
Professional Service	55014	13,326	4,820	13,660	10,000	13,934	13,934	13,934	39.34%
Community Residential Svcs	55021	335,714	369,157	234,242	378,386	376,775	376,775	376,775	-0.43%
Community Treatment	55022	1,182,292	1,059,491	1,189,562	1,085,978	1,213,353	1,213,353	1,213,353	11.73%
Supportive Home Care	55023	515,327	404,692	446,009	414,809	454,929	454,929	454,929	9.67%
Work related and Day Services	55024	9,156	2,379	1,816	2,439	1,852	1,852	1,852	-24.04%
Specialized Transportation	55027	785,824	663,233	687,075	727,690	716,097	716,097	716,097	-1.59%
Other Contract Serv	55030	4,351	283	0	0	7,500	7,500	7,500	100.00%
Interpreter	55041	1,396	497	1,515	1,300	1,400	1,400	1,400	7.69%
Nutrition Programs	55053	894,173	957,221	1,030,747	1,087,718	1,107,731	1,107,731	1,107,731	1.84%
Specialty Inpatient Hospitals	55062	0	25,101	0	25,000	0	0	0	-100.00%
Supported Living	55064	796,536	919,010	938,711	972,391	1,151,285	1,151,285	1,151,285	18.40%
Birth 3 Early Intervention	55067	639,461	669,050	685,271	693,720	707,594	707,594	707,594	2.00%
Prior Year Community Treatment	55080	43,010	396	0	0	0	0	0	0.00%
Contractual Services Subtotal:		5,271,904	5,142,675	5,309,879	5,456,723	5,811,742	5,811,742	5,811,742	6.51%
Total Other Operating:		9,605,135	8,459,581	7,673,119	7,403,712	7,716,582	7,710,965	7,710,965	4.15%
Expense Total:		11,867,368	10,661,137	9,893,982	9,737,142	10,187,796	10,182,179	10,182,179	4.57%
Long Term Support Net/(Levy):		(5,601,609)	(4,501,664)	(3,480,351)	(3,649,099)	(3,854,508)	(3,848,891)	(3,848,891)	5.48%

SIGNIFICANT CHANGES FROM 2015 ADOPTED - ECONOMIC SUPPORT DIVISION

MISSION STATEMENT

To provide mandated services and benefits to all eligible residents of Winnebago County as promptly, accurately and efficiently as possible.

HIGHLIGHTS

The Economic Support Division shows a budget to budget decrease in levy of (\$68,736) or (18.28%), primarily due to additional FSET funding.

Sub Category	Amount	Description
Tax Levy 2015	605,312	
Intergovernmental Revenue	(165,121)	Increase in revenue related to mandated FSET (Food Share Employment Training) eligibility work performed by existing County staff.
Public Service Revenue	3,400	Decrease in revenue related to child day care licensing fees, which are now part of a contracted services agreement.
Intergovernmental Revenue	(6,700)	Increase in revenue related to financial incentives that we earn from the State for fraud related activities.
Interfund Revenue/Expense	1,346	Immaterial change.
Wages	(3,344)	Reduction due to staff turnover, offset by new merit pay based system increases.
Fringe Benefits	68,736	Increase in health insurance expense due to more staff electing a family plans.
Travel	650	Immaterial change.
Office	(7,475)	Decrease associated with programs that we no longer operate at the local level (W-2; FSET work component).
Operating	9,750	Increase for reclassification of two operating grants for the Oshkosh Warming Shelter to this category, from Contracted Services.
Repairs & Maintenance	(3,500)	Decrease related to budget line items associated with programs that we no longer operate at the local level (W-2; FSET work component).
Contractual Services	(8,393)	Decrease related to the planned incremental reduction of subsidy to the Oshkosh Living Healthy Clinic (\$25,000); offset by \$12,000 increase in interpreter/translator language services.
Net Increase (Decrease) Tax Levy	(110,651)	
Tax Levy 2016	494,661	

**Winnebago County
Budget Detail - 2016**

Description	Object	2012 Actual	2013 Actual	2014 Actual	2015 Adopted	2016 Request	2016 Executive	2016 Adopted	% Change From Prior Yr Adopted
Division - 250 - Economic Support									
Revenue									
Intergov Rev:									
Patient Prt Affrd Care PPACA	42101	0	187,540	330,954	380,000	325,421	325,421	325,421	-14.36%
Fraud	42136	19,857	16,958	18,962	17,458	22,489	22,489	22,489	28.82%
Other State Adjustments	42148	9,502	95,774	96,731	12,000	12,000	12,000	12,000	0.00%
Income Maint Admin	42168	1,860,538	1,663,634	1,641,252	1,719,689	1,778,982	1,778,982	1,778,982	3.45%
W-2 Adm Services	42170	2,132,825	0	0	0	0	0	0	0.00%
Low Inc Energy Asst Prg LIEAP	42176	302,699	258,422	296,760	376,000	354,000	354,000	354,000	-5.85%
Emergency Assistance	42178	103,547	0	0	0	0	0	0	0.00%
Refugee Aid	42184	118,395	0	0	0	0	0	0	0.00%
Contracted Child Care	42186	29,669	0	0	0	0	0	0	0.00%
Child Care Administration	42188	359,654	310,323	367,294	359,305	375,000	375,000	375,000	4.37%
Prior Year Intergovt	42230	7,937	4,804	1,662	0	0	0	0	0.00%
Food Share Employ Train FSET	42232	115,248	94,496	91,615	0	161,681	161,681	161,681	100.00%
Intergov Rev Subtotal:		5,059,871	2,631,950	2,845,231	2,864,452	3,029,573	3,029,573	3,029,573	5.76%
Public Services:									
Other Fees	45002	3,280	1,110	940	2,800	0	0	0	-100.00%
Offset Revenue	45013	7,285	0	0	0	0	0	0	0.00%
W2 Loans Repayment	45058	1,013	810	0	600	0	0	0	-100.00%
Public Services Subtotal:		11,578	1,920	940	3,400	0	0	0	-100.00%
Intergov Services:									
Incentives	43009	2,511	9,839	13,034	5,300	12,000	12,000	12,000	126.42%
Intergov Services Subtotal:		2,511	9,839	13,034	5,300	12,000	12,000	12,000	126.42%
Interfund Revenue:									
Grant Revenue Allocation	62000	(564,163)	(504,000)	(500,000)	(497,208)	(498,554)	(498,554)	(498,554)	0.27%
Interfund Revenue Subtotal:		(564,163)	(504,000)	(500,000)	(497,208)	(498,554)	(498,554)	(498,554)	0.27%
Total Operating Revenue:		4,509,797	2,139,709	2,359,204	2,375,944	2,543,019	2,543,019	2,543,019	7.03%
Revenue Total:		4,509,797	2,139,709	2,359,204	2,375,944	2,543,019	2,543,019	2,543,019	7.03%

**Winnebago County
Budget Detail - 2016**

Description	Object	2012 Actual	2013 Actual	2014 Actual	2015 Adopted	2016 Request	2016 Executive	2016 Adopted	% Change From Prior Yr Adopted
Division - 250 - Economic Support									
Expense									
Wages:									
Regular Pay	51100	1,453,630	1,451,394	1,544,106	1,554,840	1,584,296	1,584,296	1,584,296	1.89%
Temporary Employees	51101	6,768	9,477	13,516	32,099	7,200	7,200	7,200	-77.57%
Overtime	51105	33,710	14,507	42,908	35,000	30,099	30,099	30,099	-14.00%
Comp Time	51108	5,509	9,327	5,621	10,000	7,000	7,000	7,000	-30.00%
Wages Subtotal:		1,499,616	1,484,705	1,606,152	1,631,939	1,628,595	1,628,595	1,628,595	-0.20%
Fringes Benefits:									
FICA Medicare	51200	104,796	106,759	116,121	125,226	124,587	124,587	124,587	-0.51%
Health Insurance	51201	426,563	399,217	427,878	435,838	500,491	500,491	500,491	14.83%
Dental Insurance	51202	28,447	28,464	32,009	32,486	36,139	36,139	36,139	11.24%
Workers Compensation	51203	6,504	7,350	2,642	1,940	1,286	1,286	1,286	-33.71%
WI Retirement	51206	87,722	96,593	110,500	105,730	107,012	107,012	107,012	1.21%
Fringe Benefits Other	51207	7,319	7,090	7,604	7,930	8,371	8,371	8,371	5.56%
Fringes Benefits Subtotal:		661,352	645,472	696,754	709,150	777,886	777,886	777,886	9.69%
Total Labor:		2,160,968	2,130,177	2,302,906	2,341,089	2,406,481	2,406,481	2,406,481	2.79%
Travel:									
Registration Tuition	52001	275	819	893	1,000	1,100	1,100	1,100	10.00%
Automobile Allowance	52002	4,906	6,283	6,052	7,500	7,500	7,500	7,500	0.00%
Meals	52005	99	204	299	300	350	350	350	16.67%
Lodging	52006	490	560	936	500	1,000	1,000	1,000	100.00%
Other Travel Exp	52007	29	29	58	100	100	100	100	0.01%
Taxable Meals	52008	331	237	315	400	400	400	400	0.00%
Travel Subtotal:		6,131	8,133	8,553	9,800	10,450	10,450	10,450	6.63%
Total Travel:		6,131	8,133	8,553	9,800	10,450	10,450	10,450	6.63%

**Winnebago County
Budget Detail - 2016**

Description	Object	2012 Actual	2013 Actual	2014 Actual	2015 Adopted	2016 Request	2016 Executive	2016 Adopted	% Change From Prior Yr Adopted
Division - 250 - Economic Support									
Office:									
Office Supplies	53000	1,845	0	0	2,000	0	0	0	-100.00%
Printing Supplies	53002	1,017	0	0	2,000	0	0	0	-100.00%
Print Duplicate	53003	1,372	286	0	1,500	500	500	500	-66.67%
Telephone	53008	1,040	7	13	1,500	25	25	25	-98.33%
Telephone Supplies	53009	754	0	0	1,000	0	0	0	-100.00%
Office Subtotal:		6,027	293	13	8,000	525	525	525	-93.44%
Operating:									
Advertising	53500	251	23	0	50	0	0	0	-100.00%
Consumer Program Expenses	53510	29,098	5,642	7,799	0	0	0	0	0.00%
Consumer Transportation	53514	25,630	7,581	9,881	0	0	0	0	0.00%
Food	53520	0	0	302	0	300	300	300	100.00%
Medical Supplies	53524	9	0	0	0	0	0	0	0.00%
Other Rents and Leases	53552	55,874	0	0	0	0	0	0	0.00%
Emergency Assistance	53555	135,116	0	0	0	0	0	0	0.00%
Refugee Assistance	53556	118,395	0	0	0	0	0	0	0.00%
W2 Benefits	53558	1,542,571	0	0	0	0	0	0	0.00%
Operating Grants	53565	0	0	0	0	10,000	10,000	10,000	100.00%
Print Duplicate	73003	33	0	0	500	0	0	0	-100.00%
Operating Subtotal:		1,906,977	13,246	17,982	550	10,300	10,300	10,300	1,772.73%
Repairs & Maint:									
Maintenance Equipment	54022	2,474	0	0	2,500	0	0	0	-100.00%
Equipment Repairs	74029	825	0	0	1,000	0	0	0	-100.00%
Repairs & Maint Subtotal:		3,299	0	0	3,500	0	0	0	-100.00%
Contractual Services:									
Medical and Dental	55000	157,225	157,601	158,608	130,000	110,000	110,000	110,000	-15.38%
Janitorial Services	55016	14,713	0	0	0	0	0	0	0.00%
Transportation	55026	42,002	8,845	13,375	0	0	0	0	0.00%
Other Contract Serv	55030	126,077	92,318	102,840	97,317	0	0	0	-100.00%
Child Day Care	55036	29,043	0	0	0	15,437	15,437	15,437	100.00%

**Winnebago County
Budget Detail - 2016**

Description	Object	2012 Actual	2013 Actual	2014 Actual	2015 Adopted	2016 Request	2016 Executive	2016 Adopted	% Change From Prior Yr Adopted
Division - 250 - Economic Support									
Interpreter	55041	17,408	13,792	18,023	10,000	22,000	22,000	22,000	120.00%
Other State Adjustments	55044	1,945	7,517	9,644	10,000	10,000	10,000	10,000	0.00%
Contracted Case Mgmt	55068	0	0	0	0	102,487	102,487	102,487	100.00%
Employment Services W2	55077	263,208	0	0	0	0	0	0	0.00%
Emergency Energy Services	55079	297,623	253,404	291,671	371,000	350,000	350,000	350,000	-5.66%
Contractual Services Subtotal:		949,244	533,476	594,161	618,317	609,924	609,924	609,924	-1.36%
Total Other Operating:									
		2,865,549	547,015	612,157	630,367	620,749	620,749	620,749	-1.53%
Expense Total:									
		5,032,648	2,685,325	2,923,615	2,981,256	3,037,680	3,037,680	3,037,680	1.89%
Economic Support Net/(Levy):									
		(522,851)	(545,616)	(564,411)	(605,312)	(494,661)	(494,661)	(494,661)	-18.28%

SIGNIFICANT CHANGES FROM 2015 ADOPTED - CHILD WELFARE DIVISION

MISSION STATEMENT

To ensure the safety and well-being of the community, in accordance with federal and state mandates, by assisting children and families to utilize their strengths and community resources.

HIGHLIGHTS

The Child Welfare Division shows a budget-to-budget levy increase of \$138,672 or 1.23%.

Sub Category	Amount	Description
Tax Levy 2015	11,262,941	
Intergovernmental Revenue	135,434	Decrease in State Youth Aid Allocation.
Public Service Revenue	38,700	Decrease in revenue due to decrease in clients' ability to pay, calculated in accordance with State Uniform Fee Code and guidelines.
Interfund Revenue/Expense	(90,000)	Decrease in interfund expense due to additional Long Term Support Division match dollars.
Wages	42,586	Increase of 1.01% related to new merit-based pay system.
Fringe Benefits	(18,153)	Decrease in health insurance expense due to reduction in number of staff electing family plans.
Travel	11,416	Increase in expense related to professional staff development trainings, meetings and related auto mileage expense.
Office	(400)	Decrease in expense - immaterial change.
Operating	83,305	Increase in expense due to new program "Post Reunification" State funds children/family when children are unified to their home.
Contractual Services	(64,216)	Decrease in expense due to transfer of contracted therapist from the Child Welfare budget to the BH budget.
Net Increase (Decrease) Tax Levy	138,672	
Tax Levy 2016	11,401,613	

**Winnebago County
Budget Detail - 2016**

Description	Object	2012 Actual	2013 Actual	2014 Actual	2015 Adopted	2016 Request	2016 Executive	2016 Adopted	% Change From Prior Yr Adopted
Division - 260 - Child Welfare									
Revenue									
Intergov Rev:									
MA Comprehensive Comm Serv	42102	0	30,395	30,881	28,000	0	0	0	-100.00%
MA Crisis MH Svcs	42104	28,481	12,528	27,495	15,000	29,500	29,500	29,500	96.67%
Early Intervention Grant	42138	190	0	0	0	42,500	42,500	42,500	100.00%
Adam Walsh FringerPrint	42144	1,754	2,500	2,037	2,500	0	0	0	-100.00%
Youth Aids	42154	1,683,874	1,676,058	1,548,776	1,677,000	1,482,173	1,482,173	1,482,173	-11.62%
Youth Aids AODA	42156	38,365	23,099	35,932	25,000	34,000	34,000	34,000	36.00%
Independ Living ETV	42158	44,583	42,368	49,617	0	0	0	0	0.00%
Safe & Stable Families	42164	61,800	57,103	57,103	57,130	57,103	57,103	57,103	-0.05%
Kinship Care Grant	42166	449,407	485,285	463,955	498,000	473,000	473,000	473,000	-5.02%
Community Intervention YAPO	42174	86,320	87,573	78,195	88,140	73,160	73,160	73,160	-17.00%
Regional Foster Care Training	42220	3,466	2,052	3,148	4,800	3,100	3,100	3,100	-35.42%
Brighter Futures	42222	196,952	196,952	196,952	0	0	0	0	0.00%
Health Checks	42228	15,142	22,084	19,887	22,000	21,100	21,100	21,100	-4.09%
Prior Year Intergovt	42230	0	21,920	1	0	0	0	0	0.00%
TPR Adoption Federal	42234	37,792	49,493	54,755	50,000	59,500	59,500	59,500	19.00%
Post Reunification Program	42242	0	0	26,588	0	57,000	57,000	57,000	100.00%
Intergov Rev Subtotal:		2,648,127	2,709,410	2,595,322	2,467,570	2,332,136	2,332,136	2,332,136	-5.49%
Public Services:									
Client Cost Shares Fees	45035	187,906	234,305	201,733	235,000	215,000	215,000	215,000	-8.51%
Prior Year Contractual	45039	0	5,384	81,806	0	0	0	0	0.00%
Child Support	45041	237,772	218,025	223,477	240,000	225,000	225,000	225,000	-6.25%
Child Welfare Reimbursement	45062	300	4,561	2,060	2,000	3,000	3,000	3,000	50.00%
Collection Agency	45066	85,311	79,067	77,490	85,000	80,300	80,300	80,300	-5.53%
Public Services Subtotal:		511,289	541,341	586,566	562,000	523,300	523,300	523,300	-6.89%
Interfund Revenue:									
Grant Revenue Allocation	62000	(105,234)	(119,875)	(146,331)	(90,000)	0	0	0	-100.00%
Interfund Revenue Subtotal:		(105,234)	(119,875)	(146,331)	(90,000)	0	0	0	-100.00%
Total Operating Revenue:		3,054,181	3,130,877	3,035,557	2,939,570	2,855,436	2,855,436	2,855,436	-2.86%

**Winnebago County
Budget Detail - 2016**

Description	Object	2012 Actual	2013 Actual	2014 Actual	2015 Adopted	2016 Request	2016 Executive	2016 Adopted	% Change From Prior Yr Adopted
Division - 260 - Child Welfare									
Misc Revenues:									
Other Miscellaneous Revenues	48109	338	262	35	0	0	0	0	0.00%
Misc Revenues Subtotal:		338	262	35	0	0	0	0	0.00%
Total Non-Operating Revenue:		338	262	35	0	0	0	0	0.00%
Revenue Total:		3,054,520	3,131,139	3,035,592	2,939,570	2,855,436	2,855,436	2,855,436	-2.86%
Expense									
Wages:									
Regular Pay	51100	3,872,748	3,971,451	3,835,452	4,048,593	4,094,120	4,094,120	4,094,120	1.12%
Temporary Employees	51101	32,759	7,885	15,050	25,000	22,100	22,100	22,100	-11.60%
Labor Fringes Match	51102	0	0	0	0	0	0	0	0.00%
Overtime	51105	51,445	66,206	78,629	66,942	73,900	73,900	73,900	10.39%
Comp Time	51108	67,556	76,273	40,564	69,000	62,001	62,001	62,001	-10.14%
Payroll Sundry Account	51190	305	0	0	0	0	0	0	0.00%
Wages Subtotal:		4,024,812	4,121,815	3,969,694	4,209,535	4,252,121	4,252,121	4,252,121	1.01%
Fringes Benefits:									
FICA Medicare	51200	289,596	299,698	290,903	322,029	325,288	325,288	325,288	1.01%
Health Insurance	51201	871,142	867,573	795,995	885,914	851,254	851,254	851,254	-3.91%
Dental Insurance	51202	52,551	55,505	52,892	56,666	64,321	64,321	64,321	13.51%
Workers Compensation	51203	76,254	109,320	31,435	30,694	30,132	30,132	30,132	-1.83%
WI Retirement	51206	233,577	269,547	274,824	275,303	279,182	279,182	279,182	1.41%
Fringe Benefits Other	51207	19,541	19,818	19,906	20,650	22,926	22,926	22,926	11.02%
Fringes Benefits Subtotal:		1,542,660	1,621,460	1,465,954	1,591,256	1,573,103	1,573,103	1,573,103	-1.14%
Total Labor:		5,567,472	5,743,275	5,435,649	5,800,791	5,825,224	5,825,224	5,825,224	0.42%

Winnebago County Budget Detail - 2016

Description	Object	2012 Actual	2013 Actual	2014 Actual	2015 Adopted	2016 Request	2016 Executive	2016 Adopted	% Change From Prior Yr Adopted
Division - 260 - Child Welfare									
Travel:									
Registration Tuition	52001	10,022	10,293	11,863	11,100	13,100	13,100	13,100	18.02%
Automobile Allowance	52002	158,049	158,767	171,712	166,000	175,500	175,500	175,500	5.72%
Meals	52005	1,441	1,061	1,496	1,720	2,100	2,100	2,100	22.09%
Lodging	52006	5,580	3,824	5,893	7,220	6,500	6,500	6,500	-9.97%
Other Travel Exp	52007	56	42	172	152	200	200	200	31.59%
Taxable Meals	52008	1,485	1,410	1,631	1,582	1,790	1,790	1,790	13.15%
Travel Subtotal:		176,633	175,396	192,767	187,774	199,190	199,190	199,190	6.08%
Total Travel:		176,633	175,396	192,767	187,774	199,190	199,190	199,190	6.08%
Office:									
Office Supplies	53000	82	0	0	0	0	0	0	0.00%
Computer Software	53006	169	0	0	0	0	0	0	0.00%
Telephone	53008	2,489	632	348	1,000	600	600	600	-40.00%
Office Subtotal:		2,740	632	348	1,000	600	600	600	-40.00%
Operating:									
Advertising	53500	5,964	5,402	3,095	5,550	5,550	5,550	5,550	0.00%
Subscriptions	53501	222	0	0	225	0	0	0	-100.00%
Membership Dues	53502	8,150	8,150	8,150	8,550	8,150	8,150	8,150	-4.68%
Publish Legal Notices	53503	312	242	1,396	500	1,500	1,500	1,500	200.00%
Foster Care Banquet	53507	1,971	0	1,450	2,700	2,700	2,700	2,700	0.00%
Emergency Rent Assistance	53508	26,138	34,284	36,127	30,800	43,500	43,500	43,500	41.23%
Registration Tuition Other	53509	7,747	8,953	10,089	8,000	11,000	10,000	10,000	25.00%
Consumer Program Expenses	53510	71,118	73,990	102,295	72,500	125,000	125,000	125,000	72.41%
Consumer Transportation	53514	62,491	61,536	90,110	69,000	102,000	102,000	102,000	47.83%
Food	53520	0	33	142	0	100	100	100	100.00%
Building Rental	53550	27,240	27,240	27,240	27,240	27,240	27,240	27,240	0.00%
Equipment Rental	53551	34,548	36,977	40,559	36,000	42,000	42,000	42,000	16.67%
Bad Debts Expense	53561	688	73,597	11,983	0	10,000	10,000	10,000	100.00%
Operating Grants	53565	147,294	147,294	152,444	33,400	0	0	0	-100.00%
Office Supplies	73000	725	452	36	570	100	100	100	-82.46%
Legal Fees	73041	0	92	576	0	500	500	500	100.00%
Operating Subtotal:		394,607	478,243	485,691	295,035	379,340	378,340	378,340	28.24%

**Winnebago County
Budget Detail - 2016**

Description	Object	2012 Actual	2013 Actual	2014 Actual	2015 Adopted	2016 Request	2016 Executive	2016 Adopted	% Change From Prior Yr Adopted
Division - 260 - Child Welfare									
Contractual Services:									
Medical and Dental	55000	32,930	40,251	33,405	38,500	37,500	37,500	37,500	-2.60%
Professional Service	55014	55,718	82,139	86,264	90,000	90,000	90,000	90,000	0.00%
Collection Services	55015	17,915	16,113	16,055	18,700	18,000	18,000	18,000	-3.74%
Supervised Family Visitation	55025	161,826	168,396	169,326	176,500	184,900	184,900	184,900	4.76%
Other Contract Serv	55030	0	58,492	0	0	0	0	0	0.00%
Respite Care	55032	69,597	60,753	75,615	75,450	85,900	85,900	85,900	13.85%
Receiving Home Bed Hold	55033	2,366	15,612	13,212	15,000	15,000	15,000	15,000	0.00%
Recruitment Non Staff	55034	1,700	400	700	2,700	2,000	2,000	2,000	-25.93%
Foster Care Recog Retention	55035	895	1,604	2,064	2,100	2,100	2,100	2,100	0.00%
Child Day Care	55036	37,941	41,206	53,139	41,500	58,000	58,000	58,000	39.76%
Mentoring	55039	33,585	32,707	34,172	48,601	331,422	331,422	331,422	581.92%
Counseling Consumer/Family	55040	77,919	104,186	105,274	97,000	30,000	30,000	30,000	-69.07%
Interpreter	55041	2,880	6,491	5,648	6,500	6,300	6,300	6,300	-3.08%
Child Foster Care	55045	1,432,711	1,539,181	1,876,374	1,648,600	1,895,000	1,895,000	1,895,000	14.95%
Group Homes	55046	1,130,422	1,130,159	974,477	1,225,000	1,195,000	1,195,000	1,195,000	-2.45%
Child Residential Care Centers	55047	854,735	1,151,129	846,741	951,000	925,000	925,000	925,000	-2.73%
Kinship Care	55052	429,112	460,091	425,032	460,000	438,000	438,000	438,000	-4.78%
Adoption Assessments	55057	3,295	3,130	2,890	3,500	3,750	3,750	3,750	7.14%
Truancy Intervention Preventio	55058	58,054	63,394	64,196	63,000	65,900	65,900	65,900	4.60%
Secure Juvenile Detention	55070	378,078	395,883	260,790	310,000	273,000	273,000	273,000	-11.94%
Family Training Skills	55071	632,409	639,456	651,027	654,500	665,600	665,600	665,600	1.70%
Youth Wrap Around Services	55072	601,038	726,450	765,145	772,275	144,447	144,447	144,447	-81.30%
Alternative School	55073	74,913	66,365	78,655	77,000	85,000	85,000	85,000	10.39%
Juvenile Shelter Care	55075	553,854	627,763	1,044,407	788,060	809,700	809,700	809,700	2.75%
Juvenile Restitution	55076	531	365	470	500	500	500	500	0.00%
Juvenile Correctional Institut	55078	228,401	34,839	452,367	340,725	480,976	480,976	480,976	41.16%
Medical and Dental	75000	523	186	465	1,000	500	500	500	-50.00%
Building Rental	75042	10,200	10,200	10,200	10,200	10,200	10,200	10,200	0.00%
Contractual Services Subtotal:		6,883,550	7,476,941	8,048,111	7,917,911	7,853,695	7,853,695	7,853,695	-0.81%
Total Other Operating:		7,280,896	7,955,816	8,534,150	8,213,946	8,233,635	8,232,635	8,232,635	0.23%
Expense Total:		13,025,002	13,874,487	14,162,565	14,202,511	14,258,049	14,257,049	14,257,049	0.38%
Child Welfare Net/(Levy):		(9,970,482)	(10,743,348)	(11,126,974)	(11,262,941)	(11,402,613)	(11,401,613)	(11,401,613)	1.23%

PARK VIEW HEALTH CENTER

Park View Fund: 530
2016 BUDGET NARRATIVE

DEPARTMENT HEAD: Marleah Keuler
LOCATION: Winnebago County
Park View Health Center
725 Butler Avenue
Oshkosh, WI 54901-8149

TELEPHONE: 237-6900

MISSION STATEMENT:

Park View Health Center is a county owned skilled nursing facility dedicated to providing services to residents of the Winnebago County community in need of long-term care, short-term rehabilitative care and specialized behavioral services.

PROGRAM DESCRIPTION:

NURSING Provides specialized quality care for residents with long and short-term needs.

ACTIVITIES/VOLUNTEER SERVICES Provides an ongoing program of resident activities that meets the interests and well being of each resident. Coordinates volunteers to assist in providing resident activities and to facilitate quality of life for residents.

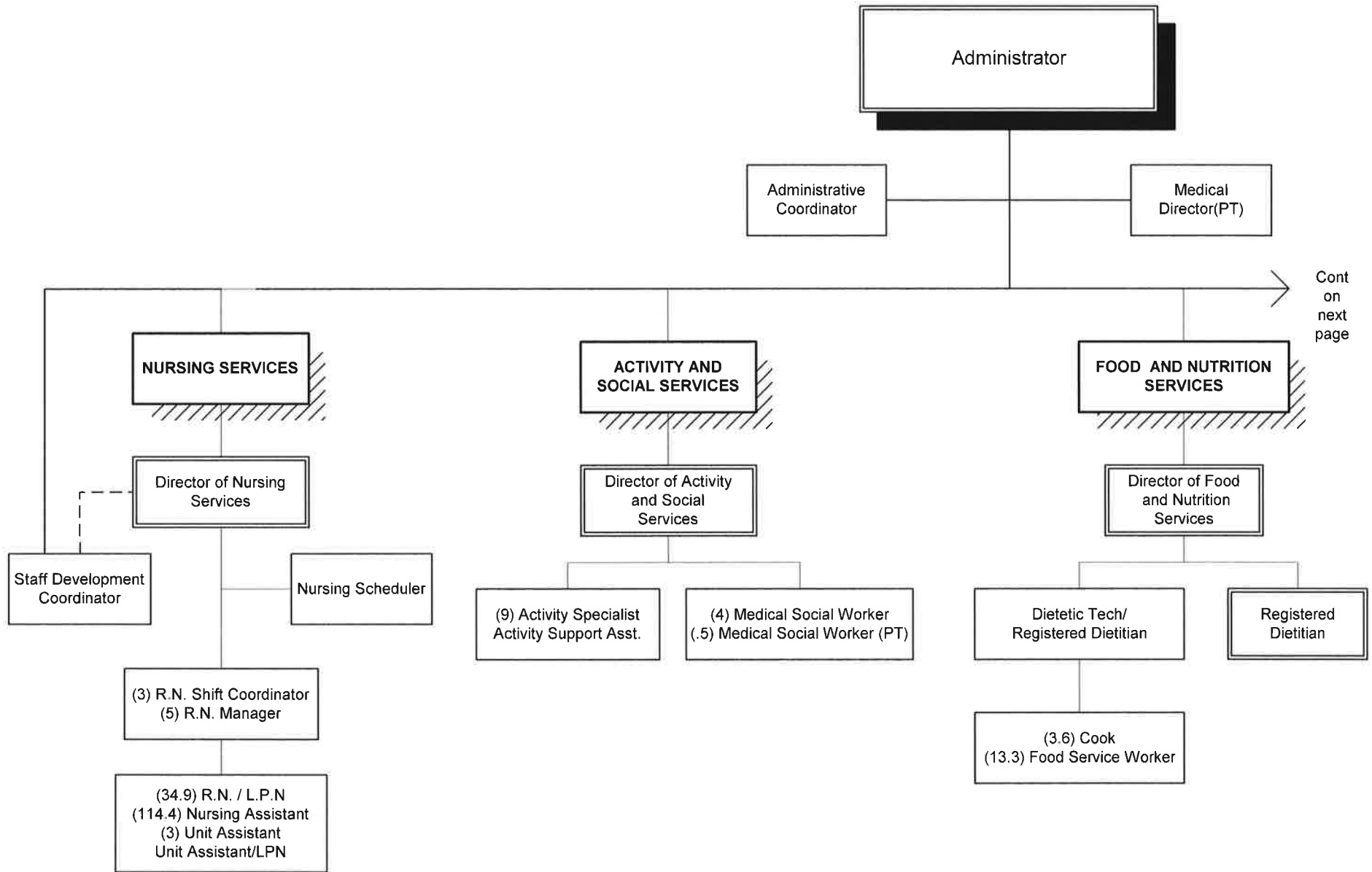
SOCIAL SERVICES Responds to each individuals psychosocial needs to ensure a high quality of life for each resident while maintaining the highest level of function.

FOOD & NUTRITION Provides each resident with a nourishing, palatable, well-balanced diet that meets the daily nutritional and therapeutic dietary needs.

HOUSEKEEPING Provides a clean and homelike environment meeting all sanitation and infection control regulations.

ADMINISTRATION Administration provides safe keeping of residents personal accounts, billing, financial reports for Medical Assistance and Medicare reimbursement rates. Purchase facility supplies and equipment to meet resident needs. Maintains residents' medical records in compliance with State and Federal codes. Prepares annual budget and maintains an efficient operation within budgetary monies. Coordinates yearly mandatory programs and keeps all in-service records of all employees. Responsible for adhering to all State and Federal regulations.

PARK VIEW HEALTH CENTER



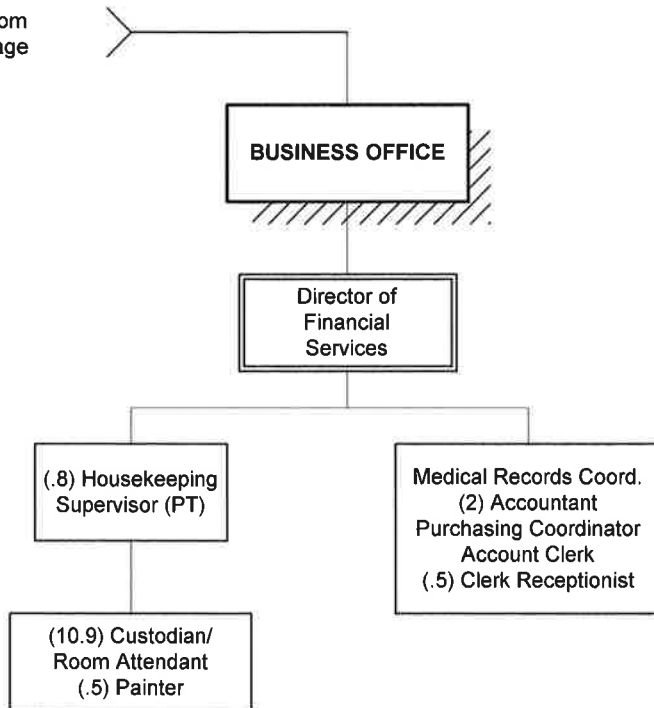
Cont on next page

* Contracted Services

Note: Nursing, Food, and Activity Services positions are in terms of full time equivalents, as well as the Clerk Receptionist positions.

PARK VIEW HEALTH CENTER

Cont from
prior page



** Unclassified Position

PARK VIEW HEALTH CENTER

**Park View Fund: 530
2016 BUDGET NARRATIVE**

DEPARTMENT HEAD: Marleah Keuler
LOCATION: Winnebago County
Park View Health Center
725 Butler Avenue
Oshkosh, WI 54901-8149

TELEPHONE: 237-6900

2015 ACCOMPLISHMENTS:

- 1. Installed pathways to the garden areas.**
- 2. Received donations and grants totaling approximately \$12,500 thru June 2015**
- 3. Completed phone upgrade to ShoreTel system**
- 4. Installation of new nurse call system along with upgrade to staff pagers**
- 5. Expansion of parking lot for family and visitors**

2016 GOALS & OBJECTIVES:

- 1. Continue to fully operationalize new nurse call/paging systems**
- 2. Continue with replacement project to upgrade neighborhood staff laptops**
- 3. Phase in LED lighting for exterior of building.**

PARK VIEW HEALTH CENTER

Park View Fund: 530 2016 BUDGET NARRATIVE HIGHLIGHTS

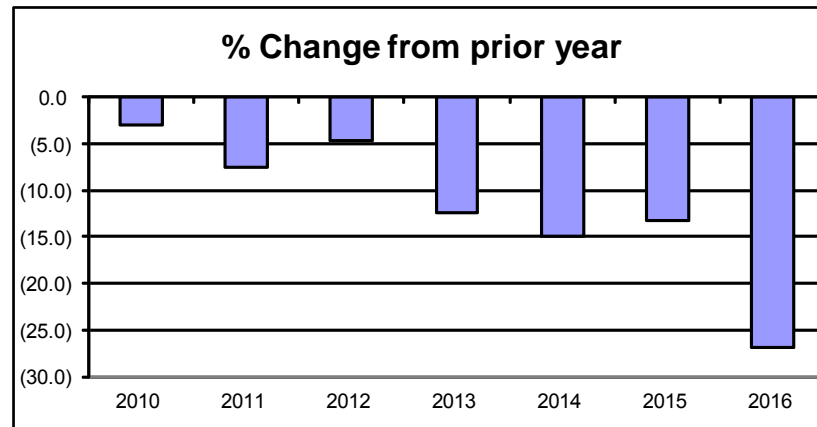
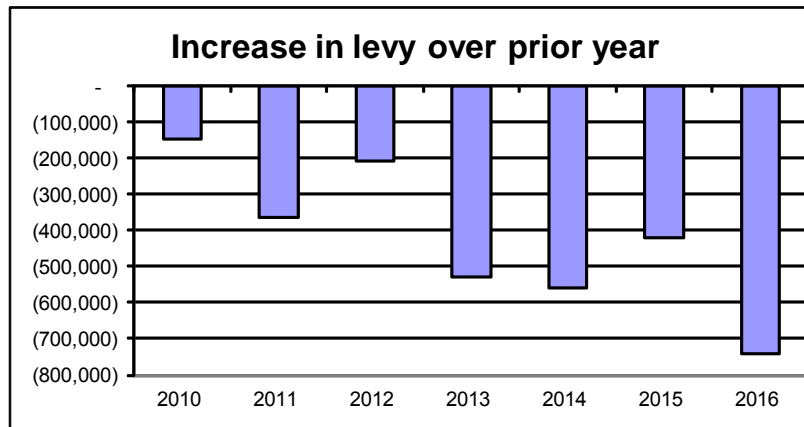
DEPARTMENT STAFFING:

	2007	2008	2009	2010	2011	2012	2013	2014	2015	2016
Full Time	245	212	213	213	216	216	216	215	215	215
Part Time	12	13	10	10	9	9	9	10	10	10
Total	257	225	223	223	225	225	225	225	225	225

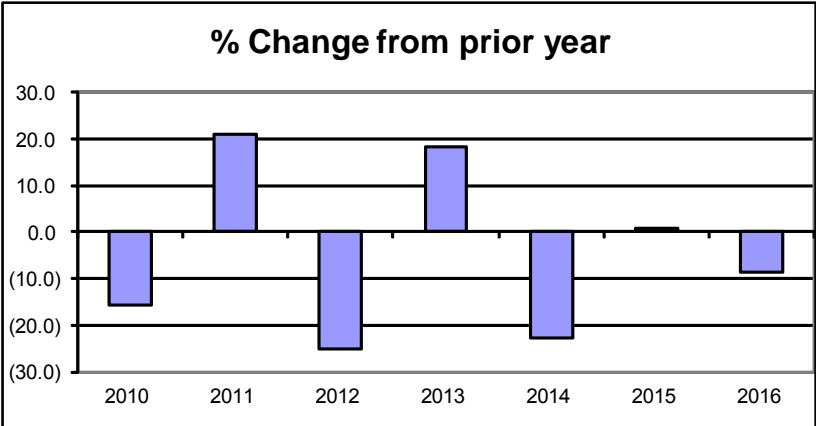
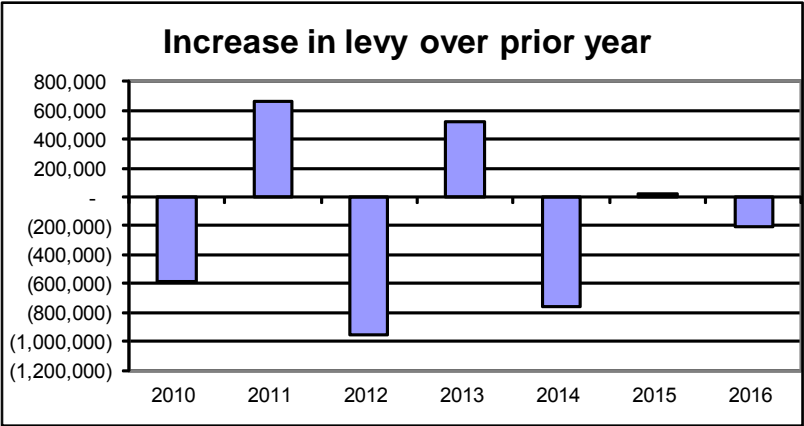
There are no net changes to the department staffing table for 2016.

COUNTY LEVY: The net operating tax levy for Park View for 2016 is \$2,004,622, a decrease of \$739,239 or 26.9% under 2015. In 2016 we are applying \$1,500,000 of Park View Fund Balance to reduce the levy during 2015 we have applied \$1,100,000 to reduce the levy. The levy for Park View debt service for 2016 is \$2,431,000, a decrease of \$206,000 or 7.8% under 2015.

Levy for operations:



Levy for debt:



SIGNIFICANT CHANGES FROM 2015 ADOPTED - Park View Health Center

Impact on the Operating Budget (Excludes Debt Service)

Account	Amount	Description
Significant changes from 2015		
Tax Levy 2015	\$ 2,743,861	Reflects application of \$1.1 million to reduce the tax levy for this operation.
Revenue Changes - impact on levy:		
Medicaid Title 19	376,469	Decrease due to lower resident patient days projected for Medicaid.
WI Health Services	(29,857)	Increase in number of residents enrolled in family care.
Medicare Title 18	(129,886)	Increase due to higher resident patient days projected for Medicare.
Med Adv Rm Brd	(54,248)	Increase due to higher resident patient days projected for Medicare Advantage Plans.
Donations	5,000	Decrease due to less memorial and miscellaneous resident donations along with grants.
Private Pay Fees	(234,398)	Increase due to higher resident patient days projected for Private Pay.
Non Operating Grant Revenues	(131,244)	Increase due to higher supplement payments based on Medicaid patient days.
Other Miscellaneous Revenues	5,300	Decrease based on the number of residents enrolled in Optum has decreased.
Expense Changes - impact on levy:		
Wages	(210,466)	Decrease in wages due to staff turnover and new employees starting over at lower pay rates.
Temporary Employees	(67,800)	Decrease in pool of temporary casual call RN's and CNA's.
Fringe Benefits Other	3,964	Increase in projections from Human Resources
Telephone	13,000	Net Increase was \$1,700 after adjustments from other telephone related expense accounts were made to this line item.
Small Equipment	(18,040)	Decrease due to computer related equipment expensed in different account.
Medical Supplies	33,300	Higher resident acuity levels requiring more medical supplies, including pharmacy provided exclusions not covered by MA, MC, Insurance, wound care etc
Donated Goods Services	(5,000)	Decrease due to less memorial and miscellaneous resident donations along with grants.
Equipment Rental	8,400	Increase in number of projected days for wound vac rental.
Small Equipment Technology	16,000	Increase due to new account added for computer purchases.
Other Electrical Products	13,000	Increase due to replacing 88 sodium lights with energy efficient LED throughout the exterior of the building.
Machine Equipment Parts	12,000	Increase due to older equipment needing repairs.

SIGNIFICANT CHANGES FROM 2015 ADOPTED - Park View Health Center

Impact on the Operating Budget (Excludes Debt Service)

Account	Amount	Description
Maintenance Equipment	(9,000)	Decrease due to monies now being budgeted within the telephone expense account.
Equipment Repairs	31,000	Major increase due to converting to soft water throughout the building and ongoing equipment repairs.
Repair Maint Streets	(50,000)	Decrease due to the parking lot seal coating project completed.
Water and Sewer	10,000	There is a need to increase the humidity within the building because of dryness in the air. That was not good for the residents health. Increasing the humidity requires the use of additional water to convert to vapor, thus increasing humidity in the building.
Building Repairs	7,200	Increase due to some resident room and bathroom flooring replacement.
Property & Liability Insurance	5,728	Increase due to projections provided by the Finance Department.
Fund Balance	(400,000)	Increase in fund balance applied over last year. Last year we applied \$1.1 million of fund balance. For 2016, we are applying \$1.5 million.
Other small changes:	60,339	This is a combination of small increases and decreases to revenue and expense accounts.
2016 Levy (Excluding Debt)	\$ 2,004,622	

Note: Shown differently than Highway Department because this fund requires a tax levy.

Financial Summary Park View Health Center

<u>Items</u>	<u>2015 7-Month Actual</u>	<u>2015 12-Month Estimate</u>	<u>2015 Adopted Budget</u>	<u>2015 Adjusted Budget</u>	<u>2016 Adopted Budget</u>
Total Revenues	8,182,245	13,738,550	13,774,793	13,799,793	13,967,657
Labor	7,842,572	13,674,506	14,153,526	14,153,526	13,895,313
Travel	4,391	13,115	15,375	15,375	13,825
Capital	25,000	234,000	-	234,000	-
Other Expenditures	4,775,190	4,258,800	6,706,339	6,859,839	6,596,841
Total Expenditures	12,647,153	18,180,421	20,875,240	21,262,740	20,505,979
Levy Before Adjustments	4,464,908	4,441,871	7,100,447		6,538,322
<i>Adjustments:</i>					
Back out depreciation			(619,586)		(602,700)
Decrease fund balance			(1,100,000)		(1,500,000)
Net Levy After Adjustments			5,380,861		4,435,622

**Winnebago County
Budget Detail - 2016**

Description	Object	2012 Actual	2013 Actual	2014 Actual	2015 Adopted	2016 Request	2016 Executive	2016 Adopted	% Change From Prior Yr Adopted
Fund - 530 - Park View Health Center									
Revenue									
Intergov Rev:									
Medicaid Title 19	42000	5,817,481	5,798,681	5,695,471	6,172,101	5,795,632	5,795,632	5,795,632	-6.10%
WI Health Services	42007	152,079	33,083	211,511	117,968	147,825	147,825	147,825	25.31%
Medicare Title 18	45031	1,107,815	1,449,086	1,476,775	1,121,897	1,201,783	1,251,783	1,251,783	11.58%
Med Adv Rm Brd	45032	915,094	1,180,835	1,128,122	1,075,180	1,129,428	1,129,428	1,129,428	5.05%
Intergov Rev Subtotal:		7,992,470	8,461,686	8,511,879	8,487,146	8,274,668	8,324,668	8,324,668	-1.91%
Public Services:									
Donations	45034	31,463	19,988	27,741	30,000	25,000	25,000	25,000	-16.67%
Medical Asst Fees	45045	4,581	271	0	0	0	0	0	0.00%
Private Pay Fees	45046	4,009,579	4,134,888	3,885,689	3,790,091	4,024,489	4,024,489	4,024,489	6.18%
Dietary Fees	45047	3,880	3,165	1,997	2,000	2,000	2,000	2,000	0.00%
Public Services Subtotal:		4,049,503	4,158,312	3,915,427	3,822,091	4,051,489	4,051,489	4,051,489	6.00%
Total Operating Revenue:		12,041,973	12,619,998	12,427,305	12,309,237	12,326,157	12,376,157	12,376,157	0.54%
Misc Revenues:									
Non Operating Grant Revenues	48102	1,793,903	1,630,664	1,540,540	1,448,756	1,580,000	1,580,000	1,580,000	9.06%
Sale Of Prop Equip	48104	(570)	0	(54)	0	0	0	0	0.00%
Other Miscellaneous Revenues	48109	22,485	15,018	13,058	16,800	11,500	11,500	11,500	-31.55%
Misc Revenues Subtotal:		1,815,818	1,645,682	1,553,544	1,465,556	1,591,500	1,591,500	1,591,500	8.59%
Other Financing Srcs:									
Gain Sale of Assets	49000	570	3,135	1,075	0	0	0	0	0.00%
Other Financing Srcs Subtotal:		570	3,135	1,075	0	0	0	0	0.00%
Total Non-Operating Revenue:		1,816,388	1,648,817	1,554,619	1,465,556	1,591,500	1,591,500	1,591,500	8.59%
Revenue Total:		13,858,361	14,268,814	13,981,925	13,774,793	13,917,657	13,967,657	13,967,657	1.40%

**Winnebago County
Budget Detail - 2016**

Description	Object	2012 Actual	2013 Actual	2014 Actual	2015 Adopted	2016 Request	2016 Executive	2016 Adopted	% Change From Prior Yr Adopted
Fund - 530 - Park View Health Center									
Expense									
Wages:									
Regular Pay	51100	9,088,178	8,958,616	9,155,364	9,395,892	9,402,426	9,252,426	9,252,426	-1.53%
Temporary Employees	51101	49,921	48,751	75,179	234,100	216,300	166,300	166,300	-28.96%
Overtime	51105	497,034	356,225	468,076	436,500	437,300	437,300	437,300	0.18%
Payroll Sundry Account	51190	0	0	33,907	0	0	0	0	0.00%
Wages Subtotal:		9,635,133	9,363,592	9,732,525	10,066,492	10,056,026	9,856,026	9,856,026	-2.09%
Fringes Benefits:									
FICA Medicare	51200	690,001	657,732	716,137	770,086	769,285	753,985	753,985	-2.09%
Health Insurance	51201	2,098,749	1,910,981	2,009,223	2,366,836	2,372,181	2,372,181	2,372,181	0.23%
Dental Insurance	51202	109,120	118,145	138,077	153,199	147,385	147,385	147,385	-3.80%
Workers Compensation	51203	182,756	273,844	81,814	80,389	77,960	77,960	77,960	-3.02%
Unemployment Comp	51204	16,912	9,806	2,202	0	0	0	0	0.00%
Compensated Absences Expense	51205	(82,137)	64,718	(75,644)	0	0	0	0	0.00%
WI Retirement	51206	853,806	639,893	664,454	668,604	645,957	635,892	635,892	-4.89%
Fringe Benefits Other	51207	26,425	91,109	74,400	47,920	51,884	51,884	51,884	8.27%
Fringes Benefits Subtotal:		3,895,632	3,766,227	3,610,664	4,087,034	4,064,652	4,039,287	4,039,287	-1.17%
Total Labor:		13,530,765	13,129,820	13,343,189	14,153,526	14,120,678	13,895,313	13,895,313	-1.82%
Travel:									
Registration Tuition	52001	5,317	8,367	5,858	10,000	9,000	9,000	9,000	-10.00%
Automobile Allowance	52002	483	670	550	800	750	750	750	-6.25%
Meals	52005	765	624	603	850	850	850	850	0.00%
Lodging	52006	757	3,162	1,868	3,000	2,500	2,500	2,500	-16.67%
Other Travel Exp	52007	112	150	90	100	100	100	100	0.00%
Taxable Meals	52008	855	486	591	625	625	625	625	0.00%
Travel Subtotal:		8,289	13,458	9,559	15,375	13,825	13,825	13,825	-10.08%
Total Travel:		8,289	13,458	9,559	15,375	13,825	13,825	13,825	-10.08%

**Winnebago County
Budget Detail - 2016**

Description	Object	2012 Actual	2013 Actual	2014 Actual	2015 Adopted	2016 Request	2016 Executive	2016 Adopted	% Change From Prior Yr Adopted
Fund - 530 - Park View Health Center									
Capital Outlay:									
Improvements	58002	23,927	4,621	0	0	0	0	0	0.00%
Equipment	58004	0	54,632	25,470	0	0	0	0	0.00%
Capital Outlay Subtotal:		23,927	59,253	25,470	0	0	0	0	0.00%
Total Capital:		23,927	59,253	25,470	0	0	0	0	0.00%
Office:									
Office Supplies	53000	10,477	10,086	8,201	11,500	11,250	11,250	11,250	-2.17%
Printing Supplies	53002	4,879	5,074	2,837	5,800	5,800	5,800	5,800	0.00%
Print Duplicate	53003	922	2,883	1,554	1,600	1,600	1,600	1,600	0.00%
Postage and Box Rent	53004	5,597	4,925	4,310	5,700	5,500	3,500	3,500	-38.60%
Computer Supplies	53005	991	97	0	500	500	500	500	0.00%
Computer Software	53006	300	2,287	300	500	500	500	500	0.00%
Telephone	53008	6,669	9,133	17,615	16,000	29,000	29,000	29,000	81.25%
Telephone Supplies	53009	273	0	0	0	0	0	0	0.00%
Long Distance	53011	0	0	3	0	0	0	0	0.00%
Wireless	53012	1,118	874	425	800	0	0	0	-100.00%
Pagers	53013	278	252	243	300	0	0	0	-100.00%
Voice and Data Cabling	53014	598	124	0	0	0	0	0	0.00%
Office Subtotal:		32,101	35,735	35,486	42,700	54,150	52,150	52,150	22.13%
Operating:									
Advertising	53500	1,205	1,190	495	1,200	0	0	0	-100.00%
Subscriptions	53501	499	798	728	900	900	900	900	0.00%
Membership Dues	53502	14,444	9,770	16,265	16,500	17,000	17,000	17,000	3.03%
Education Training	53513	0	378	14,588	15,000	15,250	15,250	15,250	1.67%
Agricultural Supplies	53515	838	2,737	1,149	2,500	2,800	2,800	2,800	12.00%
Household Supplies	53516	117,219	109,396	107,755	121,800	119,200	119,200	119,200	-2.13%
Linen	53519	5,186	6,457	6,757	8,000	8,000	8,000	8,000	0.00%
Food	53520	380,165	380,666	397,457	388,000	400,000	400,000	400,000	3.09%
Dishes and Utensils	53521	2,645	3,293	2,699	2,800	2,600	2,600	2,600	-7.14%
Small Equipment	53522	65,828	81,234	124,620	129,125	111,085	111,085	111,085	-13.97%
Shop Supplies	53523	4,353	4,085	3,646	4,500	4,500	4,500	4,500	0.00%
Medical Supplies	53524	344,464	461,066	453,233	434,700	468,000	468,000	468,000	7.66%
Medical Oxygen	53525	40,605	37,342	39,040	42,900	43,500	43,500	43,500	1.40%

**Winnebago County
Budget Detail - 2016**

Description	Object	2012 Actual	2013 Actual	2014 Actual	2015 Adopted	2016 Request	2016 Executive	2016 Adopted	% Change From Prior Yr Adopted
Fund - 530 - Park View Health Center									
Incontinent Supplies	53526	4,565	4,562	8,787	4,600	4,900	4,900	4,900	6.52%
Incontinent Products	53527	56,933	52,917	58,471	58,000	56,000	56,000	56,000	-3.45%
Recreation Supplies	53529	2,438	2,373	2,319	2,400	2,400	2,400	2,400	0.00%
Other Operating Supplies	53533	1,455	1,302	891	650	650	650	650	0.00%
Donated Goods Services	53534	37,745	31,455	27,649	30,000	25,000	25,000	25,000	-16.67%
Motor Fuel	53548	742	760	1,054	1,000	1,000	1,000	1,000	0.00%
Equipment Rental	53551	12,423	38,022	20,902	14,900	23,300	23,300	23,300	56.38%
Operating Licenses Fees	53553	1,056	497	600	900	2,300	2,300	2,300	155.56%
Bad Debts Expense	53561	282	(309)	24,403	0	0	0	0	0.00%
Taxes & Assessments	53562	342,720	342,720	342,720	342,720	342,720	342,720	342,720	0.00%
Other Miscellaneous	53568	3,526	3,966	4,035	4,200	4,700	4,700	4,700	11.90%
Small Equipment Technology	53580	2,916	353	0	0	16,000	16,000	16,000	100.00%
Print Duplicate	73003	29,159	30,829	29,172	35,000	33,000	33,000	33,000	-5.71%
Motor Fuel	73548	1,718	2,640	1,988	2,000	1,800	1,800	1,800	-10.00%
Operating Subtotal:		1,475,130	1,610,500	1,691,425	1,664,295	1,706,605	1,706,605	1,706,605	2.54%
Repairs & Maint:									
Calcium Chloride	54003	1,205	569	1,093	1,200	1,200	1,200	1,200	0.00%
Small Hardware	54008	1,926	1,610	1,466	1,600	1,500	1,500	1,500	-6.25%
Lumber and Plywood	54009	6	257	30	300	300	300	300	0.00%
Other Elect Products	54012	3,249	4,015	3,585	4,000	17,000	17,000	17,000	325.00%
Other Plumbing Prod.	54014	1,751	(1,829)	7,461	4,000	4,500	4,500	4,500	12.50%
Other Building Materials	54015	2,166	1,867	5,109	1,900	1,900	1,900	1,900	0.00%
Lubricants	54016	76	191	105	300	250	250	250	-16.67%
Machine Equip Parts	54017	22,400	12,844	23,542	28,000	40,000	40,000	40,000	42.86%
Tires Batteries	54018	1,704	1,536	1,357	2,500	2,000	2,000	2,000	-20.00%
Maintenance Equipment	54022	11,181	8,391	6,680	9,000	0	0	0	-100.00%
Painting Supplies	54025	1,158	987	784	1,400	1,400	1,400	1,400	0.00%
Consumable Tools	54026	386	1,667	727	500	500	500	500	0.00%
Sign Parts Supplies	54027	0	57	224	150	200	200	200	33.33%
Other Maint Supplies	54028	944	1,975	1,987	2,200	2,300	2,300	2,300	4.55%
Equipment Repairs	54029	34,134	36,865	35,286	44,000	75,000	75,000	75,000	70.45%
Maintenance Vehicles	74023	1,869	1,272	959	1,500	1,500	1,500	1,500	0.00%
Equipment Repairs	74029	6,369	6,402	6,402	6,336	6,336	6,336	6,336	0.00%
Repair Maint Streets	75806	0	5,845	0	50,000	0	0	0	-100.00%
Repairs & Maint Subtotal:		90,522	84,520	96,797	158,886	155,886	155,886	155,886	-1.89%

**Winnebago County
Budget Detail - 2016**

Description	Object	2012 Actual	2013 Actual	2014 Actual	2015 Adopted	2016 Request	2016 Executive	2016 Adopted	% Change From Prior Yr Adopted
Fund - 530 - Park View Health Center									
Utilities:									
Heat	54700	77,338	89,497	113,137	116,000	118,000	118,000	118,000	1.72%
Power and Light	54701	196,433	197,338	184,237	206,000	203,000	203,000	203,000	-1.46%
Water and Sewer	54702	40,762	39,386	45,332	44,000	54,000	54,000	54,000	22.73%
Refuse Collection	54703	1,013	829	652	1,000	1,000	1,000	1,000	0.00%
Refuse Collection	74703	7,052	10,162	10,541	10,800	11,500	11,500	11,500	6.48%
Utilities Subtotal:		322,599	337,212	353,899	377,800	387,500	387,500	387,500	2.57%
Contractual Services:									
Medical and Dental	55000	8,634	9,838	10,819	10,500	11,500	11,500	11,500	9.52%
Pest Extermination	55002	975	1,250	1,250	1,400	1,400	1,400	1,400	0.00%
Other Repair Maint Streets	55004	0	0	560	0	0	0	0	0.00%
Vehicle Repairs	55005	754	0	759	400	400	400	400	0.00%
Building Repairs	55008	29,095	29,173	34,794	42,800	50,000	50,000	50,000	16.82%
Transcription Services	55009	930	995	1,740	1,500	2,000	2,000	2,000	33.33%
Accounting Auditing	55012	2,500	1,800	1,800	1,900	1,900	1,900	1,900	0.00%
Data Processing	55013	24,625	26,222	26,588	28,600	29,000	29,000	29,000	1.40%
Professional Service	55014	923,887	1,017,984	1,078,444	1,020,300	1,060,400	1,060,400	1,060,400	3.93%
Medical and Dental	75000	0	80	689	0	0	0	0	0.00%
Snow Removal	75003	10,256	19,696	16,487	20,000	20,000	20,000	20,000	0.00%
Contractual Services Subtotal:		1,001,656	1,107,037	1,173,929	1,127,400	1,176,600	1,176,600	1,176,600	4.36%
Insurance Expenses:									
Prop Liab Insurance	76000	81,180	82,464	83,196	78,672	84,400	84,400	84,400	7.28%
Insurance Expenses Subtotal:		81,180	82,464	83,196	78,672	84,400	84,400	84,400	7.28%
Deprec & Amort:									
Depreciation Expense	56503	658,652	601,731	610,492	619,586	602,700	602,700	602,700	-2.73%
Deprec & Amort Subtotal:		658,652	601,731	610,492	619,586	602,700	602,700	602,700	-2.73%
Total Other Operating:		3,661,840	3,859,199	4,045,224	4,069,339	4,167,841	4,165,841	4,165,841	2.37%

**Winnebago County
Budget Detail - 2016**

Description	Object	2012 Actual	2013 Actual	2014 Actual	2015 Adopted	2016 Request	2016 Executive	2016 Adopted	% Change From Prior Yr Adopted
Fund - 530 - Park View Health Center									
Debt Payments:									
Debt Principal Payments	57000	2,412,060	3,159,282	2,450,298	2,523,000	2,377,000	2,377,000	2,377,000	-5.79%
Debt Interest Payments	57001	371,796	396,328	152,974	114,000	54,000	54,000	54,000	-52.63%
Debt Service Fees	57002	9,899	37,230	155,976	0	0	0	0	0.00%
Debt Payments Subtotal:		2,793,756	3,592,840	2,759,247	2,637,000	2,431,000	2,431,000	2,431,000	-7.81%
Transfers Out:									
Other Transfers Out	59501	0	0	262,000	0	0	0	0	0.00%
Transfers Out Subtotal:		0	0	262,000	0	0	0	0	0.00%
Other Financing Uses:									
Loss on Disposition of Assets	59508	2,035,452	0	98,992	0	0	0	0	0.00%
Other Financing Uses Subtotal:		2,035,452	0	98,992	0	0	0	0	0.00%
Total Non-Operating Expense:		4,829,207	3,592,840	3,120,239	2,637,000	2,431,000	2,431,000	2,431,000	-7.81%
Expense Total:		22,054,028	20,654,570	20,543,681	20,875,240	20,733,344	20,505,979	20,505,979	-1.77%
Park View Health Center (Levy):		(8,195,667)	(6,385,756)	(6,561,756)	(7,100,447)	(6,815,687)	(6,538,322)	(6,538,322)	-7.92%
Back out depreciation					619,586	602,700	602,700	602,700	
Decrease fund balance					1,100,000	1,500,000	1,500,000	1,500,000	
Park View Health Center Net / (Levy):					(5,380,861)	(4,712,987)	(4,435,622)	(4,435,622)	

**PARK VIEW HEALTH CENTER
PROGRAM BUDGETS**

NAME	NUMBER	LABOR	TRAVEL & MEETINGS	CAPITAL	OTHER EXPENSES	TOTAL EXPENSES	REVENUES	TOTALS BY YEAR			ANNUAL PERCENT INCREASES		
								2016 ADOPTED	2015 ADOPTED	2014 ADOPTED	2016 OVER 2015	2015 OVER 2014	
PARK VIEW HEALTH CENTER								-	-	-	-	-	-
Nursing	53540	10,346,970	525	-	1,499,200	11,846,695	-	11,846,695	12,033,875	11,639,980	(1.6)	3.4	
Revenues							13,967,657	(13,967,657)	(13,774,793)	(13,219,106)	1.4	4.2	
Activities	53541	650,910	-	-	2,400	653,310	-	653,310	642,046	623,284	1.8	3.0	
Revenues							-	-	-	-	-	-	
Social Services	53542	452,189	-	-	-	452,189	-	452,189	458,098	436,364	(1.3)	5.0	
Revenues							-	-	-	-	-	-	
Food & Nutrition	53544	1,033,310	-	-	480,000	1,513,310	-	1,513,310	1,525,487	1,503,965	(0.8)	1.4	
Revenues							-	-	-	-	-	-	
Maintenance	53545	10,095	-	-	623,850	633,945	-	633,945	607,146	601,060	4.4	1.0	
Revenues							-	-	-	-	-	-	
Housekeeping	53546	604,744	-	-	118,235	722,979	-	722,979	722,352	715,634	0.1	0.9	
Revenues							-	-	-	-	-	-	
Laundry	53547	-	-	-	215,000	215,000	-	215,000	220,000	221,000	(2.3)	(0.5)	
Revenues							-	-	-	-	-	-	
Administration	53548	797,095	13,300	-	624,456	1,434,851	-	1,434,851	1,409,650	1,360,169	1.8	3.6	
Revenues							-	-	-	-	-	-	
Unclassified	53559	-	-	-	602,700	602,700	-	602,700	619,586	617,950	(2.7)	0.3	
Revenues							-	-	-	-	-	-	
Debt Principal		-	-	-	2,377,000	2,377,000	-	2,377,000	2,523,000	2,450,000	(5.8)	3.0	
Debt Interest		-	-	-	54,000	54,000	-	54,000	114,000	166,000	(52.6)	(31.3)	
Grand Totals		<u>13,895,313</u>	<u>13,825</u>	<u>-</u>	<u>4,165,841</u>	<u>18,074,979</u>	<u>13,967,657</u>	<u>6,538,322</u>	<u>7,100,447</u>	<u>7,116,300</u>	<u>(7.9)</u>	<u>(0.2)</u>	
Back out depreciation								(602,700)	(619,586)	(585,500)	(2.7)	5.8	
Decrease fund balance								(1,500,000)	(1,100,000)	(750,000)	0.0	100.0	
Tax levy								<u>4,435,622</u>	<u>5,380,861</u>	<u>5,780,800</u>	<u>(17.6)</u>	<u>(6.9)</u>	

SUMMARY BY DIVISION

	<u>Revenues</u>	<u>Expenses</u>	<u>Adjustments</u>	<u>Levy</u>
EDUCATION, CULTURE, & RECREATION				
UW-Fox Valley	\$ 153,532	\$ 307,064	\$ -	\$ 153,532
University Extension	35,750	588,814	-	553,064
Parks	334,497	1,597,516	-	1,263,019
Boat Launch	108,910	118,738	(9,828)	-
	<u>\$ 632,689</u>	<u>\$ 2,612,132</u>	<u>\$ (9,828)</u>	<u>\$ 1,969,615</u>

UW - FOX VALLEY

General Fund - Department: 062
2016 BUDGET NARRATIVE

DEPARTMENT HEAD: Martin Rudd
LOCATION: 1478 Midway Road
Menasha, WI 54952

TELEPHONE: 832-2610

MISSION STATEMENT:

The University of Wisconsin-Fox Valley delivers accessible and high quality university education providing liberal arts and pre-professional instruction that engages students in baccalaureate and professional programs. The learning environment allows our students to seek and discover their potential for leadership, service, and responsible citizenship and encourages life-long learning. UW-Fox Valley serves our community through civic engagement by providing access to information, knowledge and cultural enrichment opportunities. The University of Wisconsin-Fox Valley will be an innovative and responsive educational leader, providing superior education to undergraduate students and improving the quality of life and work in the region.

PROGRAM DESCRIPTION:

Through an agreement made in 1959 with the State of Wisconsin, Winnebago County and Outagamie County jointly own the buildings and grounds of the campus of the University of Wisconsin-Fox Valley. County funding provides for the maintenance and improvement of these campus facilities. The University of Wisconsin, with state, federal and program funds, provide the campus budget for salaries and program expenses, totaling \$8 million for the 2014-2015 fiscal year, with an economic impact on the local economy of \$20 million. Additionally, UWFox students received \$4 million in scholarships, grants, loans, and work-study earnings in 2014-15, adding further to the economic impact in the Fox Valley. The campus web site is <http://www.uwfox.uwc.edu>

The University of Wisconsin-Fox Valley commits itself to the following goals:

- (a) To plan and deliver the freshman-sophomore years of baccalaureate programs and professional studies.
- (b) To place major emphasis on teaching excellence.
- (c) To support the development, testing, and use of effective teaching methods.
- (d) To assess the learning outcomes of our students.
- (e) To foster the development and provide collaborative bachelor's degree programs in high-demand areas for adult learners, including Organizational Administration, Leadership Development, Mechanical Engineering, Electrical Engineering, Engineering Technology, Human Services Leadership and American Studies, in addition to the pursuit of new partnership degrees.
- (f) To provide, in collaboration with UW Oshkosh, an accelerated path for teacher certification and licensure.

- (g) **To expect scholarly activity including research, scholarship and creative endeavor, that supports its programs at the associate degree level.**
- (h) **To serve the citizens in the UW-Fox Valley service area by (1) promoting the integration of the extension function and encouraging faculty and staff to participate in outreach activity through, for example, providing continuing educational programs, (2) facilitating the delivery of programs offered by other University of Wisconsin System institutions.**
- (i) **To participate in inter-institutional relationships including but not limited to private colleges, public schools, other University of Wisconsin institutions, the College of the Menominee Nation, and the Wisconsin Technical College System in order to maximize educational opportunity and resources for the citizens of the area.**
- (j) **To serve the special needs of minority, disadvantaged, disabled and nontraditional students, especially those in immediate service areas.**
- (k) **To provide opportunities for cultural enrichment.**
- (l) **To make available, as a service to business, industry and the general public, the unique professional expertise of the faculty and staff.**

UW - FOX VALLEY

General Fund – Department: 062
2016 BUDGET NARRATIVE

DEPARTMENT HEAD: Martin Rudd
LOCATION: 1478 Midway Road
Menasha, WI 54952

TELEPHONE: 832-2610

2015 ACCOMPLISHMENTS:

1. Achieved enrollment of over 3,500 students in freshman and sophomore courses that lead to a university degree.
2. Served an additional 4,000(+) community members through Continuing Education courses, WisView Network programs and other educational offerings.
3. Served as host site for more than 50 different community and state-wide organization meetings, with hundreds of meetings held on campus during the year.
4. The Communication Arts Center was used more than 325 times for performances, rehearsals, lectures, meetings and other campus and community events.
5. UW-Fox Valley was designated by the Arbor Day Foundation as having achieved Tree Campus USA status recognizing the campus' and counties' commitment to effectively manages its trees; develop connectivity with the community beyond campus borders in order to foster healthy, urban forests; and to engage its student population to utilize service learning opportunities centered on the campus, community and forestry efforts.
6. Through salaries paid and campus purchases, the campus has an economic impact on the local economy of \$20 million.
7. More than four hundred (400+) students enrolled in collaborative baccalaureate degree programs with UW Oshkosh in organizational administration and human services leadership, with UW-Platteville in engineering, and with UW-Stevens Point in general studies. Students are able to complete an undergraduate degree while attending the UWFox campus. Work is underway to expand collaborative degree programs with other UW institutions.
8. The Barlow Planetarium and the Weis Earth Science Museum continued to provide unique, high quality educational opportunities to citizens from around the area and from around the world. These science educational facilities provide one of the best K-12 educational opportunities in the state. In the preceding 12 months, the Barlow Planetarium hosted 450 public shows for more than 9,800 people and 500 school and group

shows to 23,000 students. The Barlow ranks as the highest attended planetarium in the University of Wisconsin System, the second most attended planetarium in Wisconsin, and, nationally, ranks in the top 25% of annual attendance for planetariums associated with universities/colleges. As the only museum to focus on Wisconsin geology, the Weis Earth Science Museum attracts visitors from around the state, the nation and the world. The Weis Earth Science Museum was visited by approximately 10,000 general admissions and 10,000 school children. At the request of area school teachers, this year, the museum has introduced Math and Mining History tours with much success. The museum also provides program fulfillment for hundreds of Scouts annually.

9. The campus art gallery, dedicated to the works of Wisconsin and contemporary artists, sponsored 8 exhibitions during the year including one from Appleton Area School Discounts high school students. In addition to campus students, more than 3,000 visitors from the community viewed the exhibitions and attended talks by the artists.

2016 GOALS & OBJECTIVES:

Goal: Provide educational, cultural, and economic opportunities, primarily to the residents of Winnebago County and Outagamie County.

Objectives:

1. Serve approximately 3,500 students with high-quality, close-to-home, and reasonably priced university education through the sophomore year, and assist those students in completing university degrees through successful transfer.
2. Receive and originate distance learning courses, including compressed video as part of the UW Colleges distance education network.
3. Offer students a well-rounded university experience, including opportunities for out-of-class experiences relevant to their education and similar to those offered to students at any other outstanding university.
4. Serve approximately 4,000 adult residents through continuing education courses and programs including opportunities through distance learning technologies. Support and revamp Plan Commission Network to address emerging local land use issues through cross-program educational programming.
5. Serve approximately 65,000 residents through cultural resources including the University Theatre, Aylward Gallery, Barlow Planetarium, Weis Earth Science Museum, UW-Fox Valley Concert Band, UW-Fox Valley Chorale, community seminars, and meeting facilities.

Goal: Develop, manage, and maintain the buildings and grounds of the campus in an effective and cost-wise way.

Objectives:

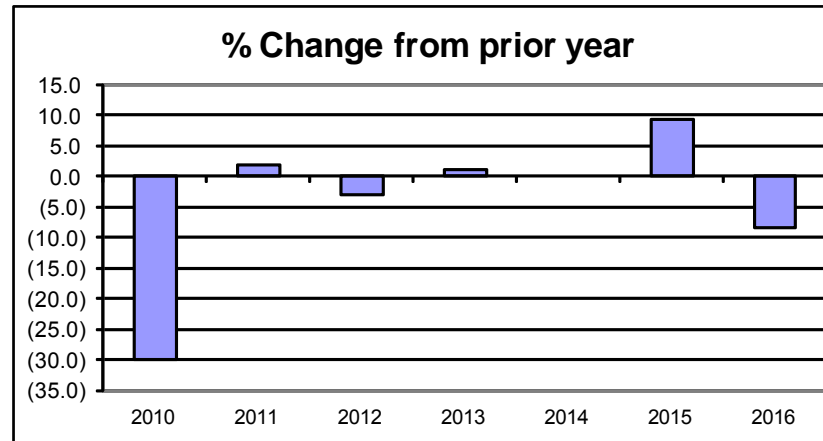
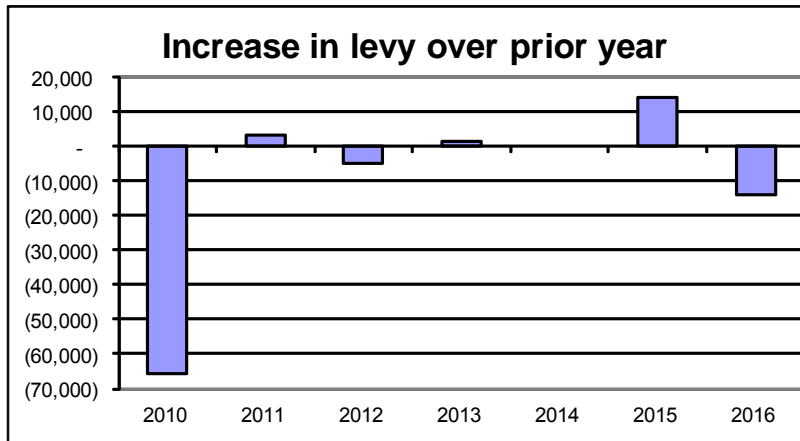
1. Continue development and implementation of an intentional plan for maintenance and repair.
2. Upon approval by the State, implement improvements to facility infrastructure and equipment to increase energy efficiency and sustainability.
3. Continue to work with County leaders to plan for long-range improvements to the facility.

UW - FOX VALLEY

2016 BUDGET NARRATIVE HIGHLIGHTS

DEPARTMENT STAFFING: There are no County staff assigned to this facility.

COUNTY LEVY: The tax levy for 2016 is \$ 153,532, a decrease of \$14,100 or 8.4% under 2015.



SIGNIFICANT CHANGES FROM 2015 ADOPTED - UW - Fox Valley

Account	Amount	Description
Significant changes from 2015		
Tax Levy 2015	\$ 167,632	
Revenue Changes - impact on levy:		
Cost Sharing Allocation	14,100	Decrease reflects level of funding from Outagamie County, which is directly related to total cost since Outagamie County reimburses us 1/2 of the costs of the facility.
Expense Changes - impact on levy:		
Capital - Improvements	(26,911)	Decrease reflects shift from building improvement projects to building maintenance.
Maintenance Buildings	(41,940)	Decrease because more of the maintenance projects will be done using contracted services.
Repair Maintenance Supplies	(5,150)	Decrease based on reflected anticipated costs and to lower the amount of the overall spending for 2016.
Building Repairs - Contracted Service	34,257	Increase because more of the maintenance projects will be done using contracted services.
Property Liability Insurance	5,149	Increase based on projected costs provided by the Finance Department.
Other small changes	6,395	This is a combination of small increases and decreases to revenue and expense accounts.
Tax Levy 2016	\$ 153,532	

Financial Summary UW - Fox Valley

<u>Items</u>	<u>2015 7-Month Actual</u>	<u>2015 12-Month Estimate</u>	<u>2015 Adopted Budget</u>	<u>2015 Adjusted Budget</u>	<u>2016 Adopted Budget</u>
Total Revenues	83,484	172,950	167,632	275,632	153,532
Labor	-	-	-	-	-
Travel	-	-	-	-	-
Capital	55,803	94,455	64,176	119,749	37,265
Other Expenditures	102,525	251,445	271,088	488,123	269,799
Total Expenditures	158,328	345,900	335,264	607,872	307,064
Levy			167,632		153,532

Winnebago County Budget Detail - 2016

Description	Object	2012 Actual	2013 Actual	2014 Actual	2015 Adopted	2016 Request	2016 Executive	2016 Adopted	% Change From Prior Yr Adopted
Department - 062 - UW Fox Valley									
Revenue									
Misc Revenues:									
Other Miscellaneous Revenues	48109	0	46,080	4,371	0	0	0	0	0.00%
Cost Sharing Allocations	48110	132,046	166,975	151,045	167,632	153,532	153,532	153,532	-8.41%
Misc Revenues Subtotal:		132,046	213,055	155,415	167,632	153,532	153,532	153,532	-8.41%
Total Non-Operating Revenue:		132,046	213,055	155,415	167,632	153,532	153,532	153,532	-8.41%
Revenue Total:		132,046	213,055	155,415	167,632	153,532	153,532	153,532	-8.41%
Expense									
Capital Outlay:									
Improvements	58002	6,233	47,985	30,462	64,176	37,265	37,265	37,265	-41.93%
Equipment	58004	0	0	21,730	0	0	0	0	0.00%
Capital Outlay Subtotal:		6,233	47,985	52,191	64,176	37,265	37,265	37,265	-41.93%
Total Capital:		6,233	47,985	52,191	64,176	37,265	37,265	37,265	-41.93%
Operating:									
Agricultural Supplies	53515	794	768	2,479	2,100	2,100	2,100	2,100	0.00%
Small Equipment	53522	547	690	0	1,000	3,000	3,000	3,000	200.00%
Equipment Rental	53551	34	0	0	150	150	150	150	0.00%
Operating Subtotal:		1,375	1,458	2,479	3,250	5,250	5,250	5,250	61.54%
Repairs & Maint:									
Maintenance Buildings	54020	93,909	108,262	6,088	44,340	2,400	2,400	2,400	-94.59%
Maintenance Equipment	54022	26,753	29,801	5,106	0	0	0	0	0.00%
Repair Maintenance Supplies	54024	0	237	39,483	67,600	62,450	62,450	62,450	-7.62%
Equipment Repairs	54029	34,707	9,901	0	0	0	0	0	0.00%
Repairs & Maint Subtotal:		155,369	148,201	50,677	111,940	64,850	64,850	64,850	-42.07%

**Winnebago County
Budget Detail - 2016**

Description	Object	2012 Actual	2013 Actual	2014 Actual	2015 Adopted	2016 Request	2016 Executive	2016 Adopted	% Change From Prior Yr Adopted
Department - 062 - UW Fox Valley									
Contractual Services:									
Pest Extermination	55002	721	612	561	710	710	710	710	0.00%
Snow Removal	55003	31,972	75,996	74,473	59,424	60,019	60,019	60,019	1.00%
Grounds Maintenance	55007	13,524	11,256	18,698	32,200	36,000	36,000	36,000	11.80%
Building Repairs	55008	33,901	65,712	76,742	37,300	71,557	71,557	71,557	91.84%
Architect Engineer	55019	0	4,875	0	0	0	0	0	0.00%
Contractual Services Subtotal:		80,118	158,451	170,474	129,634	168,286	168,286	168,286	29.82%
Insurance Expenses:									
Prop Liab Insurance	76000	22,104	22,824	26,268	26,264	31,413	31,413	31,413	19.60%
Insurance Expenses Subtotal:		22,104	22,824	26,268	26,264	31,413	31,413	31,413	19.60%
Total Other Operating:		258,966	330,934	249,898	271,088	269,799	269,799	269,799	-0.48%
Expense Total:		265,199	378,919	302,089	335,264	307,064	307,064	307,064	-8.41%
UW Fox Valley Net/(Levy):		(133,153)	(165,864)	(146,674)	(167,632)	(153,532)	(153,532)	(153,532)	-8.41%

UW - EXTENSION

General Fund – Department: 064
2016 BUDGET NARRATIVE

DEPARTMENT HEAD: Christine Kniep
LOCATION: Winnebago County
625 E. County Road Y Suite 600
Oshkosh, WI 54901-9774

TELEPHONE: 232-1980

MISSION STATEMENT:

To provide Winnebago County residents with access to university resources and opportunities to engage in lifelong learning, wherever they live and work. Programs support the community, organizations, youth, families, and agriculture. To ensure educational programs meet local needs, staff seek input from residents and community leaders throughout Winnebago County.

PROGRAM DESCRIPTION:

COMMUNITY, NATURAL RESOURCE and ECONOMIC DEVELOPMENT:

Programs strengthen the ability of citizens, organizations, community leaders, and local officials to identify and solve critical community needs and issues. Focus is placed on local government, community development, natural resource management, and community economic development. The Natural Resources Program for the Lake Winnebago System, housed in Winnebago County, focuses on building partnerships to address natural resource issues.

4-H YOUTH DEVELOPMENT:

Wisconsin's 4-H mission: "UW-Extension 4-H Youth Development integrates research, education, and community-based partnerships, enabling youth to learn and practice skills to be productive citizens." Focus on positive youth development brings a diverse and changing population of youth, adults, and families together to learn, share, and grow in supportive neighborhood groups, 4-H clubs, school enrichment programs, county collaborations, and educational activities.

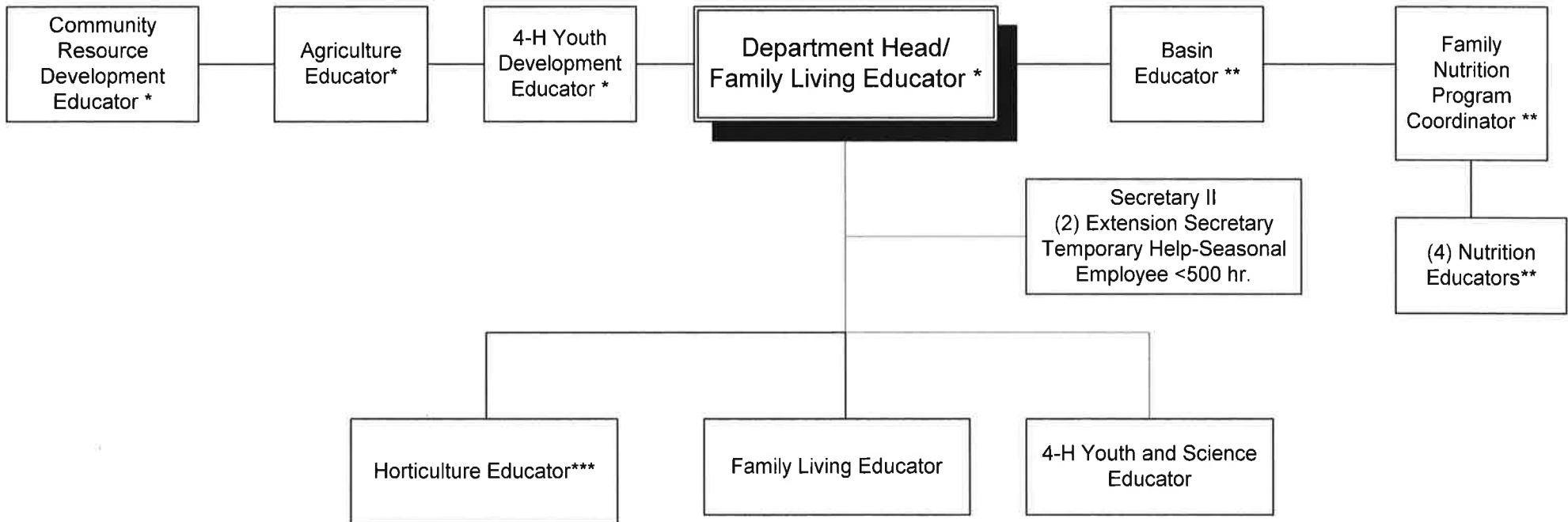
FAMILY LIVING EDUCATION:

Programs provide education promoting family strengths and help communities become positive environments for family life. Programs respond to issues identified by county needs assessments to help families and individuals make decisions about family relations/parenting, money management/maximizing resources, food safety and quality, housing, environmental resources, and strengthening community/family partnerships. Programs and collaborative efforts with agencies focus on building community capacity to deal with family issues and concerns. The Family Nutrition Program targets food stamp eligible families with nutrition and food safety information.

AGRICULTURE, HORTICULTURE, and NATURAL RESOURCES:

Agriculture programs are designed to provide farm operators and rural landowners with the latest information to empower them to improve crop and animal production practices, building and facilities, environmental protection, and marketing. On-farm research and demonstration is emphasized. Youth with agricultural interests are trained in farmstead safety and raising quality livestock. Horticulture programs provide an educational foundation for the use, production, and maintenance of horticulture in an environmentally responsible manner. Programs focus on developing the knowledge and skills of Master Gardener Volunteers in order to empower them to respond to home horticulture inquiries and provide community service and environmental stewardship to the communities of the County. Through the community gardens initiative, leadership and support are provided to garden sites so that people may be able to raise food for their families.

U.W. EXTENSION SERVICES



* UW Position with County Supplement
 ** State or Grant funded position
 *** UW Position with full county funding
 (Rest of positions are fully county funded)

UW - EXTENSION

**General Fund – Department: 064
2016 BUDGET NARRATIVE**

DEPARTMENT HEAD: Christine Kniep
LOCATION: Winnebago County
625 E. County Road Y Suite 600
Oshkosh, WI 54901

TELEPHONE: 232-1980

2015 ACCOMPLISHMENTS:

- 1. Programs and resources were developed to meet the educational needs identified in multiple planning processes and community needs assessments. Educational outreach included direct teaching, one-on-one counseling, department and university website posts, displays, newspaper, radio, and television.**
- 2. Partnered with the afterschool programs in Neenah and Oshkosh school districts to provide direct programming to approximately 100 students in the areas of STEM (Science, Technology, Engineering and Math), agriculture, world cultures, and leadership development.**
- 3. Worked with the Winnebago County 4-H Leaders' Association Board of Directors to provide leadership to the 4-H program.**
- 4. Implemented the GEMS (Generate, Educate, Mobilize, Sustain) Model for 4-H volunteers. Incorporated UW-Oshkosh Collegiate 4-H members into program.**
- 5. Provided education, research, and organizational development support for local units of government to identify business needs, policy approaches, and organizational responses to issues, including Future Neenah/BID planning, Menasha Business Group, and a newly forming Menasha Neighborhood association.**
- 6. Provided Plan Commissioner education and networking through the Winnebago Plan Commission Network, including skill building workshops (Colors and Conflict Management) and Plan Commissioner orientation workshops for newly appointed town, village and city commissioners and clerks.**
- 7. Supported multi-county collaborative effort of counties surrounding Lake Winnebago to engage stakeholders in issue identification and prioritization.**

8. Worked with community agencies and groups on organizational capacity building, strategic and business planning, and evaluation, including groups such as: Oshkosh Area Community Pantry, Butte des Morts Historical Society, THRIVE Fox Valley, Make the Ride Happen, Neenah-Menasha Fire Department, Oshkosh Women and Poverty Study, Hub, and Hunger Task Force.
9. Collaborated with Land and Water Conservation to train farm operators to write and implement their own nutrient management plans.
10. Provided urban forestry workshop series in cooperation with WDNR and UWEX, reaching more than 150 people from over 50 municipalities/businesses.
11. Plant Health Advisors, who are specially trained Master Gardeners, responded to over 300 horticulture calls and 55 “walk-in” requests. Winnebago County Master Gardeners volunteered 6,484 hours to local communities/organizations and participated in over 2,000 hours of continuing education.
12. Provided oversight to Sherman Road Community Garden, providing 150 garden plots and serving 92 households.
13. Delivered agricultural education programming to over 3,500 community members at the 2015 Breakfast on the Farm. Provided additional workshops and seminars related to Farm Program ARC/PLC, Meat Animal Quality Assurance, Tractor Safety, and Nutrient Management Training.
14. Worked with area landlords, local Housing Authorities and the Winnebagoland Housing Coalition to deliver Tenant and Landlord Education.
15. Partnered with community agencies, including Forward Services, Parent Connection, Head Start, Department of Correction, Christine Ann Center, and Oshkosh Area Community Pantry to teach life skill classes on financial management, healthy relationships, decision making, and housing.
16. Worked with area food pantries, meal programs, WIC, and libraries on safe and nutritious food supply, including workshops on food safety, food storage, food preservation, and food security.
17. Coordinated meetings/use of JP Coughlin Center for nearly 1,000 county department, county-board supervisors, and community group meetings.

2016 GOALS & OBJECTIVES:

1. Work with community partners to expand 4-H STEM (Science, Technology, Engineering, and Math)/Youth Development opportunities.
2. Provide leadership, training, and educational opportunities for 4-H youth leaders and 4-H adult volunteers on relevant youth development and volunteer development topics, integrating mobile technology throughout the program.
3. Inventory programs supporting Winnebago County youth, and facilitate assessment of youth issues and concerns.

- 4. Provide training, facilitation, and process support for agency staff and community organizations on organizational development, strategic planning, evaluating outcomes, and evaluation strategies to improve their capacity to use resources efficiently and make an impact in the community.**
- 5. Support and revamp Plan Commission Network to address emerging local land use issues through cross-program educational programming.**
- 6. Bring business development and transition resources to rural parts of Winnebago County, and investigate opportunities for connecting with workforce development programming with UWEX programs.**
- 7. Support water quality initiatives focused on public outreach and better collaboration among counties surrounding the Lake Winnebago system.**
- 8. Implement new agriculture research projects, field demonstrations, and education emphasizing cover crops and reduced tillage.**
- 9. Provide workshops/training for municipal employees, Master Gardener Volunteers, and the general public on horticulture, environment, and sustainability.**
- 10. Work with community agencies and organizations to help families set priorities and use sound decision-making practices to meet basic needs, obtain affordable housing, develop money management skills, and strengthen families.**
- 11. Partner with community agencies to target parents with young children and parents of teens using technology-based resources.**
- 12. Provided workshops for agencies and the general public on enhancing resiliency skills and addressing family changes across the lifespan.**
- 13. Partner with community agencies and organizations to meet the education and resource needs of limited income individuals and families.**
- 14. Update JP Coughlin meeting rooms, reservation system, and support services.**

UW-EXTENSION

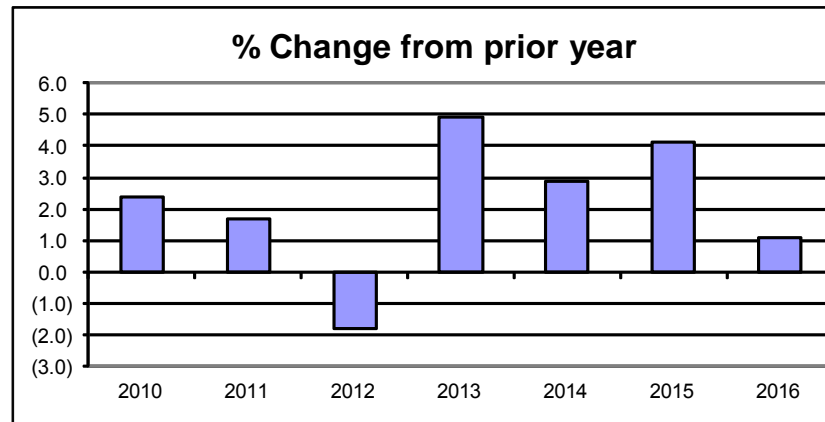
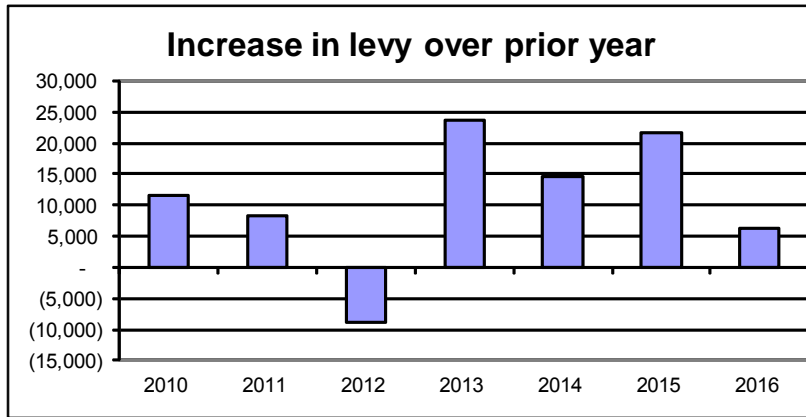
General Fund – Department: 064 2016 BUDGET NARRATIVE HIGHLIGHTS

DEPARTMENT STAFFING:

	2007	2008	2009	2010	2011	2012	2013	2014	2015	2016
Full Time	8	8	8	9	9	9	9	9	10	6
Part Time	2	2	2	0	0	0	0	1	0	0
Total	10	10	10	9	9	9	9	10	10	6

There are no changes to the department staffing table in 2016. The decrease is due to removing state employees that are not fully funded by the County to be consistent with the reporting in other areas.

COUNTY LEVY: The tax levy for 2016 is \$553,064, an increase of \$6,229 or 1.1% over 2015.



SIGNIFICANT CHANGES FROM 2015 ADOPTED - University Extension

Account	Amount	Description
Significant changes from 2015		
Tax Levy 2015	\$ 546,835	
Revenue Changes - impact on levy:		
Forms Copies Etc.	3,000	Decrease based on the discontinuation of purchasing literature for 4-H and multiple hard copy publications.
Program Fees	7,500	Decrease based on a change in registration procedures for horticulture programs - had handled funds for multiple counties, will only be handling funds for Winnebago County programs.
Expense Changes - impact on levy:		
Regular Pay	(20,739)	Decrease due to staff changes. Secretary II position and Family Living Educator were both at top of pay range, new employees are at lowest levels of pay range.
Health Insurance	(17,886)	Decrease due to staff changes. Secretary II position and Family Living Educator both had family health care coverage. Secretary II position is single coverage and Family Living Educator did not take any health insurance.
Agricultural Supplies	7,750	Increase due to hoop house construction, alternative planting options, and test plots for demonstration of alternative agriculture methods.
Small Equipment	12,000	Increase due to upgrades to PA system for JP Coughlin Meeting rooms to provide multiple microphones for rooms and separate units for Rooms A & B. Addition of hearing loop and/or amplified system for hearing impaired audiences.
Other small changes	14,604	This is a combination of small increases and decreases to revenue and expense accounts.
Tax Levy 2016	\$ 553,064	

Financial Summary University Extension

Items	2015 7-Month Actual	2015 12-Month Estimate	2015 Adopted Budget	2015 Adjusted Budget	2016 Adopted Budget
Total Revenues	28,923	39,075	46,100	46,100	35,750
Labor	127,096	224,577	278,387	278,387	238,031
Travel	6,233	16,423	15,325	15,325	17,420
Capital	123,816	125,000	-	151,650	-
Other Expenditures	135,254	300,330	299,223	310,938	333,363
Total Expenditures	392,399	666,330	592,935	756,300	588,814
Levy			546,835		553,064

Note:

The big increase from the adopted to adjusted budget is primarily due to carrying over the \$100,000 which was budgeted in 2014 to build a storage building.

**Winnebago County
Budget Detail - 2016**

Description	Object	2012 Actual	2013 Actual	2014 Actual	2015 Adopted	2016 Request	2016 Executive	2016 Adopted	% Change From Prior Yr Adopted
Department - 064 - University Extension									
Revenue									
Intergov Rev:									
WI Dept of Administration	42002	0	7,866	2,586	8,500	8,500	8,500	8,500	0.00%
WI Dept of Justice	42018	4,267	3,958	4,493	4,000	4,000	4,000	4,000	0.00%
Intergov Rev Subtotal:		4,267	11,824	7,079	12,500	12,500	12,500	12,500	0.00%
Public Services:									
Other Fees	45002	3,548	759	30	1,000	1,000	1,000	1,000	0.00%
Forms Copies Etc	45003	6,638	7,000	2,511	6,000	3,000	3,000	3,000	-50.00%
Mail Service Revenue	45015	1,932	4,267	5,630	4,500	4,500	4,500	4,500	0.00%
Garden Fees	45054	2,058	2,117	2,315	2,100	2,250	2,250	2,250	7.14%
Program Fees	45055	20,717	19,771	24,964	20,000	12,500	12,500	12,500	-37.50%
Public Services Subtotal:		34,892	33,914	35,449	33,600	23,250	23,250	23,250	-30.80%
Total Operating Revenue:		39,159	45,738	42,528	46,100	35,750	35,750	35,750	-22.45%
Revenue Total:		39,159	45,738	42,528	46,100	35,750	35,750	35,750	-22.45%
Expense									
Wages:									
Regular Pay	51100	162,688	181,690	181,341	192,213	171,474	171,474	171,474	-10.79%
Temporary Employees	51101	0	0	0	500	2,000	2,000	2,000	300.00%
Overtime	51105	59	1,355	190	300	600	600	600	100.00%
Comp Time	51108	379	458	583	300	600	600	600	100.00%
Payroll Sundry Account	51190	0	0	2,473	0	0	0	0	0.00%
Wages Subtotal:		163,126	183,502	184,587	193,313	174,674	174,674	174,674	-9.64%

**Winnebago County
Budget Detail - 2016**

Description	Object	2012 Actual	2013 Actual	2014 Actual	2015 Adopted	2016 Request	2016 Executive	2016 Adopted	% Change From Prior Yr Adopted
Department - 064 - University Extension									
Fringes Benefits:									
FICA Medicare	51200	11,656	13,579	13,649	14,743	13,363	13,363	13,363	-9.36%
Health Insurance	51201	49,529	48,117	48,108	52,898	35,012	35,012	35,012	-33.81%
Dental Insurance	51202	3,240	3,203	3,047	3,218	2,479	2,479	2,479	-22.96%
Workers Compensation	51203	430	574	206	165	147	147	147	-10.91%
Unemployment Comp	51204	2,094	0	0	0	0	0	0	0.00%
WI Retirement	51206	9,639	12,158	12,724	13,070	11,396	11,396	11,396	-12.81%
Fringe Benefits Other	51207	621	680	1,157	980	960	960	960	-2.04%
Fringes Benefits Subtotal:		77,207	78,312	78,891	85,074	63,357	63,357	63,357	-25.53%
Total Labor:		240,333	261,815	263,478	278,387	238,031	238,031	238,031	-14.50%
Travel:									
Registration Tuition	52001	3,070	3,241	2,502	3,500	4,500	4,500	4,500	28.57%
Automobile Allowance	52002	6,414	6,394	5,470	7,000	7,200	7,200	7,200	2.86%
Commercial Travel	52004	345	2,143	0	2,000	2,000	2,000	2,000	0.00%
Meals	52005	596	229	439	325	450	450	450	38.46%
Lodging	52006	2,123	1,119	1,918	1,900	2,640	2,640	2,640	38.95%
Other Travel Exp	52007	174	278	177	200	205	205	205	2.50%
Taxable Meals	52008	168	159	425	400	425	425	425	6.25%
Travel Subtotal:		12,889	13,563	10,932	15,325	17,420	17,420	17,420	13.67%
Total Travel:		12,889	13,563	10,932	15,325	17,420	17,420	17,420	13.67%
Capital Outlay:									
Buildings	58001	0	0	16,600	0	0	0	0	0.00%
Equipment	58004	0	0	20,881	0	0	0	0	0.00%
Capital Outlay Subtotal:		0	0	37,481	0	0	0	0	0.00%
Total Capital:		0	0	37,481	0	0	0	0	0.00%

**Winnebago County
Budget Detail - 2016**

Description	Object	2012 Actual	2013 Actual	2014 Actual	2015 Adopted	2016 Request	2016 Executive	2016 Adopted	% Change From Prior Yr Adopted
Department - 064 - University Extension									
Office:									
Office Supplies	53000	5,890	4,303	3,967	6,500	5,000	5,000	5,000	-23.08%
Stationery and Forms	53001	711	800	1,224	750	1,200	1,200	1,200	60.00%
Printing Supplies	53002	2,347	2,462	2,246	2,800	2,800	2,800	2,800	0.00%
Print Duplicate	53003	4,890	3,888	2,872	4,500	4,500	4,500	4,500	0.00%
Postage and Box Rent	53004	3,257	6,125	5,461	5,250	5,500	5,500	5,500	4.76%
Computer Software	53006	226	140	0	200	200	200	200	0.00%
Telephone	53008	1,808	1,579	2,522	2,000	4,500	4,500	4,500	125.00%
Long Distance	53011	0	0	0	0	0	0	0	0.00%
Wireless	53012	282	0	0	300	0	0	0	-100.00%
Voice and Data Cabling	53014	0	0	96	250	250	250	250	0.00%
Office Subtotal:		19,411	19,296	18,389	22,550	23,950	23,950	23,950	6.21%
Operating:									
Advertising	53500	401	348	2,766	450	500	500	500	11.11%
Subscriptions	53501	1,445	987	1,115	1,500	2,000	2,000	2,000	33.33%
Membership Dues	53502	1,035	900	1,034	1,100	1,500	1,500	1,500	36.36%
Agricultural Supplies	53515	3,164	4,122	5,991	4,250	12,000	12,000	12,000	182.35%
Household Supplies	53516	192	189	102	250	250	250	250	0.00%
Food	53520	2,671	3,043	5,506	6,000	6,000	6,000	6,000	0.00%
Small Equipment	53522	269	514	2,290	1,500	13,500	13,500	13,500	800.00%
Other Operating Supplies	53533	6,412	12,901	5,174	4,600	5,000	5,000	5,000	8.70%
Automobile Allowance-Other	53538	9	38	0	0	0	0	0	0.00%
Meals Other	53541	18	5	0	0	0	0	0	0.00%
Auto Allowance Taxable	53546	26	115	0	0	0	0	0	0.00%
Motor Fuel	53548	150	25	256	150	200	200	200	33.33%
Building Rental	53550	0	0	0	200	200	0	0	-100.00%
Other Rents and Leases	53552	15	95	0	600	600	600	600	0.00%
Small Equipment Technology	53580	4,186	4,613	4,259	2,500	5,000	5,000	5,000	100.00%
Print Duplicate	73003	16,696	17,793	18,372	17,500	20,000	20,000	20,000	14.29%
Postage and Box Rent	73004	300	619	478	550	550	550	550	0.00%
Motor Fuel	73548	2,072	1,567	666	2,000	3,000	3,000	3,000	50.00%
Operating Subtotal:		39,060	47,873	48,010	43,150	70,300	70,100	70,100	62.46%

**Winnebago County
Budget Detail - 2016**

Description	Object	2012 Actual	2013 Actual	2014 Actual	2015 Adopted	2016 Request	2016 Executive	2016 Adopted	% Change From Prior Yr Adopted
Department - 064 - University Extension									
Repairs & Maint:									
Small Hardware	54008	13	0	285	100	100	100	100	0.00%
Maintenance Equipment	54022	1,884	1,309	1,095	1,000	1,000	1,000	1,000	0.00%
Maintenance Vehicles	54023	47	0	0	150	150	150	150	0.00%
Equipment Repairs	54029	537	200	0	300	300	300	300	0.00%
Maintenance Vehicles	74023	584	555	800	250	800	800	800	220.00%
Equipment Repairs	74029	891	1,122	1,421	1,485	1,650	1,650	1,650	11.11%
Repairs & Maint Subtotal:		3,956	3,187	3,601	3,285	4,000	4,000	4,000	21.77%
Contractual Services:									
Data Processing	55013	1,160	400	780	850	850	850	850	0.00%
Other Contract Serv	55030	129,974	177,001	150,172	226,700	230,750	230,750	230,750	1.79%
Contractual Services Subtotal:		131,134	177,401	150,952	227,550	231,600	231,600	231,600	1.78%
Insurance Expenses:									
Prop Liab Insurance	76000	2,532	2,748	2,412	2,688	3,713	3,713	3,713	38.13%
Insurance Expenses Subtotal:		2,532	2,748	2,412	2,688	3,713	3,713	3,713	38.13%
Total Other Operating:		196,093	250,505	223,364	299,223	333,563	333,363	333,363	11.41%
Expense Total:		449,316	525,882	535,254	592,935	589,014	588,814	588,814	-0.70%
University Extension Net/(Levy):		(410,156)	(480,144)	(492,726)	(546,835)	(553,264)	(553,064)	(553,064)	1.14%

PARKS

General Fund – Division: 065
2016 BUDGET NARRATIVE

DEPARTMENT HEAD: Robert A. Way
LOCATION: Winnebago County
625 East County Road Y
Oshkosh, WI 54901

TELEPHONE: 232-1961

MISSION STATEMENT:

To provide for the physical maintenance and development of County-owned park lands; facilitate recreational programming; provide access to, and navigation aides for, the major bodies of water; provide multi-use recreation trails; and promote the use of the County Exposition grounds for the annual County Fair and other special events.

PROGRAM DESCRIPTION:

PARKS Provide park sites that can serve as a destination with enough and varied support facilities to provide for a daylong recreation experience on the site.

BOAT LANDINGS Provide quality boat launch sites on major bodies of water that possess site amenities and can serve as day use park sites for boaters and non-boaters alike.

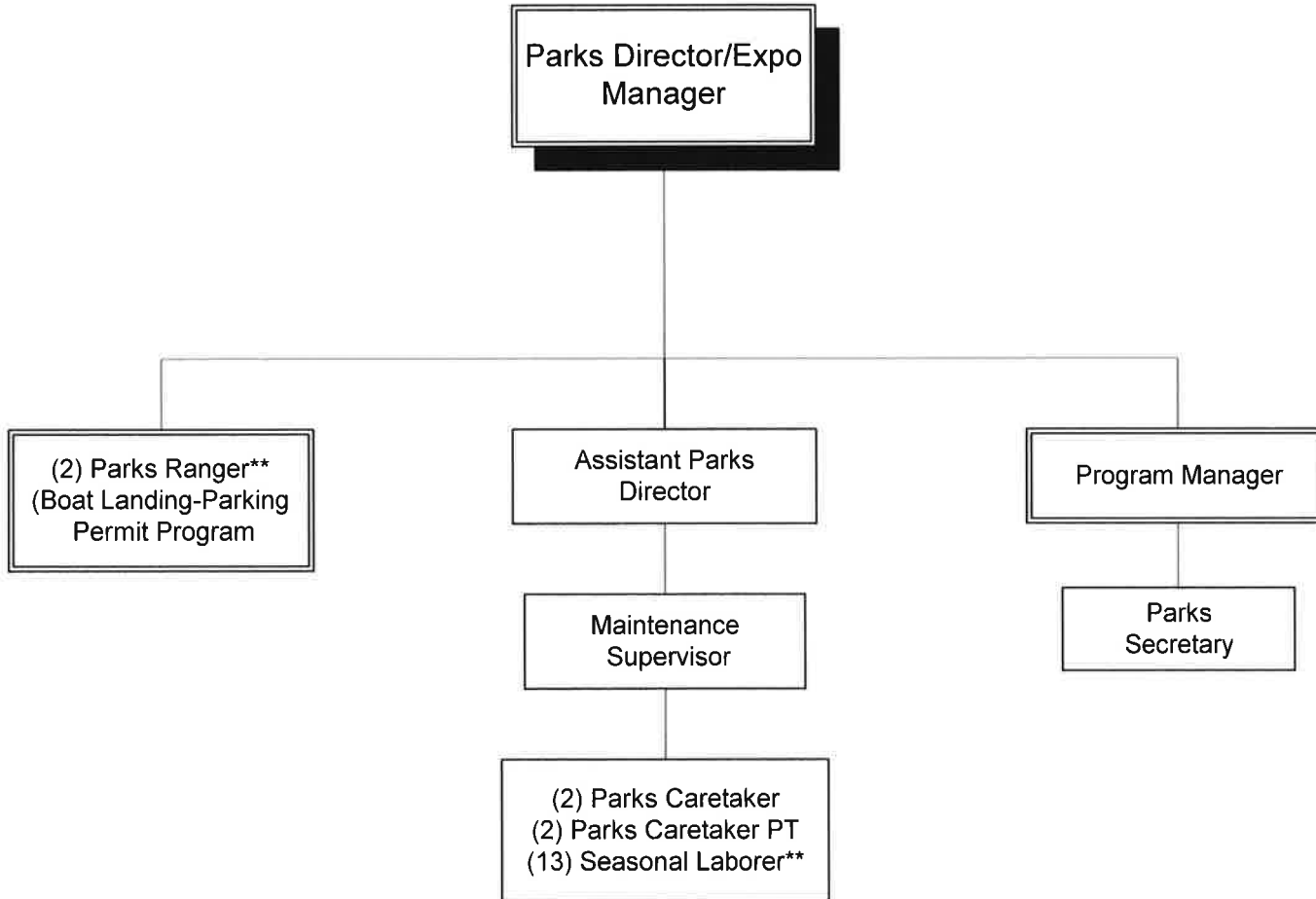
NAVIGATION AIDS Mark major navigation channels throughout the Winnebago County lakes system with both lighted and unlighted buoys to assist boaters in reaching their destination.

RECREATION TRAILS Provide multipurpose trail corridors through ownership and leasing for a variety of recreational activities.

EXPO CENTER Provide a facility where a wide variety of events, festivals, competitive shows and meeting/training sessions can occur.

PRESERVATION AND CONSERVATION AREAS Provide for perpetuation of sensitive lands and areas of historical, archaeological or vegetative significance.

PARKS



** Unclassified Position

PARKS

General Fund – Division: 065
2016 BUDGET NARRATIVE

DEPARTMENT HEAD: Robert A. Way
LOCATION: Winnebago County
625 East County Road Y
Oshkosh, WI 54901

TELEPHONE: 232-1961

2015 ACCOMPLISHMENTS:

1. Following completion of the Community Park roadway and shared use path improvements the department has continued to enhance the assets of the property through signage updating and added amenities within the Community Park to provide more options for activities. These included, bean bag toss, volleyball nets, outdoor ping pong table, and a water bottle filler, along with rental kits for each activity. A kiosk with bike rack and air pump were installed for use along the path by the Oshkosh Cycling Club.
2. Received second consecutive Partner in Tourism Award from OCVB for the Sunnyview Expo Center's impact on tourism in Winnebago County. Received USA National Recreation Trail designation from the US Dept. of the Interior for the Tribal Heritage Crossing. Displayed photos of the Tribal Heritage Crossing at American Trails Symposium conference special bridge trail gallery.
3. Performed a major overhaul of the Expo outdoor main arena and practice rings involving the extension of new drain tile, addition of a large volume of footing material, extensive time and attention spent on grading and contouring, and a sizeable investment in labor and resources dedicated towards fencing and gate improvements. The ROI tied to reconstruction of the outdoor arenas proved better than anticipated in terms of it having not only alleviated clients' concerns over safety and quality but it has dissuade several horse shows from considering moving to other facilities and helped draw several shows back to the Expo.
4. Continued to work with both the Highway Department and the Health Department in development of county-wide bike/ped plan as well as actively partnered with ReThink!, addressing health and wellness needs for active communities as leadership council liaison, Real Happy Hour, and Health in Planning.
5. Instituted a process which utilizes seasonal labor to provide for better protection and upkeep of Parks properties during weekday and weekend p.m. hours.

6. Engaged in repairs at Eureka Boat Landing that involved the correcting of seawall and ramp deficiencies in the north launch bay that provides river access.
7. Completed the last phase of trail resurfacing along the southwest leg of the Mascoutin State Recreation Trail.
8. Utilized excess fill material from the Community Park improvement project to introduce needed landscaping at strategic locations throughout the park.
9. Parks engaged in the wholesale replacement of the 50+ dock bumpers installed along the harbor seawall at Black Wolf Boat Landing.
10. Improved the efficiencies of mower trailering operations through use of new equipment that now allows seasonals to more safely load and trailer equipment.
11. Have replaced 45 of 50 total trees lost as a result of measures taken to accommodate the Community Park roadway and shared use path improvement project.
12. Developed three marketing campaigns: the Trail Ambassador Program; Picture Yourself in Winnebago County Park – in conjunction with Parks’ radio and newspaper sponsors; and, an economic impact survey – in conjunction with OCVB and ECWRPC. Additionally, the Parks produced the 25th Anniversary Commemorative Booklet for Sunnyview Expo Center signifying 25 years at the current site.
13. Completed ADA Self Evaluation as required by the US Dept. of Justice.

2016 GOALS AND OBJECTIVES:

1. Finalize and commence to engage in the department’s multi-phase plan for dealing with the coming Emerald Ash Borer infestation on Parks properties.
2. Perform a comprehensive assessment of roof conditions on each of the Parks Department’s 31 buildings as well as a preventive maintenance metric.
3. Continue to pursue grant sources from which to derive monies necessary to fully fund the purchase of a seasonal kayak–canoe launch/fishing pier that will thereafter be installed at Asylum Point Park.
4. Engage in efforts to increase the volume and diversity of tree stock on the grounds of both the Community Park and the Sunnyview Exposition Center.

5. **Expand the parking lot at Osh-O-Nee Boat Landing in order to decrease the amount of vehicle/trailer parking occurring on Town of Vinland roads that lie outside the boat landing perimeter. As part of the same project, introduce structure(s) along the north side of the main parking lot intended to both improve on-site drainage as well as to curtail the damage caused by vehicles riding on adjacent turf.**
6. **Depending upon the precipitation factors affecting the condition of the Community Park prairie areas in mid-spring, make another attempt at instituting the first phase of a multi-year plan to engage in contracted burning activities aimed at rejuvenating the park's prairie habitat.**
7. **Continue to engage in efforts to enhance the quality of shoreline fishing in Community Park Pond #2 through the addition of fish cribs and fish stock.**
8. **With the installation of the first of three modular playground segments planned for the area northwest of Community Park Shelter #2, proceed to institute the prescribed landscaping plan intended to facilitate future additions to the site that adhere to its designated theme of Universal Design.**
9. **Increase the focus and intensity of department efforts in dealing with encroachment of invasives into both sensitive as well as programmable Parks properties.**
10. **Begin first phase of a multi-year effort to convert the lighting system within the Expo Center Covered Arena from use of metal halide over to LED lamps.**
11. **Build upon the significant upgrades already made to the Community Park archery range that include improved target receptacles, enhanced berming, and the addition of a handicap accessible path. Subsequent upgrades are to involve extensive shrub plantings for increased screening, improved signage, and the installation of up to 6 bow stands along the newly formed firing line, each constructed via use of in-house resources.**
12. **Enter into a multi-year contract with Life Promotions to conduct future Lifest Music Festivals, while continuing to work closely with the OCVB to bring additional community-wide events to the Sunnyview Expo Center as well as other Parks venues.**
13. **Provide for better identification and exposure of the Coughlin Natural Area entranceway through use of additional benches, signage, tree plantings, and landscape features.**
14. **Following acceptance of a sufficient donation provided by the Friends of Winnebago County Dog Parks, Inc., work with the organization in the planning and subsequent installation of a 1 inch waterline into the Community Park Dog Park to be used as a water source for visiting canines.**
15. **Resume efforts to rehab the trail surface along the WIOUWASH State Recreation Trail from Larsen south to Breezewood Road.**

PARKS

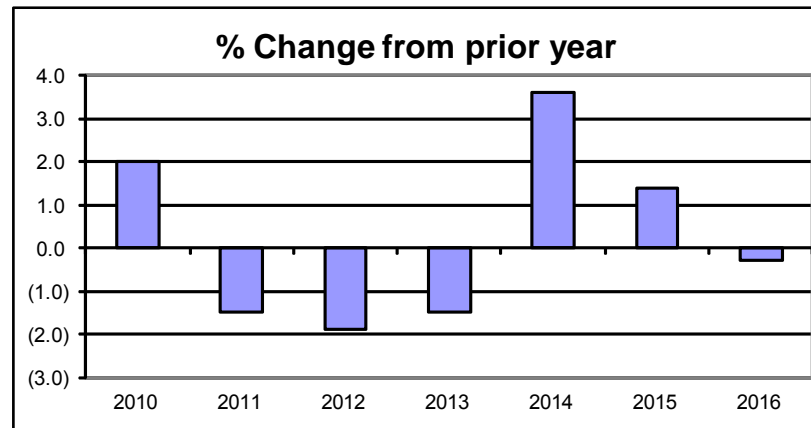
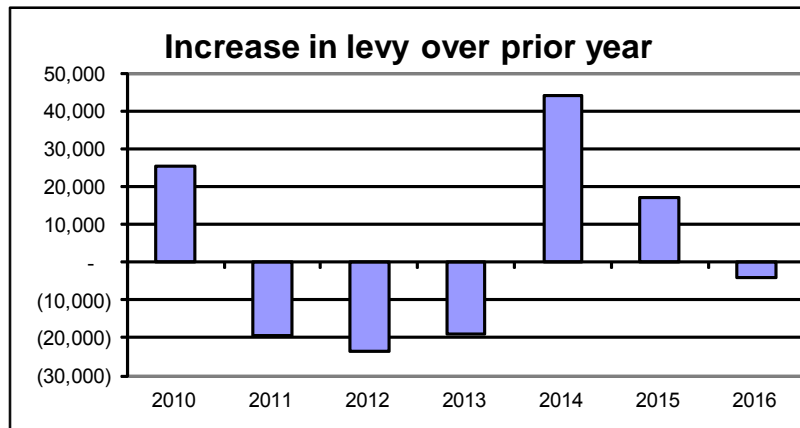
General Fund – Division: 065 2016 BUDGET NARRATIVE HIGHLIGHTS

DEPARTMENT STAFFING:

	2007	2008	2009	2010	2011	2012	2013	2014	2015	2016
Full Time	10	10	7	7	6	6	6	6	6	7
Part Time	2	2	2	2	2	2	2	2	2	2
Total	12	12	9	9	8	8	8	8	8	9

There is a new full time parks caretaker added to the 2016 staffing table. This will eliminate the need for four seasonal (unclassified) positions.

COUNTY LEVY: The 2016 net levy is \$1,263,019, a decrease of \$3,902 or 0.3% under 2015.



SIGNIFICANT CHANGES FROM 2015 ADOPTED - Parks

Account	Amount	Description
Significant changes from 2015		
Tax Levy 2015	\$ 1,266,921	
Significant changes to revenues:		
Other Grantor Agencies	(33,650)	Increase based on the fishing dock and kayak launch at Asylum Point.
Rental Revenues	(30,000)	Increase based on two (2) horse shows returning and two (2) new big events.
Concession Revenue	5,050	Decrease based on the loss of 4 Pepsi machines.
Significant changes to expenses:		
Regular Pay	41,141	Increase based on the addition of one (1) full-time caretaker position.
Temporary Employees	(28,000)	Decrease based on the elimination of four (4) seasonal positions. They are being replace with a full time Parks Caretaker, provided the Board approves of this addition.
Health Insurance	33,624	Increase based on the addition of one (1) full-time caretaker position that would likely take insurance. Other parts of the increase are based on changes in types of coverage requested and changes in health care costs.
Dental Insurance	3,262	Increase based on the addition of one (1) full-time caretaker position.
Unemployment Compensation	(6,000)	Decrease based on the elimination of four (4) seasonal positions. They no longer qualify for unemployment benefits.
Capital - Improvements	78,650	Increase based on the purchase of fishing pier, kayak launch, and playground set.
Capital - Equipment	(33,000)	Decrease based on less equipment needs for 2016, only purchase is new tool cat.
Maintenance Grounds	(3,400)	Decrease based on less roadway and mowing with the park project being complete.
Maintenance Grounds - interfund	(9,900)	Decrease based on the reduction of highway projects.
Water and Sewer	11,500	The increase is mostly the result of the parks roadway project. There is more impervious surface are as a result of the project, widening the road, etc. The storm water fee is based on these surfaces.
Vehicle Repairs	(6,000)	Decrease based on vehicle repair costs declining in the past few years.
Grounds Maintenance	(17,900)	Navigation aide is being budgeted more in line with past history.
Building Repairs	(17,000)	There were more repair projects planned in 2015. The department will be doing some repairs in house instead of contracting. Reduction in contracted barn window annual replacements.
Property Liability Insurance	4,247	Increase in insurance rates from the Wisconsin Local Government Property Insurance Fund.
Other small changes	3,474	This is a combination of small increases and decreases to revenue and expense accounts.
Tax Levy 2016	\$ 1,263,019	

Financial Summary
Parks (Excludes Boat Launch)

<u>Items</u>	<u>2015 7-Month Actual</u>	<u>2015 12-Month Estimate</u>	<u>2015 Adopted Budget</u>	<u>2015 Adjusted Budget</u>	<u>2016 Adopted Budget</u>
Total Revenues	179,081	275,687	282,847	782,847	334,497
Labor	343,841	601,098	609,527	609,527	652,828
Travel	758	3,220	1,810	1,810	3,425
Capital	76,204	81,000	83,000	583,000	128,650
Other Expenditures	393,673	804,804	855,431	880,114	812,613
Total Expenditures	814,476	1,490,122	1,549,768	2,074,451	1,597,516
Levy			1,266,921		1,263,019

Winnebago County Budget Detail - 2016

Description	Object	2012 Actual	2013 Actual	2014 Actual	2015 Adopted	2016 Request	2016 Executive	2016 Adopted	% Change From Prior Yr Adopted
Division - 065 - Parks									
Revenue									
Intergov Rev:									
WI Natural Resources	42009	22,039	45,700	52,555	33,400	33,400	33,400	33,400	0.00%
Other Grantor Agencies	42019	0	0	500	0	33,650	33,650	33,650	100.00%
Intergov Rev Subtotal:		22,039	45,700	53,055	33,400	67,050	67,050	67,050	100.75%
Public Services:									
Other Fees	45002	6,567	3,119	0	2,222	2,222	2,222	2,222	0.00%
Rental Revenues	45011	211,132	206,646	191,324	190,000	220,000	220,000	220,000	15.79%
Photocopy Revenue	45014	0	0	0	25	25	25	25	0.00%
Restitution	45022	823	195	293	300	50	50	50	-83.33%
Donations	45034	1,611	2,001	4,019	2,000	0	0	0	-100.00%
Concession Revenue	45050	48,587	50,124	29,526	29,500	24,450	24,450	24,450	-17.12%
Park Reservations	45056	14,705	15,750	15,820	14,500	14,000	14,000	14,000	-3.45%
Public Services Subtotal:		283,424	277,835	240,982	238,547	260,747	260,747	260,747	9.31%
Intergov Services:									
Other Fees	43001	24	0	13	0	0	0	0	0.00%
Intergov Services Subtotal:		24	0	13	0	0	0	0	0.00%
Total Operating Revenue:		305,487	323,535	294,050	271,947	327,797	327,797	327,797	20.54%
Misc Revenues:									
Sale Of Prop Equip	48104	22,089	1,423	500	9,000	6,100	6,100	6,100	-32.22%
Sale of Scrap	48106	0	0	225	800	500	500	500	-37.50%
Other Miscellaneous Revenues	48109	88	251	3,692	1,100	0	0	0	-100.00%
Rummage Sales	48111	1,196	1,284	0	0	100	100	100	100.00%
Misc Revenues Subtotal:		23,373	2,958	4,417	10,900	6,700	6,700	6,700	-38.53%
Total Non-Operating Revenue:		23,373	2,958	4,417	10,900	6,700	6,700	6,700	-38.53%
Revenue Total:		328,860	326,492	298,467	282,847	334,497	334,497	334,497	18.26%

**Winnebago County
Budget Detail - 2016**

Description	Object	2012 Actual	2013 Actual	2014 Actual	2015 Adopted	2016 Request	2016 Executive	2016 Adopted	% Change From Prior Yr Adopted
Division - 065 - Parks									
Expense									
Wages:									
Regular Pay	51100	363,232	339,534	358,582	370,353	411,494	411,494	411,494	11.11%
Temporary Employees	51101	85,083	80,968	75,684	99,455	71,455	71,455	71,455	-28.15%
Overtime	51105	655	1,235	7,767	1,050	4,000	4,000	4,000	280.95%
Comp Time	51108	994	419	250	0	0	0	0	0.00%
Payroll Sundry Account	51190	16	0	6,880	0	0	0	0	0.00%
Wages Subtotal:		449,980	422,157	449,164	470,858	486,949	486,949	486,949	3.42%
Fringes Benefits:									
FICA Medicare	51200	32,495	31,427	33,453	36,021	37,252	37,252	37,252	3.42%
Health Insurance	51201	84,176	46,044	55,414	60,982	94,606	94,606	94,606	55.14%
Dental Insurance	51202	3,019	2,371	2,185	2,522	5,784	5,784	5,784	129.34%
Workers Compensation	51203	9,604	12,902	4,099	6,000	3,490	3,490	3,490	-41.83%
Unemployment Comp	51204	6,656	4,069	530	6,000	0	0	0	-100.00%
WI Retirement	51206	19,129	17,097	19,615	25,255	22,443	22,443	22,443	-11.13%
Fringe Benefits Other	51207	2,106	1,745	2,176	1,889	2,304	2,304	2,304	21.97%
Fringes Benefits Subtotal:		157,185	115,656	117,470	138,669	165,879	165,879	165,879	19.62%
Total Labor:		607,164	537,812	566,634	609,527	652,828	652,828	652,828	7.10%
Travel:									
Registration Tuition	52001	885	1,096	924	350	1,200	1,200	1,200	242.86%
Automobile Allowance	52002	113	0	0	500	200	200	200	-60.00%
Commercial Travel	52004	318	0	0	0	0	0	0	0.00%
Meals	52005	176	71	102	250	375	375	375	50.00%
Lodging	52006	736	660	744	710	1,650	1,650	1,650	132.39%
Taxable Meals	52008	0	0	18	0	0	0	0	0.00%
Travel Subtotal:		2,228	1,828	1,789	1,810	3,425	3,425	3,425	89.23%
Total Travel:		2,228	1,828	1,789	1,810	3,425	3,425	3,425	89.23%

**Winnebago County
Budget Detail - 2016**

Description	Object	2012 Actual	2013 Actual	2014 Actual	2015 Adopted	2016 Request	2016 Executive	2016 Adopted	% Change From Prior Yr Adopted
Division - 065 - Parks									
Capital Outlay:									
Improvements	58002	0	134,113	5,510	0	78,650	78,650	78,650	100.00%
Equipment	58004	56,636	44,580	119,784	83,000	50,000	50,000	50,000	-39.76%
Capital Outlay Subtotal:		56,636	178,692	125,294	83,000	128,650	128,650	128,650	55.00%
Total Capital:		56,636	178,692	125,294	83,000	128,650	128,650	128,650	55.00%
Office:									
Office Supplies	53000	1,027	928	622	700	700	700	700	0.00%
Stationery and Forms	53001	127	18	0	150	100	100	100	-33.33%
Printing Supplies	53002	114	117	148	210	200	200	200	-4.76%
Print Duplicate	53003	0	0	41	50	135	135	135	170.00%
Postage and Box Rent	53004	157	290	162	200	200	200	200	0.00%
Telephone	53008	2,444	4,790	6,141	5,000	6,300	6,300	6,300	26.00%
Telephone Supplies	53009	36	0	0	0	0	0	0	0.00%
Long Distance	53011	0	1	113	6	0	0	0	-100.00%
Wireless	53012	2,143	1,711	1,057	2,050	1,400	1,400	1,400	-31.71%
Pagers	53013	107	0	0	0	0	0	0	0.00%
Voice and Data Cabling	53014	275	361	0	100	100	100	100	0.00%
Office Subtotal:		6,429	8,215	8,284	8,466	9,135	9,135	9,135	7.90%
Operating:									
Advertising	53500	3,450	3,846	8,822	19,000	19,000	18,000	18,000	-5.26%
Membership Dues	53502	284	1,254	900	1,300	1,200	1,200	1,200	-7.69%
Uniforms Tools Allowance	53517	193	269	558	600	1,400	1,400	1,400	133.33%
Food	53520	0	262	18	200	200	200	200	0.00%
Small Equipment	53522	28,296	98,816	47,389	28,000	26,490	26,490	26,490	-5.39%
Recreation Supplies	53529	35,977	33,509	31,046	21,000	23,900	23,900	23,900	13.81%
Other Operating Supplies	53533	6,589	2,820	3,325	2,500	3,000	3,000	3,000	20.00%
Motor Fuel	53548	10,245	16,472	10,216	16,500	15,000	15,000	15,000	-9.09%
Land Rental	53549	16	0	48	48	48	48	48	0.00%
Equipment Rental	53551	3,727	2,437	3,944	2,800	3,550	3,550	3,550	26.79%
Operating Licenses Fees	53553	905	658	1,009	900	1,100	1,100	1,100	22.22%
Taxes & Assessments	53562	0	10	50	20	25	25	25	25.00%
Small Equipment Technology	53580	40	0	0	0	0	0	0	0.00%

**Winnebago County
Budget Detail - 2016**

Description	Object	2012 Actual	2013 Actual	2014 Actual	2015 Adopted	2016 Request	2016 Executive	2016 Adopted	% Change From Prior Yr Adopted
Division - 065 - Parks									
Printing Supplies	73002	0	0	0	200	200	200	200	0.00%
Print Duplicate	73003	859	825	1,300	650	1,500	1,500	1,500	130.77%
Postage and Box Rent	73004	294	288	272	500	500	500	500	0.00%
Motor Fuel	73548	12,774	11,831	13,980	11,000	13,975	12,975	12,975	17.95%
Operating Subtotal:		103,648	173,295	122,876	105,218	111,088	109,088	109,088	3.68%
Repairs & Maint:									
Maintenance Buildings	54020	16,744	14,733	14,491	17,500	15,500	15,500	15,500	-11.43%
Maintenance Grounds	54021	23,095	20,778	26,679	40,500	37,100	37,100	37,100	-8.40%
Maintenance Equipment	54022	5,987	5,597	7,275	13,500	11,750	11,750	11,750	-12.96%
Maintenance Vehicles	54023	3,520	6	311	1,000	500	500	500	-50.00%
Other Maint Supplies	54028	1,661	131	848	200	200	200	200	0.00%
Equipment Repairs	54029	769	3,154	294	2,000	0	0	0	-100.00%
Maintenance Grounds	74021	75,105	105,660	47,753	81,000	71,100	71,100	71,100	-12.22%
Equipment Repairs	74029	25,057	40,226	30,698	56,000	56,396	56,396	56,396	0.71%
Repairs & Maint Subtotal:		151,937	190,285	128,349	211,700	192,546	192,546	192,546	-9.05%
Utilities:									
Heat	54700	19,657	23,358	32,570	32,200	35,000	35,000	35,000	8.70%
Power and Light	54701	92,580	89,803	85,001	90,800	87,900	87,900	87,900	-3.19%
Water and Sewer	54702	66,323	80,815	89,400	98,500	121,000	110,000	110,000	11.68%
Utilities Subtotal:		178,561	193,977	206,970	221,500	243,900	232,900	232,900	5.15%
Contractual Services:									
Medical and Dental	55000	2,053	1,703	2,199	2,500	2,500	2,500	2,500	0.00%
Pest Extermination	55002	0	2,068	0	2,000	100	100	100	-95.00%
Vehicle Repairs	55005	14,792	3,429	2,369	11,000	5,000	5,000	5,000	-54.55%
Grounds Maintenance	55007	154,076	205,450	148,325	183,000	165,100	165,100	165,100	-9.78%
Building Repairs	55008	48,585	28,695	16,126	40,500	23,500	23,500	23,500	-41.98%
Professional Service	55014	7,467	19,325	17,261	17,750	15,500	15,500	15,500	-12.68%
Janitorial Services	55016	0	1,152	1,111	1,700	1,400	1,400	1,400	-17.65%
Security Service	55028	2,429	4,545	2,276	13,000	14,500	14,500	14,500	11.54%
Contractual Services Subtotal:		229,402	266,368	189,667	271,450	227,600	227,600	227,600	-16.15%

**Winnebago County
Budget Detail - 2016**

Description	Object	2012 Actual	2013 Actual	2014 Actual	2015 Adopted	2016 Request	2016 Executive	2016 Adopted	% Change From Prior Yr Adopted
Division - 065 - Parks									
Insurance Expenses:									
Prop Liab Insurance	76000	36,468	38,544	37,944	37,097	41,344	41,344	41,344	11.45%
Insurance Expenses Subtotal:		36,468	38,544	37,944	37,097	41,344	41,344	41,344	11.45%
Total Other Operating:		706,445	870,683	694,090	855,431	825,613	812,613	812,613	-5.01%
Expense Total:		1,372,473	1,589,016	1,387,807	1,549,768	1,610,516	1,597,516	1,597,516	3.08%
Parks Net/(Levy):		(1,043,612)	(1,262,524)	(1,089,340)	(1,266,921)	(1,276,019)	(1,263,019)	(1,263,019)	-0.31%

Boat Launch Fee Program - Parks

General Fund – Department: 070

2016 BUDGET NARRATIVE

HIGHLIGHTS

DESCRIPTION: The Boat Launch Fee program is a program that started several years ago. The County instituted a fee for people to launch boats onto Winnebago County waterways. The intent of this was to establish a program that would fund the maintenance of the boat launch's, docks and other boating related facilities therefore removing it from the general tax levy.

COUNTY LEVY: There is no tax levy for this function. It is self supporting from boat launch fees.

FUND BALANCE: A fund balance roll forward schedule can be viewed in the Overview section of the budget book. It is listed as Fund Projections in the table of contents.

SIGNIFICANT CHANGES FROM 2015 ADOPTED - Boat Launch Fee Program

Account	Amount	Description
Significant changes from 2015		
Deficit 2015	\$ 36,388	
Revenue Changes - impact on levy:		
WI Natural Resources	50,000	Decrease in state stewardship funding.
Expense Changes - impact on levy:		
Capital - Improvements	(50,000)	Decrease due to no paving projects for 2016.
Capital - Equipment	(25,000)	Decrease based on no new capital equipment needs (new vehicle purchased in 2015).
Other small changes	(1,560)	This is a combination of small increases and decreases to revenue and expense accounts.
Deficit 2016	\$ 9,828	

The deficit will be covered with funds from the programs Fund Balance.

Financial Summary Boat Launch

<u>Items</u>	<u>2015 7-Month Actual</u>	<u>2015 12-Month Estimate</u>	<u>2015 Adopted Budget</u>	<u>2015 Adjusted Budget</u>	<u>2016 Adopted Budget</u>
Total Revenues	63,367	106,000	156,000	156,000	108,910
Labor	8,490	15,691	17,528	17,528	17,028
Travel	-	-	-	-	-
Capital	-	75,000	75,000	75,000	-
Other Expenditures	23,861	96,600	99,860	175,384	101,710
Total Expenditures	32,351	187,291	192,388	267,912	118,738
Levy Before Fund Balance Adjustments			36,388		9,828
Decrease fund balance			(36,388)		(9,828)
Net Levy After Fund Balance Adjustments			-		-

**Winnebago County
Budget Detail - 2016**

Description	Object	2012 Actual	2013 Actual	2014 Actual	2015 Adopted	2016 Request	2016 Executive	2016 Adopted	% Change From Prior Yr Adopted
Department - 070 - Boat Landing									
Revenue									
Intergov Rev:									
WI Natural Resources	42009	0	0	0	50,000	0	0	0	-100.00%
Intergov Rev Subtotal:		0	0	0	50,000	0	0	0	-100.00%
Fines and Permits:									
Boat Launching Fees	44106	141,124	127,309	123,290	106,000	108,910	108,910	108,910	2.75%
Fines and Permits Subtotal:		141,124	127,309	123,290	106,000	108,910	108,910	108,910	2.75%
Total Operating Revenue:		141,124	127,309	123,290	156,000	108,910	108,910	108,910	-30.19%
Revenue Total:		141,124	127,309	123,290	156,000	108,910	108,910	108,910	-30.19%
Expense									
Wages:									
Temporary Employees	51101	10,896	9,191	9,878	12,000	12,000	12,000	12,000	0.00%
Wages Subtotal:		10,896	9,191	9,878	12,000	12,000	12,000	12,000	0.00%
Fringes Benefits:									
FICA Medicare	51200	834	703	756	918	918	918	918	0.00%
Workers Compensation	51203	291	289	24	110	110	110	110	0.00%
Unemployment Comp	51204	4,025	4,265	3,677	4,500	4,000	4,000	4,000	-11.11%
Fringes Benefits Subtotal:		5,149	5,257	4,456	5,528	5,028	5,028	5,028	-9.04%
Total Labor:		16,045	14,447	14,334	17,528	17,028	17,028	17,028	-2.85%

Winnebago County Budget Detail - 2016

Description	Object	2012 Actual	2013 Actual	2014 Actual	2015 Adopted	2016 Request	2016 Executive	2016 Adopted	% Change From Prior Yr Adopted
Department - 070 - Boat Landing									
Capital Outlay:									
Improvements	58002	89,460	38,839	42,210	50,000	0	0	0	-100.00%
Equipment	58004	0	0	0	25,000	0	0	0	-100.00%
Capital Outlay Subtotal:		89,460	38,839	42,210	75,000	0	0	0	-100.00%
Total Capital:									
		89,460	38,839	42,210	75,000	0	0	0	-100.00%
Office:									
Office Supplies	53000	53	75	39	60	0	0	0	-100.00%
Stationery and Forms	53001	5,310	7,296	8,709	6,500	6,500	6,500	6,500	0.00%
Printing Supplies	53002	0	0	245	0	0	0	0	0.00%
Office Subtotal:		5,363	7,371	8,993	6,560	6,500	6,500	6,500	-0.91%
Operating:									
Advertising	53500	0	0	698	0	0	0	0	0.00%
Small Equipment	53522	348	731	2,533	2,000	2,000	2,000	2,000	0.00%
Other Operating Supplies	53533	319	0	0	100	0	0	0	-100.00%
Equipment Rental	53551	9,126	1,393	5,827	4,000	3,500	3,500	3,500	-12.50%
Small Equipment Technology	53580	0	422	0	0	0	0	0	0.00%
Print Duplicate	73003	0	0	13	0	0	0	0	0.00%
Motor Fuel	73548	1,332	0	0	2,000	2,000	2,000	2,000	0.00%
Operating Subtotal:		11,126	2,546	9,070	8,100	7,500	7,500	7,500	-7.41%
Repairs & Maint:									
Maintenance Grounds	54021	1,495	275	1,319	400	400	400	400	0.00%
Maintenance Equipment	54022	0	0	91	200	200	200	200	0.00%
Maintenance Vehicles	54023	0	0	0	100	100	100	100	0.00%
Maintenance Grounds	74021	3,207	4,414	42,662	55,000	57,910	57,910	57,910	5.29%
Repairs & Maint Subtotal:		4,702	4,689	44,072	55,700	58,610	58,610	58,610	5.22%

**Winnebago County
Budget Detail - 2016**

Description	Object	2012 Actual	2013 Actual	2014 Actual	2015 Adopted	2016 Request	2016 Executive	2016 Adopted	% Change From Prior Yr Adopted
Department - 070 - Boat Landing									
Utilities:									
Power and Light	54701	285	6,684	6,736	6,000	6,000	6,000	6,000	0.00%
Water and Sewer	54702	0	360	480	500	500	500	500	0.00%
Utilities Subtotal:		285	7,044	7,216	6,500	6,500	6,500	6,500	0.00%
Contractual Services:									
Grounds Maintenance	55007	0	15,846	10,587	21,000	18,100	18,100	18,100	-13.81%
Professional Service	55014	0	11,091	8,109	2,000	4,500	4,500	4,500	125.00%
Contractual Services Subtotal:		0	26,937	18,696	23,000	22,600	22,600	22,600	-1.74%
Total Other Operating:		21,476	48,587	88,047	99,860	101,710	101,710	101,710	1.85%
Expense Total:		126,982	101,873	144,591	192,388	118,738	118,738	118,738	-38.28%
Boat Landing Net Surplus / (Deficit):		14,142	25,436	(21,301)	(36,388)	(9,828)	(9,828)	(9,828)	-72.99%

Note: a deficit will result in a draw down of fund balance. A surplus will increase the ending fund balance.

**WINNEBAGO COUNTY
CAPITAL OUTLAY - 2016**

<u>Department</u>	<u>Description</u>	<u>Quantity</u>	<u>Unit Cost</u>	<u>Capital Outlay</u>
Parks -				
Admin -	Modular Playground set for Shelter #2	1	45,000	45,000
	Seasonal Canoe/Kayak Launch & Fishing Pier @ Asylum Point Park	1	33,650	33,650
	Bobcat Toolcat w/ 84" brush attachment	1	50,000	50,000
		3		128,650

**PARKS
PROGRAM BUDGETS**

NAME	NUMBER	LABOR	TRAVEL & MEETINGS	CAPITAL	OTHER EXPENSES	TOTAL EXPENSES	REVENUES	TOTALS BY YEAR			ANNUAL PERCENT INCREASES	
								2016 ADOPTED	2015 ADOPTED	2014 ADOPTED	2016 OVER 2015	2015 OVER 2014
Administration	1065	652,828	3,425	128,650	194,795	979,698		979,698	887,305	1,012,669	10.4	(12.4)
Revenues	1065						42,647	(42,647)	(21,647)	(36,047)	97.0	(39.9)
Swimming Lake	1066	-	-	-	153,350	153,350		153,350	184,700	67,850	(17.0)	172.2
Revenues	1066						20,450	(20,450)	(18,000)	(3,671)	13.6	100.0
Recreation Trails	1067	-	-	-	65,652	65,652		65,652	61,753	46,884	6.3	31.7
Revenues	1067						33,400	(33,400)	(33,400)	(32,000)	0.0	4.4
Navigational Aids	1068	-	-	-	101,500	101,500		101,500	120,000	116,400	(15.4)	3.1
Revenues	1068						-	-	-	-	0.0	0.0
Exhibition Site	1069	-	-	-	297,316	297,316		297,316	296,010	297,618	0.4	(0.5)
Revenues	1069						238,000	(238,000)	(209,800)	(220,000)	13.4	(4.6)
Boat Launch	1070	17,028	-	-	101,710	118,738		118,738	192,388	157,760	(38.3)	21.9
Revenues	1070						108,910	(108,910)	(156,000)	(144,000)	(30.2)	8.3
Grand Totals		<u>669,856</u>	<u>3,425</u>	<u>128,650</u>	<u>914,323</u>	<u>1,716,254</u>	<u>443,407</u>	<u>1,272,847</u>	<u>1,303,309</u>	<u>1,263,463</u>	(2.3)	3.2
Back out boat launch								(9,828)	(36,388)	(13,760)	(73.0)	164.4
Adjusted Levy								<u>1,263,019</u>	<u>1,266,921</u>	<u>1,249,703</u>	(0.3)	1.4

SUMMARY BY DIVISION

	<u>Revenues</u>	<u>Expenses</u>	<u>Adjustments</u>	<u>Levy</u>
PLANNING & ENVIRONMENT				
Register of Deeds	\$ 905,100	\$ 568,631	\$ -	\$ (336,469)
Planning	266,530	1,003,153	-	736,623
Property Lister	600	197,154	(20,000)	176,554
Land Records Modernization	273,100	272,952	148	-
Land & Water Conservation	369,054	891,004	-	521,950
	<u>\$ 1,814,384</u>	<u>\$ 2,932,894</u>	<u>\$ (19,852)</u>	<u>\$ 1,098,658</u>

REGISTER OF DEEDS

General Fund – Division: 080
2016 BUDGET NARRATIVE

DEPARTMENT HEAD: Julie Pagel
LOCATION: Winnebago County
415 Jackson Street
Oshkosh, WI 54901

TELEPHONE: 236-4887

MISSION STATEMENT:

To record, index, and accurately maintain official records and documents of the county relating to vital statistics and real estate as required by State Statutes.

PROGRAM DESCRIPTION:

LAND RECORDS: Index and maintain the history of all lands located in Winnebago County and provide public access to those records.


VITAL RECORDS: Index all vital records including births, deaths, marriages and military discharges, and issue certified copies of these records.

UCC: File and provide copies of all Realty related Uniform Commercial Code documents; maintain and provide copies and searches for all additional filings prior to July 1, 2001.

INTER-DEPARTMENTAL SERVICES: Share resources with other departments.

PRESERVATION: Preserve information contained in old record books through filming, scanning, and back indexing. Maintain replication servers off-site to enable recovery of documents in the event of a disaster.

REGISTER OF DEEDS



REGISTER OF DEEDS

General Fund – Division: 080
2016 BUDGET NARRATIVE

DEPARTMENT HEAD: Julie Pagel
LOCATION: Winnebago County Courthouse
415 Jackson Street
Oshkosh, WI 54901

TELEPHONE: 236-4887

2015 ACCOMPLISHMENTS:

1. Staff scanned and indexed the remaining Lis Pendens paper documents (from 1935 through 1986). This completes the digital imaging of every paper document within the Register of Deeds from the beginning of the office (1840's) to the present. All images are now safely replicated and accessible.
2. Staff re-scanned all Military Discharge documents to enhance and improve readability, thus providing cleaner copies for our veterans.
3. Continued back-indexing all land record documents. We are now fully indexed back to 1976 resulting in a more valuable product for our business partners.
4. Successfully completed conversion of marriage records to the State-wide database as mandated by federal law.
5. Julie Pagel completed her term as Wisconsin Register of Deeds Association (WRDA) President in June 2015. Several clean-up bills were signed into law during this term.
6. Filed approximately 7,500 new vital records and recorded approximately 27,000 new land record documents.

2016 GOALS & OBJECTIVES:

1. Continue back-indexing of land record documents to improve public access and ensure historical preservation.
2. Continue to promote on-line land record access which generates revenue plus provides a more comprehensive product for the title companies and other business partners.
3. Continue to promote Property Fraud Alert, a free service to Winnebago County property owners to alert them of any document recorded under their name.
4. Maintain daily recording and indexing of all records in a timely, accurate manner to provide the most up-to-date data possible for customers and constituents.
5. Ensure that the Register of Deeds operates according to statutory responsibilities.
6. Ensure that any legislation affecting the office is monitored and proactively addressed.

REGISTER OF DEEDS

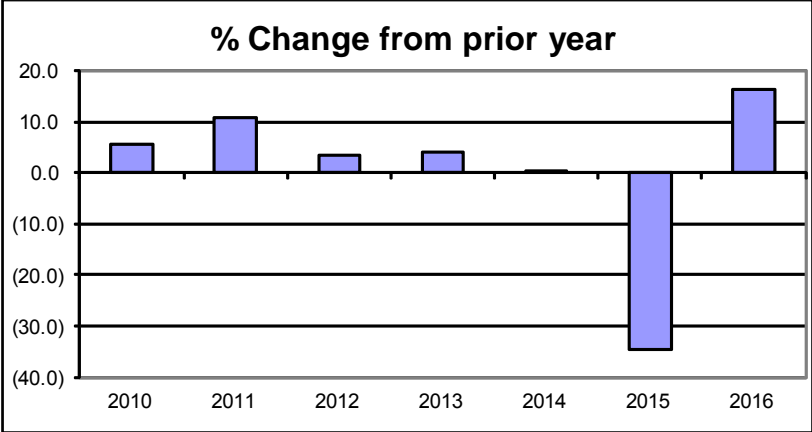
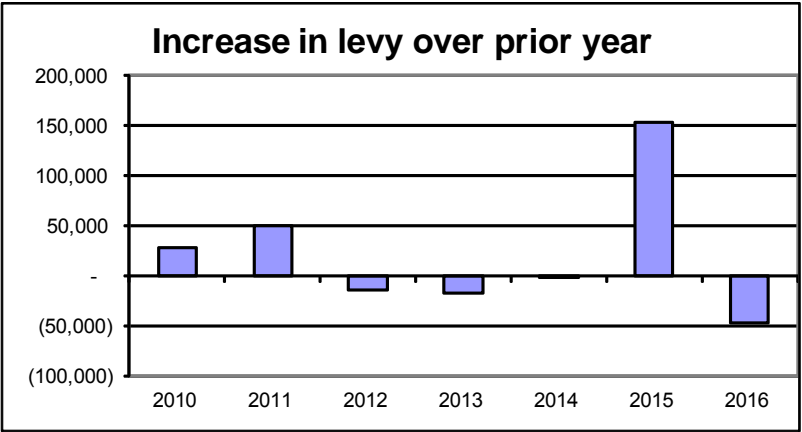
General Fund – Division: 080 2016 BUDGET NARRATIVE HIGHLIGHTS

DEPARTMENT STAFFING:

	2007	2008	2009	2010	2011	2012	2013	2014	2015	2016
Full Time	8	8	8	8	8	7	7	7	7	7
Part Time	0	0	0	0	0	0	0	0	0	0
Total	8	8	8	8	8	7	7	7	7	7

There are no changes in the department staffing for 2016.

COUNTY LEVY: The Register of Deeds office has more revenues than expenditures. As such, there is no tax levy for this operation. The excess of revenues over expenditures for 2016 is projected to be \$336,469, an increase of \$47,339 or 16.4% over 2015. This increase translates into an overall decrease in total County tax levy.



SIGNIFICANT CHANGES FROM 2015 ADOPTED - Register of Deeds

Account	Amount	Description
Significant changes from 2015		
Tax Levy 2015	\$ (289,130)	
Revenue Changes - impact on levy:		
Transfer Tax	(50,000)	Increase in property sales and recorded documents to be more in line with past history.
Other Fees	5,000	Decrease in Laredo accounts.
Forms Copies Etc.	(10,000)	Increase in documents recorded results in more copies requested.
Recording Fees	(37,500)	Increase in recorded documents to be more in line with past history.
Expense Changes - impact on levy:		
Professional Services	30,570	Increase in back-indexing fees from \$50,000 to \$75,000. This will allow for 100,000 documents to be completed out of the 380,000 remaining to be indexed. Also, there is an increase in Laredo fees paid minus Tapestry credits due to fewer Laredo accounts.
Other small changes	14,591	This is a combination of small increases and decreases to revenue and expense accounts.
Tax Levy 2016	\$ (336,469)	

Financial Summary Register of Deeds

<u>Items</u>	<u>2015 7-Month Actual</u>	<u>2015 12-Month Estimate</u>	<u>2015 Adopted Budget</u>	<u>2015 Adjusted Budget</u>	<u>2016 Adopted Budget</u>
Total Revenues	550,129	855,100	812,600	812,600	905,100
Labor	253,161	437,044	437,044	437,044	444,149
Travel	1,648	2,624	2,624	2,624	3,634
Capital	-	-	-	-	-
Other Expenditures	73,148	84,960	83,802	83,802	120,848
Total Expenditures	327,957	524,628	523,470	523,470	568,631
Levy			(289,130)		(336,469)

**Winnebago County
Budget Detail - 2016**

Description	Object	2012 Actual	2013 Actual	2014 Actual	2015 Adopted	2016 Request	2016 Executive	2016 Adopted	% Change From Prior Yr Adopted
Division - 080 - Register of Deeds									
Revenue									
Taxes:									
Transfer Tax	41003	255,800	291,737	323,420	270,000	300,000	320,000	320,000	18.52%
Taxes Subtotal:		255,800	291,737	323,420	270,000	300,000	320,000	320,000	18.52%
Public Services:									
Other Fees	45002	56,304	61,085	60,179	65,000	60,000	60,000	60,000	-7.69%
Forms Copies Etc	45003	75,244	69,981	63,450	65,000	75,000	75,000	75,000	15.38%
Recording Fees	45010	668,716	559,988	447,386	412,500	450,000	450,000	450,000	9.09%
Redaction Fees	45027	170,418	152,385	116,230	0	0	0	0	0.00%
Public Services Subtotal:		970,681	843,440	687,245	542,500	585,000	585,000	585,000	7.83%
Interfund Revenue:									
Recording Fees	65010	0	0	0	100	100	100	100	0.00%
Interfund Revenue Subtotal:		0	0	0	100	100	100	100	0.00%
Total Operating Revenue:		1,226,481	1,135,177	1,010,664	812,600	885,100	905,100	905,100	11.38%
Revenue Total:		1,226,481	1,135,177	1,010,664	812,600	885,100	905,100	905,100	11.38%
Expense									
Wages:									
Regular Pay	51100	273,077	282,281	284,821	286,185	292,264	292,264	292,264	2.12%
Comp Time	51108	3,658	507	1,433	2,000	2,000	2,000	2,000	0.00%
Wages Subtotal:		276,735	282,787	286,254	288,185	294,264	294,264	294,264	2.11%

**Winnebago County
Budget Detail - 2016**

Description	Object	2012 Actual	2013 Actual	2014 Actual	2015 Adopted	2016 Request	2016 Executive	2016 Adopted	% Change From Prior Yr Adopted
Division - 080 - Register of Deeds									
Fringes Benefits:									
FICA Medicare	51200	19,829	20,444	20,711	21,893	22,358	22,358	22,358	2.12%
Health Insurance	51201	102,628	100,125	92,180	98,394	98,607	98,607	98,607	0.22%
Dental Insurance	51202	5,706	6,173	6,720	6,871	6,871	6,871	6,871	0.00%
Workers Compensation	51203	819	967	338	246	251	251	251	2.03%
WI Retirement	51206	14,544	18,905	20,228	19,995	20,161	20,161	20,161	0.83%
Fringe Benefits Other	51207	4,094	1,746	1,921	1,460	1,637	1,637	1,637	12.12%
Fringes Benefits Subtotal:		147,620	148,360	142,098	148,859	149,885	149,885	149,885	0.69%
Total Labor:		424,355	431,147	428,351	437,044	444,149	444,149	444,149	1.63%
Travel:									
Registration Tuition	52001	300	300	300	300	850	850	850	183.33%
Automobile Allowance	52002	932	1,344	1,071	1,400	1,400	1,400	1,400	0.00%
Lodging	52006	781	627	837	924	1,384	1,384	1,384	49.78%
Travel Subtotal:		2,013	2,270	2,208	2,624	3,634	3,634	3,634	38.49%
Total Travel:		2,013	2,270	2,208	2,624	3,634	3,634	3,634	38.49%
Office:									
Office Supplies	53000	1,399	1,240	1,237	1,600	1,600	1,400	1,400	-12.50%
Stationery and Forms	53001	1,521	4,328	1,199	1,500	2,000	2,000	2,000	33.33%
Printing Supplies	53002	394	317	299	1,000	1,200	1,200	1,200	20.00%
Postage and Box Rent	53004	3	4	41	20	50	50	50	150.00%
Computer Supplies	53005	342	378	0	400	400	400	400	0.00%
Telephone	53008	484	406	597	700	800	800	800	14.29%
Long Distance	53011	0	0	57	0	0	0	0	0.00%
Office Subtotal:		4,144	6,672	3,430	5,220	6,050	5,850	5,850	12.07%

**Winnebago County
Budget Detail - 2016**

Description	Object	2012 Actual	2013 Actual	2014 Actual	2015 Adopted	2016 Request	2016 Executive	2016 Adopted	% Change From Prior Yr Adopted
Division - 080 - Register of Deeds									
Operating:									
Subscriptions	53501	120	80	120	120	120	120	120	0.00%
Membership Dues	53502	100	100	100	100	100	100	100	0.00%
Small Equipment	53522	3,689	0	1,907	0	4,000	4,000	4,000	100.00%
Equipment Rental	53551	0	0	419	0	1,000	1,000	1,000	100.00%
Other Miscellaneous	53568	79	1	0	50	50	50	50	0.00%
Print Duplicate	73003	2,848	2,580	2,426	2,000	2,400	2,400	2,400	20.00%
Postage and Box Rent	73004	10,746	10,472	8,822	7,000	7,000	7,000	7,000	0.00%
Operating Subtotal:		17,583	13,233	13,794	9,270	14,670	14,670	14,670	58.25%
Repairs & Maint:									
Maintenance Equipment	54022	569	388	331	500	500	500	500	0.00%
Equipment Repairs	54029	3,176	3,494	4,112	4,000	4,500	4,500	4,500	12.50%
Equipment Repairs	74029	594	990	990	750	750	750	750	0.00%
Repairs & Maint Subtotal:		4,338	4,872	5,433	5,250	5,750	5,750	5,750	9.52%
Contractual Services:									
Professional Service	55014	180,611	159,373	123,701	61,730	92,300	92,300	92,300	49.52%
Microfilming Services	55017	0	39,202	42,000	0	0	0	0	0.00%
Contractual Services Subtotal:		180,611	198,575	165,701	61,730	92,300	92,300	92,300	49.52%
Insurance Expenses:									
Prop Liab Insurance	76000	1,836	2,352	2,160	2,332	2,278	2,278	2,278	-2.32%
Insurance Expenses Subtotal:		1,836	2,352	2,160	2,332	2,278	2,278	2,278	-2.32%
Total Other Operating:		208,512	225,704	190,518	83,802	121,048	120,848	120,848	44.21%
Expense Total:		634,880	659,121	621,077	523,470	568,831	568,631	568,631	8.63%
Register of Deeds Net/(Levy):		591,601	476,055	389,587	289,130	316,269	336,469	336,469	16.37%

PLANNING

General Fund – Division: 086
2016 BUDGET NARRATIVE

DEPARTMENT HEAD: Jerry Bougie
LOCATION: Winnebago County
112 Otter Avenue
Oshkosh, WI 54903

TELEPHONE: 232-3340

MISSION STATEMENT:

To ensure sound land use growth by implementing the goals of the Winnebago County Comprehensive Plan and providing comprehensive and technical planning assistance to Winnebago County's committees, departments and political subdivisions. To promote Winnebago County as a good place to live and do business. Implement land record modernization technology to reduce the cost of general purpose government and provide better and more efficient access to land records for the public.

PROGRAM DESCRIPTION:

LAND USE PLANNING Prepare and implement ordinances and studies related to land use issues in Winnebago County.

SUBDIVISION REVIEW Review subdivision plats to conform to County ordinances and State Statutes.

ZONING To assure sound land use growth through providing courteous and efficient staff assistance.

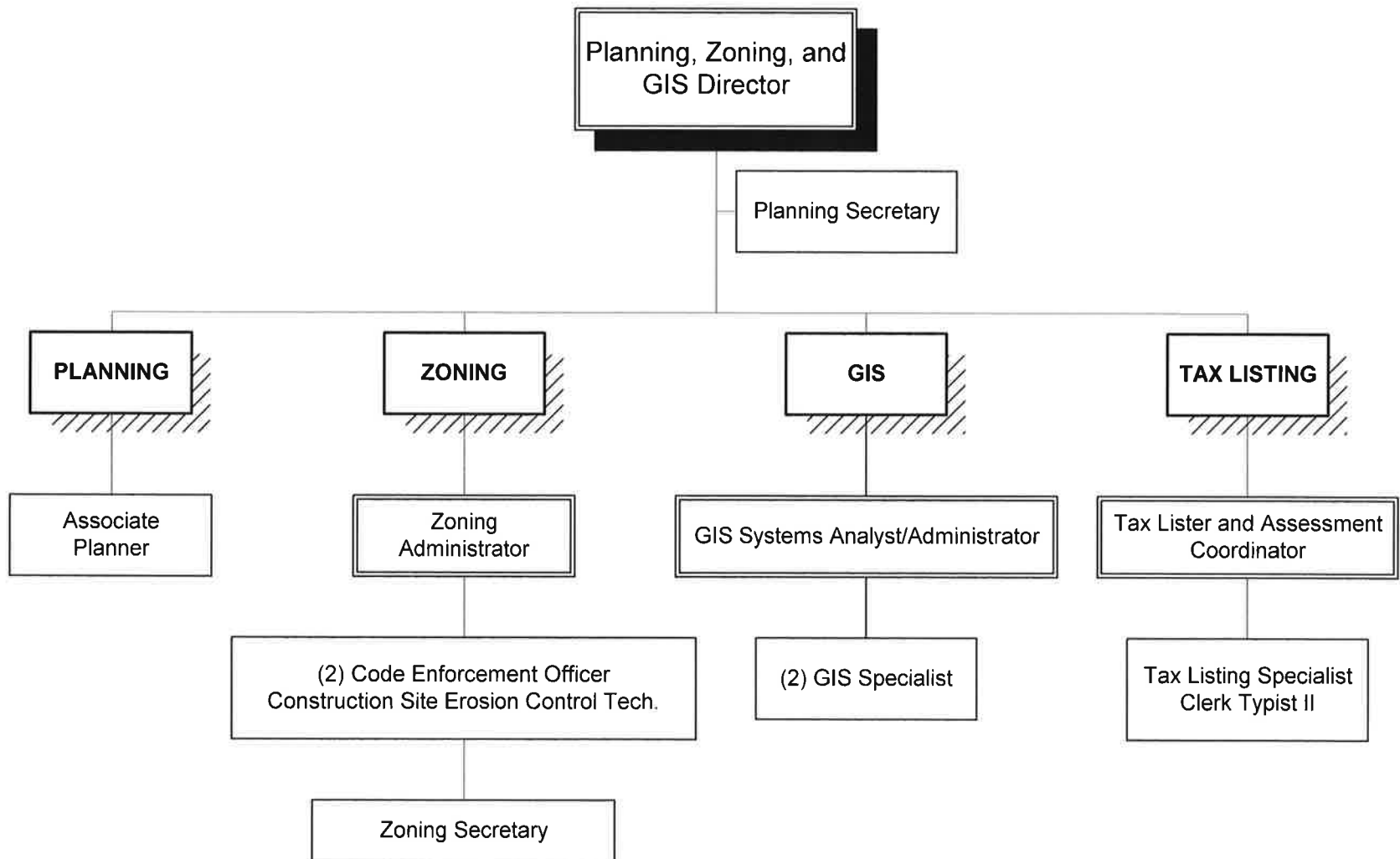
GEOGRAPHIC INFORMATION SYSTEM (GIS) To maintain the GIS database and provide data to all users.

LAND RECORDS MODERNIZATION To provide efficient, low cost, and modernized land records for the public, government officials & private entities.

PROPERTY LISTER To assist cities and towns in annual tax roll preparation and to provide general property listing services and information to the public. Provide to municipal assessors all deed transfers, partitions of land, name and address updates, acreage, assessment and legal description changes. Provide to municipal clerks updated totals for all municipal assessing.

ECONOMIC DEVELOPMENT Develop industrial parks & economic development in the County & its local communities for the purposes of increasing the tax base & creating job opportunities through the Industrial Development Board Revolving Loan Fund & Per Capita Funding Programs.

PLANNING AND ZONING



PLANNING

General Fund – Division: 086
2016 BUDGET NARRATIVE

DEPARTMENT HEAD: Jerry Bougie
LOCATION: Winnebago County
112 Otter Avenue
Oshkosh, WI 54901

Telephone: 232-3340

2015 ACCOMPLISHMENTS:

1. Continued process of amending the Winnebago County Comprehensive Plan (10 year update), pursuant to state law in collaboration with local units of government..
2. Updated the Winnebago County Land Information Plan for future eligibility for recorded fee revenue pursuant to state requirements.
3. Amended the Winnebago County Zoning Code (Chapter 23) to meet State certification requirements for the Farmland Preservation Zoning program.
4. Converted approximately 200,000 microfiche and paper land record documents to digital format for online access.
5. Replaced all GIS desktop applications to support Information System's operating system migration.
6. Provided monthly data updates to the FoxComm Computer Aided Dispatch program as part of the County 911 center and represented Winnebago County on the FoxComm User Technical Advisory Committee.
7. Updated and simplified all Zoning Department forms for uniformity and ease in the inclusion of the forms for electronic access as part of the Winnebago Integrated Land Development System (WILDS).
8. Conducted aerial photography of the entire county.
9. Successfully relocated the Property Lister Office from the Courthouse to the County Administration Building for the purposes of streamlining and improving communication and service to the public.
10. Processed and notified approximately 1800 owners of private onsite wastewater treatment systems in regard to the state's requirement for inspections and submittal of pumping reports to the county. Full compliance was achieved.
11. Worked with State DOA on standardizing GIS data to meet the state mandate for implementation of the Statewide Parcel Database Initiative.
12. Provided Economic Development staffing support for the Industrial Development Board regarding the Board's Revolving Loan Fund Programs and Annual Local Per Capita Economic Development funding grant program.

2016 GOALS & OBJECTIVES:

- 1. Present and request adoption of the Winnebago County Comprehensive Plan 10 year update.**
- 2. Present and request adoption of the Winnebago County Land Information Plan – 5 year update.**
- 3. Begin process of updating the Winnebago County Farmland Preservation Plan in collaboration with local units of governments. Certification of current plan expires in 2017.**
- 4. Apply for new State DOA Strategic Initiative Grant to offset some costs related to Land Records Modernization Program Projects.**
- 5. Continue to work with the State DOA to provide necessary GIS data for the state mandated Statewide Parcel Database Initiative.**
- 6. Continue GIS support and involvement with the County 911 system via the FoxComm Computer Aided Dispatch program.**
- 7. Continue implementation of the septic system maintenance program via the notification to owners of 1800 private septic systems relative to the requirement for inspection and submittal pumping reports.**
- 8. Update the Winnebago County Shoreland Zoning Code to include NR 115 standards to comply with State shoreland requirements by the October 1, 2016 deadline.**
- 9. Begin updating the County Stormwater and Erosion Control Ordinance to bring it up-to-date with current standards.**
- 10. Continue ongoing staffing support for the Winnebago County Industrial Development Board and working with local economic development entities relative to economic development activities.**
- 11. Provide quality and efficient Property Lister services for the local units of governments, general public and development community.**
- 12. Continue implementation of the Winnebago Integrated Land Development System (WILDS) to ensure efficient electronic access of permits and other related land records.**

PLANNING & ZONING

General Fund – Division: 086

2016 BUDGET NARRATIVE

HIGHLIGHTS

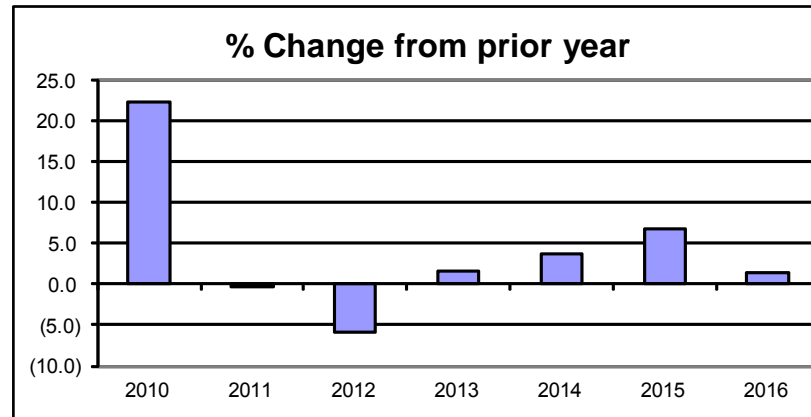
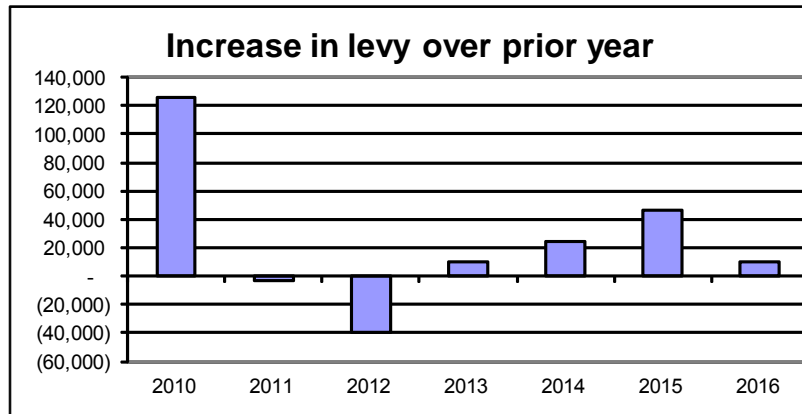
NOTE: This section contains Planning, Zoning, Geographic Information Systems (GIS), and Property Lister. All of these areas report to the County Planner. The financial information for Planning **excludes** the Property Lister from the totals. The Property Lister data is shown separately because it is a special apportionment.

DEPARTMENT STAFFING (including Property Lister):

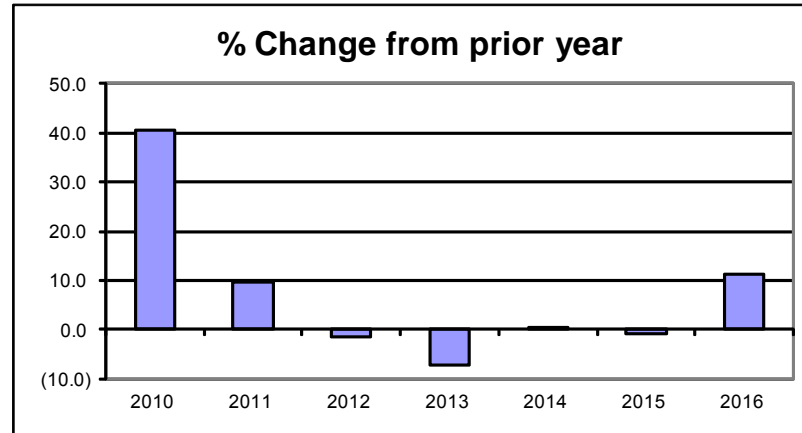
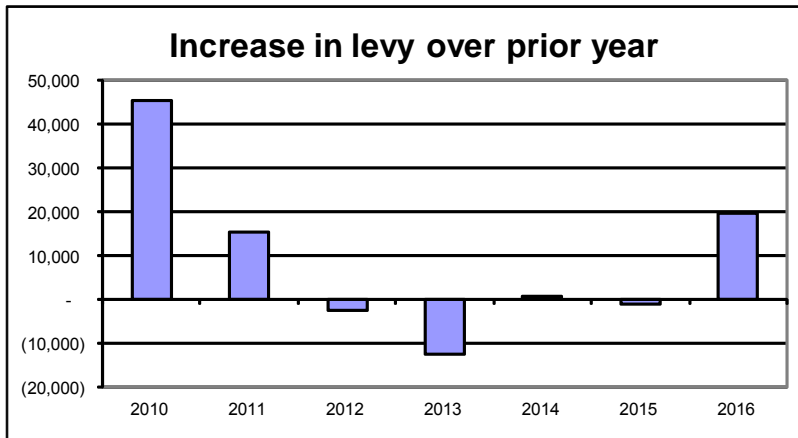
	2007	2008	2009	2010	2011	2012	2013	2014	2015	2016
Full Time	16	16	14	14	13	12	13	13	13	14
Part Time	0	0	2	2	2	2	1	1	1	0
Total	16	16	16	16	15	14	14	14	14	14

A part time Clerk Typist is being converted to a full time position in 2016.

COUNTY LEVY PLANNING DEPT (EXCLUDING PROPERTY LISTER): The tax levy for 2016 is \$736,623, an increase of \$10,029 or 1.4% over 2015.



LEVY FOR PROPERTY LISTER: The net tax levy for 2016 for this function is \$176,554, an increase of \$19,765, or 12.6% over 2015. This levy is a special apportionment and is not levied to all municipalities of the County. As such we must reserve any unused funds from that department at year end and carry them forward to be applied against the Property Lister levy in the succeeding or future years.



FUND BALANCE – PROPERTY LISTER: A fund balance roll forward schedule can be viewed in the Overview section of the budget book. It is listed as Fund Projections in the table of contents.

SIGNIFICANT CHANGES FROM 2015 ADOPTED - Planning, Zoning & GIS

Account	Amount	Description
Significant changes from 2015		
Tax Levy 2015	\$ 726,594	
Revenue Changes - impact on levy:		
Inspection Fees	(8,500)	Increase due to a proposed \$1 increase in annual sanitary system maintenance fees.
Expense Changes - impact on levy		
Health Insurance	13,666	Increase due to an employee leaving with single health insurance coverage and was replaced with an employee who has family coverage, plus overall increase in health care costs.
Legal Fees	4,700	Projected increase in legal fees for zoning enforcement.
Other small changes	163	This is a combination of small increases and decreases to revenue and expense accounts.
Tax Levy 2016	\$ 736,623	

Financial Summary
Planning (Excludes Property Lister)

Items	2015 7-Month Actual	2015 12-Month Estimate	2015 Adopted Budget	2015 Adjusted Budget	2016 Adopted Budget
Total Revenues	164,482	258,026	250,170	250,170	266,530
Labor	515,433	912,989	893,088	893,088	915,505
Travel	2,158	4,194	4,230	4,230	4,300
Capital	-	-	-	-	-
Other Expenditures	47,884	86,770	79,446	79,552	83,348
Total Expenditures	565,475	1,003,953	976,764	976,870	1,003,153
Levy			726,594		736,623

**Winnebago County
Budget Detail - 2016**

Description	Object	2012 Actual	2013 Actual	2014 Actual	2015 Adopted	2016 Request	2016 Executive	2016 Adopted	% Change From Prior Yr Adopted
Division - 086 - Planning									
Revenue									
Intergov Rev:									
Other Grantor Agencies	42019	7,830	3,608	9,443	10,000	10,000	10,000	10,000	0.00%
Intergov Rev Subtotal:		7,830	3,608	9,443	10,000	10,000	10,000	10,000	0.00%
Licenses:									
Zoning Permits	44006	66,510	54,943	41,630	44,500	46,695	46,695	46,695	4.93%
Sanitation Permits	44007	49,815	48,620	50,460	50,000	50,000	50,000	50,000	0.00%
Storm Water Permits	44008	14,747	54,768	38,900	46,000	48,070	48,070	48,070	4.50%
Licenses Subtotal:		131,072	158,330	130,990	140,500	144,765	144,765	144,765	3.04%
Fines and Permits:									
County Fines	44100	2,138	4,398	3,651	3,200	3,200	3,200	3,200	0.00%
Fines and Permits Subtotal:		2,138	4,398	3,651	3,200	3,200	3,200	3,200	0.00%
Public Services:									
Forms Copies Etc	45003	20,970	21,037	22,732	21,185	23,525	23,525	23,525	11.05%
Zoning Fees	45012	42,065	24,566	28,350	26,485	28,040	28,040	28,040	5.87%
Inspection Fees	45021	47,495	48,100	47,155	48,500	57,000	57,000	57,000	17.53%
Public Services Subtotal:		110,530	93,704	98,237	96,170	108,565	108,565	108,565	12.89%
Interfund Revenue:									
DP Services	65085	0	0	0	300	0	0	0	-100.00%
Interfund Revenue Subtotal:		0	0	0	300	0	0	0	-100.00%
Total Operating Revenue:		251,570	260,040	242,322	250,170	266,530	266,530	266,530	6.54%

**Winnebago County
Budget Detail - 2016**

Description	Object	2012 Actual	2013 Actual	2014 Actual	2015 Adopted	2016 Request	2016 Executive	2016 Adopted	% Change From Prior Yr Adopted
Division - 086 - Planning									
Transfers In:									
Other Transfers In	49501	20,000	22,500	0	0	0	0	0	0.00%
Transfers In Subtotal:		20,000	22,500	0	0	0	0	0	0.00%
Total Non-Operating Revenue:									
		20,000	22,500	0	0	0	0	0	0.00%
Revenue Total:									
		271,570	282,540	242,322	250,170	266,530	266,530	266,530	6.54%
Expense									
Wages:									
Regular Pay	51100	578,739	603,991	624,172	639,340	648,832	648,832	648,832	1.48%
Overtime	51105	354	28	0	0	0	0	0	0.00%
Comp Time	51108	2,133	1,778	968	1,025	350	350	350	-65.85%
Wages Subtotal:		581,226	605,797	625,140	640,365	649,182	649,182	649,182	1.38%
Fringes Benefits:									
FICA Medicare	51200	42,406	44,877	45,936	48,988	49,636	49,636	49,636	1.32%
Health Insurance	51201	135,509	135,902	136,040	145,527	159,193	159,193	159,193	9.39%
Dental Insurance	51202	9,158	9,850	10,171	10,481	10,481	10,481	10,481	0.00%
Workers Compensation	51203	2,057	3,042	1,058	922	558	558	558	-39.48%
WI Retirement	51206	34,021	40,173	43,671	43,544	42,822	42,822	42,822	-1.66%
Fringe Benefits Other	51207	3,200	3,419	3,638	3,261	3,633	3,633	3,633	11.41%
Fringes Benefits Subtotal:		226,351	237,263	240,514	252,723	266,323	266,323	266,323	5.38%
Total Labor:									
		807,577	843,061	865,654	893,088	915,505	915,505	915,505	2.51%

**Winnebago County
Budget Detail - 2016**

Description	Object	2012 Actual	2013 Actual	2014 Actual	2015 Adopted	2016 Request	2016 Executive	2016 Adopted	% Change From Prior Yr Adopted
Division - 086 - Planning									
Travel:									
Registration Tuition	52001	3,410	970	1,230	1,400	1,500	1,500	1,500	7.14%
Automobile Allowance	52002	771	828	884	900	875	875	875	-2.78%
Vehicle Lease	52003	953	633	407	950	950	950	950	0.00%
Meals	52005	0	79	62	200	200	200	200	0.00%
Lodging	52006	189	455	439	600	600	600	600	0.00%
Other Travel Exp	52007	4	15	28	75	75	75	75	0.00%
Taxable Meals	52008	19	69	51	105	100	100	100	-4.76%
Travel Subtotal:		5,346	3,049	3,099	4,230	4,300	4,300	4,300	1.65%
Total Travel:		5,346	3,049	3,099	4,230	4,300	4,300	4,300	1.65%
Office:									
Office Supplies	53000	2,835	2,762	1,630	2,675	2,675	2,675	2,675	0.00%
Stationery and Forms	53001	303	271	212	325	325	325	325	0.00%
Printing Supplies	53002	418	543	443	575	575	575	575	0.00%
Print Duplicate	53003	0	166	260	75	75	75	75	0.00%
Postage and Box Rent	53004	9	1	47	50	50	50	50	0.00%
Computer Supplies	53005	0	0	0	75	75	75	75	0.00%
Computer Software	53006	0	0	0	50	50	50	50	0.00%
Telephone	53008	2,792	2,663	1,732	2,250	2,550	2,550	2,550	13.33%
Telephone Supplies	53009	55	0	0	25	0	0	0	-100.00%
Long Distance	53011	0	0	101	0	0	0	0	0.00%
Wireless	53012	195	153	74	150	0	0	0	-100.00%
Voice and Data Cabling	53014	0	0	198	0	0	0	0	0.00%
Office Subtotal:		6,607	6,559	4,698	6,250	6,375	6,375	6,375	2.00%

**Winnebago County
Budget Detail - 2016**

Description	Object	2012 Actual	2013 Actual	2014 Actual	2015 Adopted	2016 Request	2016 Executive	2016 Adopted	% Change From Prior Yr Adopted
Division - 086 - Planning									
Operating:									
Subscriptions	53501	322	338	379	465	760	760	760	63.44%
Membership Dues	53502	1,100	1,885	2,337	2,350	2,250	2,250	2,250	-4.26%
Publish Legal Notices	53503	3,187	3,346	3,601	3,600	3,575	3,575	3,575	-0.69%
Small Equipment	53522	276	102	49	375	250	250	250	-33.33%
Legal Fees	53530	66	0	0	300	5,000	5,000	5,000	1,566.67%
Operating Licenses Fees	53553	173	382	380	0	480	480	480	100.00%
Operating Grants	53565	7,830	0	9,443	10,000	10,000	10,000	10,000	0.00%
Print Duplicate	73003	4,634	4,276	3,406	2,950	2,950	2,950	2,950	0.00%
Postage and Box Rent	73004	4,506	4,682	3,251	4,475	4,450	4,450	4,450	-0.56%
Motor Fuel	73548	2,490	2,728	2,256	2,100	2,100	2,100	2,100	0.00%
Operating Subtotal:		24,584	17,737	25,103	26,615	31,815	31,815	31,815	19.54%
Repairs & Maint:									
Maintenance Grounds	54021	0	0	0	25	25	25	25	0.00%
Maintenance Equipment	54022	2,897	2,007	1,295	2,075	0	0	0	-100.00%
Equipment Repairs	54029	0	0	0	200	200	200	200	0.00%
Maintenance Vehicles	74023	268	1,707	836	1,600	1,525	1,525	1,525	-4.69%
Equipment Repairs	74029	1,056	1,122	1,023	1,023	1,023	1,023	1,023	0.00%
Repairs & Maint Subtotal:		4,222	4,836	3,154	4,923	2,773	2,773	2,773	-43.67%
Contractual Services:									
Vehicle Repairs	55005	121	57	0	400	375	375	375	-6.25%
Transcription Services	55009	2,350	2,475	2,336	2,650	2,650	2,650	2,650	0.00%
Other Contract Serv	55030	0	0	0	30,000	30,000	30,000	30,000	0.00%
Other Contract Services	75030	4,110	3,001	2,482	3,100	3,100	3,100	3,100	0.00%
Contractual Services Subtotal:		6,581	5,534	4,817	36,150	36,125	36,125	36,125	-0.07%

**Winnebago County
Budget Detail - 2016**

Description	Object	2012 Actual	2013 Actual	2014 Actual	2015 Adopted	2016 Request	2016 Executive	2016 Adopted	% Change From Prior Yr Adopted
Division - 086 - Planning									
Insurance Expenses:									
Prop Liab Insurance	76000	6,876	6,012	5,352	5,508	6,260	6,260	6,260	13.65%
Insurance Expenses Subtotal:		6,876	6,012	5,352	5,508	6,260	6,260	6,260	13.65%
Total Other Operating:		48,869	40,678	43,123	79,446	83,348	83,348	83,348	4.91%
Expense Total:		861,792	886,787	911,876	976,764	1,003,153	1,003,153	1,003,153	2.70%
Planning Net/(Levy):		(590,222)	(604,248)	(669,555)	(726,594)	(736,623)	(736,623)	(736,623)	1.38%

**PLANNING
PROGRAM BUDGETS**

NAME	NUMBER	LABOR	TRAVEL & MEETINGS	CAPITAL	OTHER EXPENSES	TOTAL EXPENSES	REVENUES	TOTALS BY YEAR			ANNUAL PERCENT INCREASES	
								2016 ADOPTED	2015 ADOPTED	2014 ADOPTED	2016 OVER 2015	2015 OVER 2014
Planning	1086	261,871	950	-	10,858	273,679		273,679	269,777	263,293	1.4	2.5
Revenues	1086					-	-	-	-	-	N/A	N/A
Zoning	1087	369,742	2,300	-	39,322	411,364		411,364	394,133	393,131	4.4	0.3
Revenues	1087					-	260,130	(260,130)	(243,545)	(237,660)	6.8	2.5
GIS	1088	283,892	1,050	-	33,168	318,110		318,110	312,854	278,941	1.7	12.2
Revenues	1088					-	6,400	(6,400)	(6,625)	(17,100)	(3.4)	(61.3)
Grand Totals		<u>915,505</u>	<u>4,300</u>	<u>-</u>	<u>83,348</u>	<u>1,003,153</u>	<u>266,530</u>	<u>736,623</u>	<u>726,594</u>	<u>680,605</u>	<u>1</u>	<u>7</u>

SIGNIFICANT CHANGES FROM 2015 ADOPTED - Property Lister

Account	Amount	Description
Significant changes from 2015		
Tax Levy 2015	\$ 156,789	
Revenue Changes - impact on levy:		
None	-	
Expense Changes - impact on levy:		
Regular Pay	12,461	Increase due to the Clerk Typist II position being reclassified from part-time to full-time in 2016 and regular projected pay increases.
Health Insurance	22,985	Increase due to the Clerk Typist II position not currently enrolled in health insurance, but will in 2016.
Fund Balance	(20,000)	Decrease fund balance to offset department's budget increase.
Other small changes	4,319	This is a combination of small increases and decreases to revenue and expense accounts.
Tax Levy 2016	\$ 176,554	

Financial Summary Property Lister

<u>Items</u>	<u>2015 7-Month Actual</u>	<u>2015 12-Month Estimate</u>	<u>2015 Adopted Budget</u>	<u>2015 Adjusted Budget</u>	<u>2016 Adopted Budget</u>
Total Revenues	300	600	600	600	600
Labor	83,275	144,900	144,900	144,900	183,867
Travel	-	400	600	600	300
Capital	-	-	-	-	-
Other Expenditures	1,332	11,790	11,889	11,889	12,987
Total Expenditures	84,607	157,090	157,389	157,389	197,154
Levy Before Fund Balance Adjustment			156,789		196,554
Decrease fund balance			-		(20,000)
Net Levy After Fund Balance Adjustment			156,789		176,554

**Winnebago County
Budget Detail - 2016**

Description	Object	2012 Actual	2013 Actual	2014 Actual	2015 Adopted	2016 Request	2016 Executive	2016 Adopted	% Change From Prior Yr Adopted
Department - 089 - Property Lister									
Revenue									
Public Services:									
Forms Copies Etc	45003	605	756	335	600	600	600	600	0.00%
Public Services Subtotal:		605	756	335	600	600	600	600	0.00%
Total Operating Revenue:		605	756	335	600	600	600	600	0.00%
Revenue Total:		605	756	335	600	600	600	600	0.00%
Expense									
Wages:									
Regular Pay	51100	110,827	112,982	96,105	107,514	119,975	119,975	119,975	11.59%
Wages Subtotal:		110,827	112,982	96,105	107,514	119,975	119,975	119,975	11.59%
Fringes Benefits:									
FICA Medicare	51200	8,178	8,471	7,137	8,225	9,178	9,178	9,178	11.59%
Health Insurance	51201	13,494	12,544	14,682	20,514	43,499	43,499	43,499	112.05%
Dental Insurance	51202	651	657	570	696	2,522	2,522	2,522	262.36%
Workers Compensation	51203	276	360	81	92	103	103	103	11.96%
WI Retirement	51206	6,542	7,478	6,737	7,311	7,918	7,918	7,918	8.30%
Fringe Benefits Other	51207	583	639	504	548	672	672	672	22.63%
Fringes Benefits Subtotal:		29,725	30,148	29,710	37,386	63,892	63,892	63,892	70.90%
Total Labor:		140,552	143,130	125,815	144,900	183,867	183,867	183,867	26.89%

**Winnebago County
Budget Detail - 2016**

Description	Object	2012 Actual	2013 Actual	2014 Actual	2015 Adopted	2016 Request	2016 Executive	2016 Adopted	% Change From Prior Yr Adopted
Department - 089 - Property Lister									
Travel:									
Registration Tuition	52001	0	0	0	100	0	0	0	-100.00%
Automobile Allowance	52002	0	0	0	200	200	200	200	0.00%
Lodging	52006	0	0	0	200	0	0	0	-100.00%
Taxable Meals	52008	0	0	0	100	100	100	100	0.00%
Travel Subtotal:		0	0	0	600	300	300	300	-50.00%
Total Travel:		0	0	0	600	300	300	300	-50.00%
Office:									
Office Supplies	53000	195	994	995	2,000	2,000	3,000	3,000	50.00%
Printing Supplies	53002	157	140	112	300	200	200	200	-33.33%
Computer Software	53006	40,000	0	0	0	0	0	0	0.00%
Telephone	53008	182	165	224	300	600	600	600	100.00%
Long Distance	53011	0	0	0	0	0	0	0	0.00%
Office Subtotal:		40,534	1,299	1,331	2,600	2,800	3,800	3,800	46.15%
Operating:									
Membership Dues	53502	60	60	60	60	60	60	60	0.00%
Small Equipment	53522	0	0	0	500	0	0	0	-100.00%
Office Supplies	73000	0	0	0	250	250	250	250	0.00%
Print Duplicate	73003	1,964	1,906	2,787	2,300	3,000	3,000	3,000	30.43%
Postage and Box Rent	73004	1	3	0	100	100	100	100	0.00%
Operating Subtotal:		2,025	1,968	2,847	3,210	3,410	3,410	3,410	6.23%
Repairs & Maint:									
Maintenance Equipment	54022	194	131	110	300	0	0	0	-100.00%
Equipment Repairs	74029	198	198	132	231	231	231	231	0.00%
Repairs & Maint Subtotal:		392	329	242	531	231	231	231	-56.50%

**Winnebago County
Budget Detail - 2016**

Description	Object	2012 Actual	2013 Actual	2014 Actual	2015 Adopted	2016 Request	2016 Executive	2016 Adopted	% Change From Prior Yr Adopted
Department - 089 - Property Lister									
Contractual Services:									
Data Processing	55013	18,422	1,324	2,828	5,000	5,000	5,000	5,000	0.00%
Contractual Services Subtotal:		18,422	1,324	2,828	5,000	5,000	5,000	5,000	0.00%
Insurance Expenses:									
Prop Liab Insurance	76000	492	552	684	548	546	546	546	-0.36%
Insurance Expenses Subtotal:		492	552	684	548	546	546	546	-0.36%
Total Other Operating:		61,867	5,473	7,931	11,889	11,987	12,987	12,987	9.24%
Expense Total:		202,418	148,603	133,746	157,389	196,154	197,154	197,154	25.27%
Property Lister (Levy):		(201,814)	(147,847)	(133,411)	(156,789)	(195,554)	(196,554)	(196,554)	25.36%
Fund balance applied (Note):		0	0	0	0	20,000	20,000	20,000	100.00%
Net Property Lister		(201,814)	(147,847)	(133,411)	(156,789)	(175,554)	(176,554)	(176,554)	12.61%

Note: fund balance applied will reduce ending fund balance.

LAND RECORDS MODERNIZATION FUND

General Fund – Department: 081

2016 BUDGET NARRATIVE

HIGHLIGHTS

DESCRIPTION: The Land Records Modernization Fund is a separate fund created under Wisconsin Statutes which receives money when people register documents at the Register of Deeds office. Monies accumulated in this fund can be used for land records modernization project costs which can include equipment and software purchases as well as training in their use. The funds can also be used to retire debt incurred to purchase and install these systems.

COUNTY LEVY: There is no property tax levy for this activity.

FUND BALANCE: A fund balance roll forward schedule can be viewed in the Overview section of the budget book. It is listed as Fund Projections in the table of contents.

SIGNIFICANT CHANGES FROM 2015 ADOPTED - Land Records Modernization

Significant changes from 2015	Effect on Budget	Effect on Surplus	Total	
2015 Budgeted Surplus / (Deficit)			\$ 60,007	
Significant changes to revenues:				
Account	Incr/(Decr) Revenue			Description
WI Department of Administration	50,000	50,000		Increase based on the anticipation of the 2016 Strategic Initiative Grant (SIG) in 2016.
Total revenue changes	50,000			
Significant changes to expenses:				
Account	Incr/(Decr) Expense			Description
Capital - Equipment	34,100	(34,100)		Increase to update servers in Register of Deeds office, provide space for future document recording.
Computer Software	9,500	(9,500)		Increase to enable local municipalities to enter their tax collections live into the tax system.
Professional Services	67,126	(67,126)		Increase for the 2015 Air Photo final payment, Farmland Preservation Plan Update and LiDAR processing.
Other small changes	(867)	867		This is a combination of small increases and decreases to revenue and expense accounts.
Total expense changes	109,859			
2016 Budgeted Surplus / (Deficit)			\$ 148	

Financial Summary Land Records Modernization

<u>Items</u>	<u>2015 7-Month Actual</u>	<u>2015 12-Month Estimate</u>	<u>2015 Adopted Budget</u>	<u>2015 Adjusted Budget</u>	<u>2016 Adopted Budget</u>
Total Revenues	117,664	228,100	222,175	222,175	273,100
Labor	-	-	-	-	-
Travel	49	400	800	800	500
Capital	-	-	-	-	34,100
Other Expenditures	134,215	191,905	161,368	190,518	238,352
Total Expenditures	134,264	192,305	162,168	191,318	272,952
Levy Before Fund Balance Adjustments			(60,007)		(148)
Increase / (Decrease) fund balance			60,007		148
Net Levy After Fund Balance Adjustments			-		

**Winnebago County
Budget Detail - 2016**

Description	Object	2012 Actual	2013 Actual	2014 Actual	2015 Adopted	2016 Request	2016 Executive	2016 Adopted	% Change From Prior Yr Adopted
Department - 081 - Land Records Modernization									
Revenue									
Intergov Rev:									
WI Dept of Administration	42002	18,737	300	1,000	1,000	51,000	51,000	51,000	5,000.00%
Intergov Rev Subtotal:		18,737	300	1,000	1,000	51,000	51,000	51,000	5,000.00%
Public Services:									
Recording Fees	45010	201,855	179,994	136,914	165,000	166,000	166,000	166,000	0.61%
Recording Fees	45068	67,318	60,462	45,638	55,000	56,000	56,000	56,000	1.82%
Public Services Subtotal:		269,173	240,456	182,552	220,000	222,000	222,000	222,000	0.91%
Interfund Revenue:									
Recording Fees	65010	0	0	0	350	0	0	0	-100.00%
Interfund Revenue Subtotal:		0	0	0	350	0	0	0	-100.00%
Total Operating Revenue:		287,910	240,756	183,552	221,350	273,000	273,000	273,000	23.33%
Interest:									
Interest Investments	48000	566	858	96	825	100	100	100	-87.88%
Investment Mark to Market	48002	0	(1,235)	77	0	0	0	0	0.00%
Interest Subtotal:		566	(376)	173	825	100	100	100	-87.88%
Transfers In:									
Other Transfers In	49501	0	0	24,000	0	0	0	0	0.00%
Transfers In Subtotal:		0	0	24,000	0	0	0	0	0.00%
Total Non-Operating Revenue:		566	(376)	24,173	825	100	100	100	-87.88%
Revenue Total:		288,476	240,380	207,725	222,175	273,100	273,100	273,100	22.92%

**Winnebago County
Budget Detail - 2016**

Description	Object	2012 Actual	2013 Actual	2014 Actual	2015 Adopted	2016 Request	2016 Executive	2016 Adopted	% Change From Prior Yr Adopted
Department - 081 - Land Records Modernization									
Expense									
Travel:									
Registration Tuition	52001	4,740	5,210	4,405	400	100	100	100	-75.00%
Automobile Allowance	52002	514	175	105	125	125	125	125	0.00%
Meals	52005	220	0	0	50	50	50	50	0.00%
Lodging	52006	830	140	70	200	200	200	200	0.00%
Other Travel Exp	52007	46	0	0	25	25	25	25	0.00%
Travel Subtotal:		6,349	5,525	4,580	800	500	500	500	-37.50%
Total Travel:		6,349	5,525	4,580	800	500	500	500	-37.50%
Capital Outlay:									
Equipment	58004	0	18,489	0	0	34,100	34,100	34,100	100.00%
Capital Outlay Subtotal:		0	18,489	0	0	34,100	34,100	34,100	100.00%
Total Capital:		0	18,489	0	0	34,100	34,100	34,100	100.00%
Office:									
Print Duplicate	53003	0	2,323	0	200	500	500	500	150.00%
Computer Software	53006	2,250	65,643	356	500	10,000	10,000	10,000	1,900.00%
Office Subtotal:		2,250	67,966	356	700	10,500	10,500	10,500	1,400.00%
Operating:									
Membership Dues	53502	0	50	0	0	0	0	0	0.00%
Small Equipment	53522	0	781	1,100	1,500	1,100	1,100	1,100	-26.67%
Small Equipment Technology	53580	1,660	0	0	0	0	0	0	0.00%
Operating Subtotal:		1,660	831	1,100	1,500	1,100	1,100	1,100	-26.67%
Repairs & Maint:									
Equipment Repairs	54029	2,442	1,551	1,551	1,550	0	0	0	-100.00%
Repairs & Maint Subtotal:		2,442	1,551	1,551	1,550	0	0	0	-100.00%

**Winnebago County
Budget Detail - 2016**

Description	Object	2012 Actual	2013 Actual	2014 Actual	2015 Adopted	2016 Request	2016 Executive	2016 Adopted	% Change From Prior Yr Adopted
Department - 081 - Land Records Modernization									
Contractual Services:									
Grounds Maintenance	55007	318	646	419	300	400	400	400	33.33%
Data Processing	55013	68,419	97,461	101,969	116,509	118,259	118,259	118,259	1.50%
Professional Service	55014	137,205	50,000	176,596	40,000	107,126	107,126	107,126	167.82%
Contractual Services Subtotal:		205,942	148,107	278,984	156,809	225,785	225,785	225,785	43.99%
Insurance Expenses:									
Prop Liab Insurance	76000	528	756	684	809	967	967	967	19.53%
Insurance Expenses Subtotal:		528	756	684	809	967	967	967	19.53%
Total Other Operating:		212,823	219,212	282,675	161,368	238,352	238,352	238,352	47.71%
Transfers Out:									
Other Transfers Out	59501	20,000	22,500	0	0	0	0	0	0.00%
Transfers Out Subtotal:		20,000	22,500	0	0	0	0	0	0.00%
Total Non-Operating Expense:		20,000	22,500	0	0	0	0	0	0.00%
Expense Total:		239,172	265,726	287,255	162,168	272,952	272,952	272,952	68.31%
Land Records Modernization Net Surplus / (Deficit):		49,304	(25,347)	(79,530)	60,007	148	148	148	-99.75%

Note: a deficit will result in a draw down of fund balance. A surplus will increase the ending fund balance.

**WINNEBAGO COUNTY
CAPITAL OUTLAY - 2016**

<u>Department</u>	<u>Description</u>	<u>Quantity</u>	<u>Unit Cost</u>	<u>Capital Outlay</u>
Land Records				
Modernization -	Server & Software	1	34,100	34,100
		1		34,100

LAND & WATER CONSERVATION

General Fund – Division: 082
2016 BUDGET NARRATIVE

DEPARTMENT HEAD: Thomas Davies
LOCATION: James P. Coughlin Center
625 E. County Road Y, Suite 100
Oshkosh, WI 54901

TELEPHONE: 232-1951

MISSION STATEMENT:

To provide a full range of professional services in the planning, design, and implementation of programs and projects that protect, restore, and sustain the natural resources of Winnebago County.

PROGRAM DESCRIPTION:

LAND & WATER RESOURCE MANAGEMENT- Land and water resource assessments, inventories, NR151/ATCP50 compliance reviews, management plans, training and information and education services provided to landowners on individual land parcels and units of government for site specific and regional concerns. Complete, maintain and revise the State mandated, Winnebago County Land and Water Resource Management Plan.

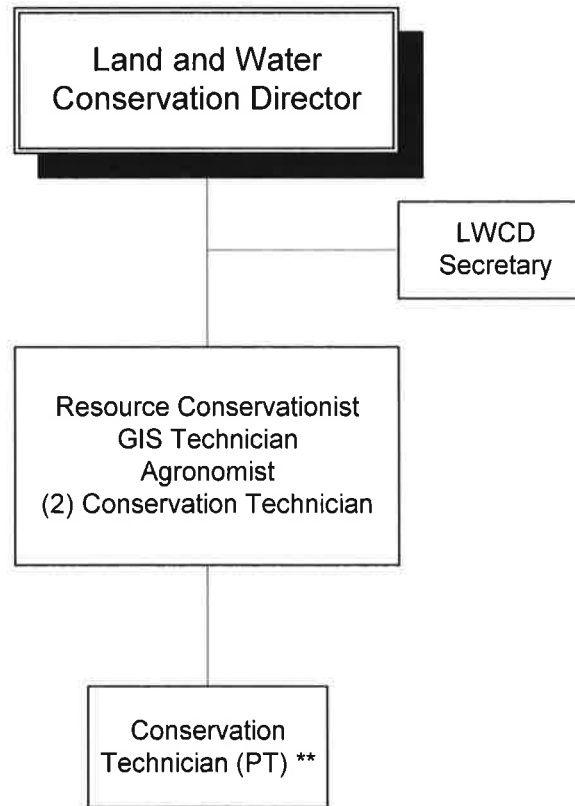
RESOURCE PLAN REVIEWS- Review surface drainage and agricultural land development projects and issue livestock waste management/erosion control permits and conduct onsite inspections of installed practices. These services are provided in accordance with the Winnebago County Livestock Waste Management, and Stormwater / Erosion Control ordinances. Provide State MS4 compliance for all required county owned properties.

DESIGN & CONSTRUCTION MANAGEMENT- Design, cost estimation, layout, and construction oversight services for "best management practices" installed to improve and protect surface and ground water quality; prevent soil erosion; manage stormwater runoff; protect and expand woodland resources; restore and enhance wetlands and upland habitat and protect and restore stream banks and shorelands. This includes the administration and delivery of the USDA/WI Conservation Reserve Enhancement Program (CREP), the State mandated Agricultural Performance Standards and Prohibitions, and the State Farmland Preservation Tax Credit Program (FPP).

SOIL & WATER RESOURCE MANAGEMENT PROGRAM - source: WDATCP & WDNR, approximately \$232,000 for staff support (\$142,000) and cost sharing (\$90,000) to landowners for the installation of pollution abatement and water quality protection practices throughout the county.

COUNTY WATER QUALITY IMPROVEMENT PROGRAM – source: Winnebago County; provides \$80,000 to \$100,000 annually to cost-share the installation of best management practices for the abatement of non-point pollution, to educate citizens on the importance of natural resource protection and the financial and technical assistance available, and to leverage additional funds by providing matching or contributory dollars within grant requests.

LAND AND WATER CONSERVATION



** Unclassified Position

LAND & WATER CONSERVATION

General Fund – Division: 082
2016 BUDGET NARRATIVE

DEPARTMENT HEAD: Thomas E. Davies
LOCATION: Winnebago County LWCD
James P. Coughlin Center
625 E. County Road Y, Suite 100
Oshkosh, WI 54901-8131

TELEPHONE: 232-1951

2015 ACCOMPLISHMENTS:

1. Technical assistance services provided on approximately 40 separate practices involving the planning, design and construction of land and water resource improvement, restoration and protection components. These include shoreline protection and restoration, waterways and diversions, roof runoff controls, livestock waste transfer and storage facilities, barnyard runoff control systems, wetland restorations and well abandonments.
2. Technical assistance services were provided approximately 560 times for non-farm individuals, 710 times for farmers and 390 times for units of government.
3. Approximately 75 cost-share contracts with landowners were processed, accounting for approx. \$300,000 in county and state cost-share funds paid out for the installation of non-point pollution abatement measures throughout the county.
4. Issued approximately 16-20 LWMO permits to various livestock operations around the county for new or expanded facilities. Continued the LWMO review program during permit issuance to inform livestock operators of the impacts of the ordinance on their operations and to help them avoid water pollution problems.
5. Secured state & local grants for \$415,000 to support implementation of the LWCD's soil and water resource protection programs, including Land and Water Resource Mgmt. Plan Implementation, the State Ag Performance Standards and locally identified resource concerns.
6. Completed Farmland Preservation Program compliance certifications for 82 landowners, affecting 13,244 acres of cropland and providing an estimated \$99,330 in tax credits for county participants.
7. Continued formal implementation of the Ag Performance Standards in accordance with NR 151 and DATCP 50 targeting the FPP participants, and tracked compliance on the GIS based recording system.

8. Completed WDNR MS4 phase two permit requirements for WC.
9. Coordinated and administered the sale of 34,000 trees, 7,500 trees planted with county planters and the sale of related supplies to approx. 30 landowners in Winnebago County.
10. Coordinated, conducted and installed numerous I & E presentations and demonstration projects, newsletter articles, including Conservation Field Days, WPS Farm Show and LWCD Awareness presentations to Local, State and Federal Agencies, the Media, Private Organizations and Industry. Completed the LWCD Annual Report and distributed to Federal, State, County, Town and Local government/agencies.

2016 GOALS & OBJECTIVES:

1. Secure \$480,000 in funding sources to support administrative and technical components of the department's soil and water resource protection programs including cost-sharing for pollution abatement measures installed by landowners throughout Winnebago County.
2. Continue the County funded Water Quality Improvement Program, providing \$80,000 to \$100,000 in annual cost-share funds toward pollution abatement projects at critical or high priority sites throughout the county.
3. Continue implementation of the Agricultural Performance Standards as identified in the Winnebago County LWRMP and required by the State Law, targeting the FPP participants required to meet the Standards in order to receive their tax credits.
4. Continue to improve interdepartmental and intergovernmental communication regarding ordinance enforcement, LWMO permits, the implementation/administration of NR216/MS4 – Storm water Pollution Prevention Program, and Chapter 88- Drainage of Lands, to better serve the Towns and Constituents of Winnebago County.
5. Sign 40-50 new cost share agreements for the installation of conservation practices with landowners of Winnebago County.
6. Coordinate, conduct and install numerous I & E presentations and demonstration projects, including Conservation Field Days, Town meetings, LWMO & TMDL informational meetings and overall LWCD Awareness presentations to Local and Regional Organizations and Industry.
7. Assist local organizations and municipalities with Invasive Species issues.
8. Seek out new funding and grant sources to implement conservation practices on developed and undeveloped sites and to provide information and education throughout Winnebago County.
9. Generate the Winnebago County 2017 Plat book and sell 40, providing \$1,360 of levy reducing revenue.
10. Begin TMDL implementation in the Lower Fox River Watershed within Winnebago County.
11. Begin planning stages of TMDL for the Upper Fox / Wolf Watershed within Winnebago County.

LAND & WATER CONSERVATION

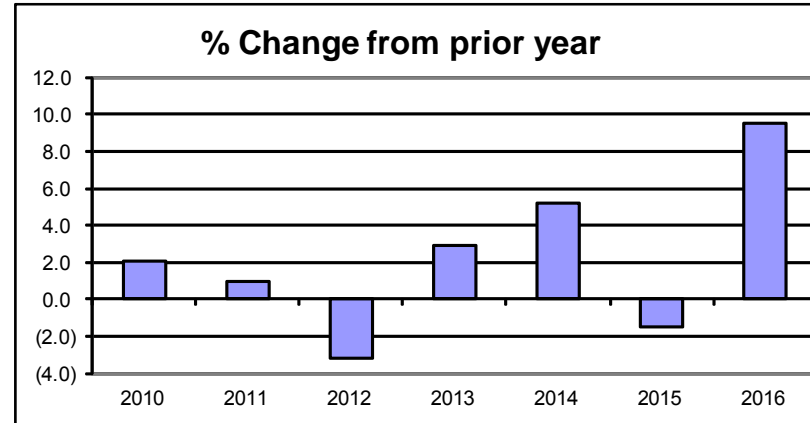
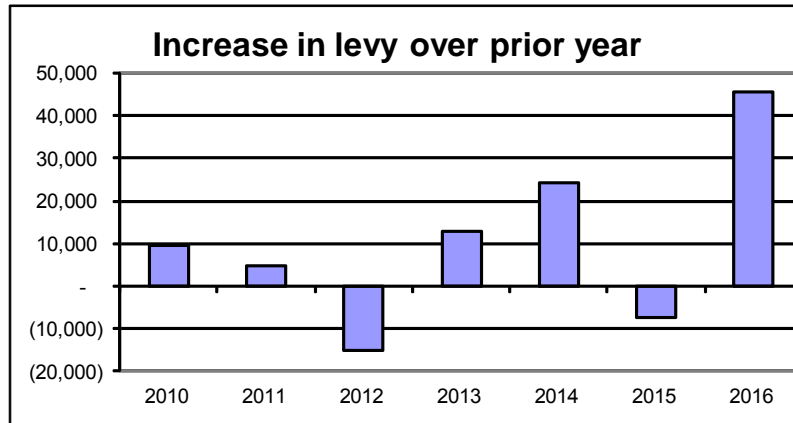
2016 BUDGET NARRATIVE HIGHLIGHTS

DEPARTMENT STAFFING:

	2007	2008	2009	2010	2011	2012	2013	2014	2015	2016
Full Time	7	7	7	7	8	8	7	7	7	7
Part Time	1	1	1	1	0	0	0	0	0	0
Total	8	8	8	8	8	8	7	7	7	7

There is no change in the department staffing table for 2016.

COUNTY LEVY: The tax levy for 2016 is \$521,950, an increase of \$45,484 or 9.5% over 2015.



SIGNIFICANT CHANGES FROM 2015 ADOPTED - Land & Water Conservation

Account	Amount	Description
Significant changes from 2015		
Tax Levy 2015	\$ 476,466	
Revenue Changes - impact on levy:		
none	-	
Expense Changes - impact on levy:		
Equipment	30,000	Increase for the purchase of a new truck, cap and towing accessories.
Operating Grants	10,000	Increase in state cost sharing funds for conservation practices.
Contracted Services	5,000	Increase based on costs associated with printing and binding of the new 2017 plat books.
Other small changes	484	This is a combination of small increases and decreases to revenue and expense accounts.
Tax Levy 2016	\$ 521,950	

Financial Summary Land & Water Conservation

<u>Items</u>	<u>2015 7-Month Actual</u>	<u>2015 12-Month Estimate</u>	<u>2015 Adopted Budget</u>	<u>2015 Adjusted Budget</u>	<u>2016 Adopted Budget</u>
Total Revenues	34,661	287,039	361,343	476,319	369,054
Labor	313,784	543,296	543,296	543,296	548,026
Travel	1,818	4,900	4,750	4,750	5,000
Capital	-	-	-	-	30,000
Other Expenditures	102,282	226,543	289,763	456,107	307,978
Total Expenditures	417,884	774,739	837,809	1,004,153	891,004
Levy			476,466		521,950

**Winnebago County
Budget Detail - 2016**

Description	Object	2012 Actual	2013 Actual	2014 Actual	2015 Adopted	2016 Request	2016 Executive	2016 Adopted	% Change From Prior Yr Adopted
Division - 082 - Land and Water Conservation									
Revenue									
Intergov Rev:									
WI Dept of Administration	42002	85,915	0	0	40,000	40,000	40,000	40,000	0.00%
Agri Trade Consumer Protection	42004	198,113	151,454	293,749	232,000	242,000	242,000	242,000	4.31%
WI Natural Resources	42009	15,176	0	15,030	44,300	43,800	43,800	43,800	-1.13%
Intergov Rev Subtotal:		299,204	151,454	308,779	316,300	325,800	325,800	325,800	3.00%
Licenses:									
EC Permits	44010	15,175	0	0	0	0	0	0	0.00%
Licenses Subtotal:		15,175	0	0	0	0	0	0	0.00%
Fines and Permits:									
County Fines	44100	0	0	250	500	500	500	500	0.00%
Fines and Permits Subtotal:		0	0	250	500	500	500	500	0.00%
Public Services:									
Forms Copies Etc	45003	8	7	1	24	22	22	22	-8.33%
Conservation Services	45004	11,114	2,686	0	5,000	5,000	5,000	5,000	0.00%
Inspection Fees	45021	1,080	0	0	0	0	0	0	0.00%
Other Public Charges	45057	6,520	4,106	8,344	9,000	9,000	9,000	9,000	0.00%
Public Services Subtotal:		18,721	6,799	8,344	14,024	14,022	14,022	14,022	-0.01%
Interfund Revenue:									
Conservation Services	65004	18,604	19,503	15,102	15,019	14,982	14,982	14,982	-0.25%
Interfund Revenue Subtotal:		18,604	19,503	15,102	15,019	14,982	14,982	14,982	-0.25%
Total Operating Revenue:		351,704	177,756	332,475	345,843	355,304	355,304	355,304	2.74%

**Winnebago County
Budget Detail - 2016**

Description	Object	2012 Actual	2013 Actual	2014 Actual	2015 Adopted	2016 Request	2016 Executive	2016 Adopted	% Change From Prior Yr Adopted
Division - 082 - Land and Water Conservation									
Misc Revenues:									
Rental Equipment	48101	468	1,809	887	1,500	1,000	1,000	1,000	-33.33%
Sale Of Prop Equip	48104	4,235	0	2,850	0	0	0	0	0.00%
Material Sales	48105	11,026	6,821	4,995	14,000	12,750	12,750	12,750	-8.93%
Misc Revenues Subtotal:		15,729	8,630	8,732	15,500	13,750	13,750	13,750	-11.29%
Total Non-Operating Revenue:		15,729	8,630	8,732	15,500	13,750	13,750	13,750	-11.29%
Revenue Total:		367,433	186,385	341,207	361,343	369,054	369,054	369,054	2.13%
Expense									
Wages:									
Regular Pay	51100	322,912	347,530	364,125	375,628	379,988	379,988	379,988	1.16%
Temporary Employees	51101	0	10,032	0	0	0	0	0	0.00%
Overtime	51105	0	106	0	0	0	0	0	0.00%
Comp Time	51108	22	0	64	0	0	0	0	0.00%
Wages Subtotal:		322,934	357,667	364,189	375,628	379,988	379,988	379,988	1.16%
Fringes Benefits:									
FICA Medicare	51200	23,338	26,411	26,259	28,736	29,069	29,069	29,069	1.16%
Health Insurance	51201	75,042	79,691	97,215	102,532	103,927	103,927	103,927	1.36%
Dental Insurance	51202	4,888	6,457	6,480	6,871	5,784	5,784	5,784	-15.82%
Workers Compensation	51203	2,411	5,429	2,135	2,070	2,051	2,051	2,051	-0.92%
WI Retirement	51206	18,700	23,103	25,423	25,543	25,079	25,079	25,079	-1.82%
Fringe Benefits Other	51207	1,912	2,012	2,370	1,916	2,128	2,128	2,128	11.06%
Fringes Benefits Subtotal:		126,291	143,103	159,882	167,668	168,038	168,038	168,038	0.22%
Total Labor:		449,225	500,771	524,071	543,296	548,026	548,026	548,026	0.87%

**Winnebago County
Budget Detail - 2016**

Description	Object	2012 Actual	2013 Actual	2014 Actual	2015 Adopted	2016 Request	2016 Executive	2016 Adopted	% Change From Prior Yr Adopted
Division - 082 - Land and Water Conservation									
Travel:									
Registration Tuition	52001	2,697	2,382	2,076	3,000	3,000	3,000	3,000	0.00%
Automobile Allowance	52002	0	0	84	100	300	300	300	200.00%
Meals	52005	197	343	92	350	350	350	350	0.00%
Lodging	52006	910	870	290	1,000	1,000	1,000	1,000	0.00%
Other Travel Exp	52007	0	0	8	50	50	50	50	0.00%
Taxable Meals	52008	152	28	170	250	300	300	300	20.00%
Travel Subtotal:		3,957	3,623	2,720	4,750	5,000	5,000	5,000	5.26%
Total Travel:		3,957	3,623	2,720	4,750	5,000	5,000	5,000	5.26%
Capital Outlay:									
Equipment	58004	19,659	0	24,500	0	30,000	30,000	30,000	100.00%
Capital Outlay Subtotal:		19,659	0	24,500	0	30,000	30,000	30,000	100.00%
Total Capital:		19,659	0	24,500	0	30,000	30,000	30,000	100.00%
Office:									
Office Supplies	53000	713	1,072	1,014	600	600	600	600	0.00%
Stationery and Forms	53001	0	0	0	100	150	150	150	50.00%
Printing Supplies	53002	279	134	202	300	300	300	300	0.00%
Print Duplicate	53003	4,651	0	0	150	150	150	150	0.00%
Postage and Box Rent	53004	31	134	155	150	150	150	150	0.00%
Computer Supplies	53005	96	0	134	200	200	200	200	0.00%
Computer Software	53006	3,505	3,648	876	4,200	5,000	5,000	5,000	19.05%
Telephone	53008	623	785	1,017	1,000	2,400	2,400	2,400	140.00%
Telephone Supplies	53009	37	0	0	100	100	100	100	0.00%
Long Distance	53011	0	0	0	0	0	0	0	0.00%
Wireless	53012	185	139	293	800	0	0	0	-100.00%
Office Subtotal:		10,120	5,912	3,690	7,600	9,050	9,050	9,050	19.08%

**Winnebago County
Budget Detail - 2016**

Description	Object	2012 Actual	2013 Actual	2014 Actual	2015 Adopted	2016 Request	2016 Executive	2016 Adopted	% Change From Prior Yr Adopted
Division - 082 - Land and Water Conservation									
Operating:									
Advertising	53500	0	0	377	400	400	400	400	0.00%
Subscriptions	53501	0	193	179	200	250	250	250	25.00%
Membership Dues	53502	4,571	3,308	3,447	4,000	4,200	4,200	4,200	5.00%
Agricultural Supplies	53515	2,818	2,029	3,286	3,500	3,500	3,500	3,500	0.00%
Food	53520	82	84	94	100	200	200	200	100.00%
Small Equipment	53522	665	1,513	633	1,675	1,600	1,600	1,600	-4.48%
Other Operating Supplies	53533	414	237	205	500	500	500	500	0.00%
Motor Fuel	53548	63	10	112	100	200	200	200	100.00%
Operating Licenses Fees	53553	573	620	667	700	700	700	700	0.00%
Operating Grants	53565	224,900	46,323	202,847	232,000	242,000	242,000	242,000	4.31%
Small Equipment Technology	53580	606	2,092	1,744	1,075	1,000	1,000	1,000	-6.98%
Print Duplicate	73003	1,005	1,378	1,496	1,700	1,800	1,800	1,800	5.88%
Postage and Box Rent	73004	437	402	329	600	800	800	800	33.33%
Motor Fuel	73548	3,364	3,042	3,752	3,500	3,500	3,500	3,500	0.00%
Operating licenses fees	73553	370	480	150	400	600	600	600	50.00%
Operating Subtotal:		239,868	61,711	219,318	250,450	261,250	261,250	261,250	4.31%
Repairs & Maint:									
Maintenance Equipment	54022	698	750	713	1,000	800	800	800	-20.00%
Maintenance Vehicles	54023	249	1,150	283	400	600	600	600	50.00%
Equipment Repairs	54029	954	950	77	600	600	600	600	0.00%
Maintenance Vehicles	74023	872	327	630	1,200	1,200	1,200	1,200	0.00%
Equipment Repairs	74029	363	363	396	396	396	396	396	0.00%
Repairs & Maint Subtotal:		3,136	3,540	2,098	3,596	3,596	3,596	3,596	0.00%
Contractual Services:									
Vehicle Repairs	55005	26	480	514	500	600	600	600	20.00%
Other Contract Serv	55030	13,666	13,198	9,053	22,000	27,000	27,000	27,000	22.73%
Contractual Services Subtotal:		13,692	13,677	9,568	22,500	27,600	27,600	27,600	22.67%

**Winnebago County
Budget Detail - 2016**

Description	Object	2012 Actual	2013 Actual	2014 Actual	2015 Adopted	2016 Request	2016 Executive	2016 Adopted	% Change From Prior Yr Adopted
Division - 082 - Land and Water Conservation									
Insurance Expenses:									
Prop Liab Insurance	76000	6,216	6,456	6,084	5,617	6,482	6,482	6,482	15.40%
Insurance Expenses Subtotal:		6,216	6,456	6,084	5,617	6,482	6,482	6,482	15.40%
Total Other Operating:		273,031	91,296	240,759	289,763	307,978	307,978	307,978	6.29%
Expense Total:		745,873	595,689	792,050	837,809	891,004	891,004	891,004	6.35%
Land and Water Conservation Net/(Levy):		(378,440)	(409,304)	(450,842)	(476,466)	(521,950)	(521,950)	(521,950)	9.55%

**WINNEBAGO COUNTY
CAPITAL OUTLAY - 2016**

<u>Department</u>	<u>Description</u>	<u>Quantity</u>	<u>Unit Cost</u>	<u>Capital Outlay</u>
Land & Water				
Conservation -	F150 4x4 Crew Cab, Cap and Towing Accessories	1	30,000	30,000
		1		30,000

SUMMARY BY DIVISION

	<u>Revenues</u>	<u>Expenses</u>	<u>Adjustments</u>	<u>Levy</u>
NON-DIVISIONAL BUDGETS				
County Board	\$ -	\$ 335,000	\$ -	\$ 335,000
Scholarship Program	200	9,000	200	9,000
Unclassified	4,960,800	3,088,187	- 868,000	(2,740,613)
	<u>\$ 4,961,000</u>	<u>\$ 3,432,187</u>	<u>\$ (867,800)</u>	<u>\$ (2,396,613)</u>

COUNTY BOARD

General Fund – Department: 001

2016 BUDGET NARRATIVE

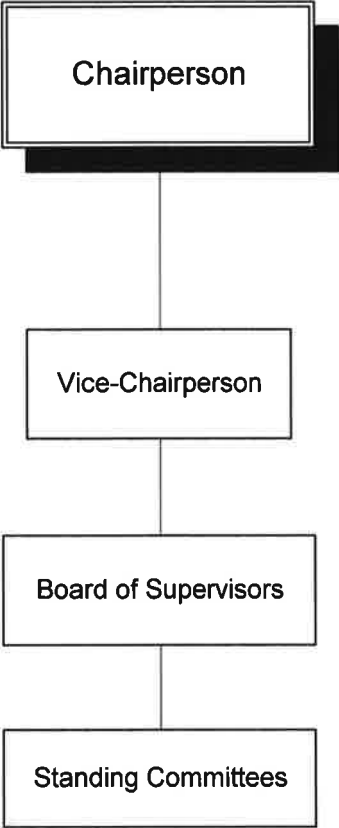
DEPARTMENT HEAD: David Albrecht
LOCATION: Winnebago County
112 Otter Avenue
Oshkosh, WI 54901

TELEPHONE: 232-3439

MISSION STATEMENT:

To set broad policy measures with regard to the needs of the County taxpayer. Evaluate the results of this policy and ongoing programs that have been previously established. Measure the effectiveness of the personnel assigned to oversee the policies and programs.

COUNTY BOARD



COUNTY BOARD

General Fund –Department: 001
2016 BUDGET NARRATIVE

DEPARTMENT HEAD: David Albrecht
LOCATION: Winnebago County
112 Otter Avenue
Oshkosh, WI 54901

TELEPHONE: 232-3439

2015 ACCOMPLISHMENTS:

AIRPORT

1. Wittman Regional Airport in Winnebago County is the Home and Host of the Annual Experimental Aircraft Association “Air Venture Oshkosh” held July 20, 2015 to July 26, 2015.
2. Over 550,000 people in attendance and 10,000 aircraft recorded in 2015.

HIGHWAY

1. CTH I Reconstruction – Approved \$30,000 to Continue and Complete the Design Phase for the Reconstruction of CTH I from Ripple Road to the Oshkosh City Limits
2. CTH CB and Oakridge Road intersection – traffic study to improve safety. \$100,000.00
3. The 2015 proposed milling and paving projects include CTH I from CTH N to Ripple Rd.; CTH Z from CTH I to STH 26; CTH BB from STH 76 to Cold Spring Rd.; CTH F from CTH K to Omro; and CTH N from CTH I to USH 41. These projects total approximately 11 miles and are estimated at 3.8 million dollars.

OTHER ACCOMPLISHMENTS:

- 1. With the aid of Special Orders Sessions has shepherded the simplification of complex and costly issues for the Board's consideration and deliberation, resulting in all presented projects being funded, with special recognition for County Highway capital improvement programs.**
- 2. Achieved Board support to purchase and outfit County Board Supervisors with i-Pad computers with an aim to ultimately go paperless for County Board and Committee meeting documents.**
- 3. Oversaw passage of a lease agreement delivering the Tri-County Ice Arena to a private non-profit under a 15 year lease to own arrangement, unburdening the County Board from expensive upkeep.**
- 4. Utilized Annual County Tour in May to educate Supervisors enabling approval of a County Park remodel; UW Fox Valley improvements; and transferred responsibility for the Tri-County Ice Arena.**
- 5. Convinced County Board Supervisors that partnership with City of Oshkosh and Oshkosh School District in a Health Clinic could achieve future savings in our Wisconsin Counties Association Group Insurance Trust Plan.**
- 6. Awarded ten \$1,000.00 scholarships to Winnebago County high school graduates going to college.**

2016 GOALS & OBJECTIVES:

1. COURT HOUSE SECURITY

- Construction of Welcome Center to the County Court House; Address Court Room needs for Judges.**

2. CONTINUE TO PARTNER WITH OUTAGAMIE COUNTY SUPPORTING UW FOX VALLEY

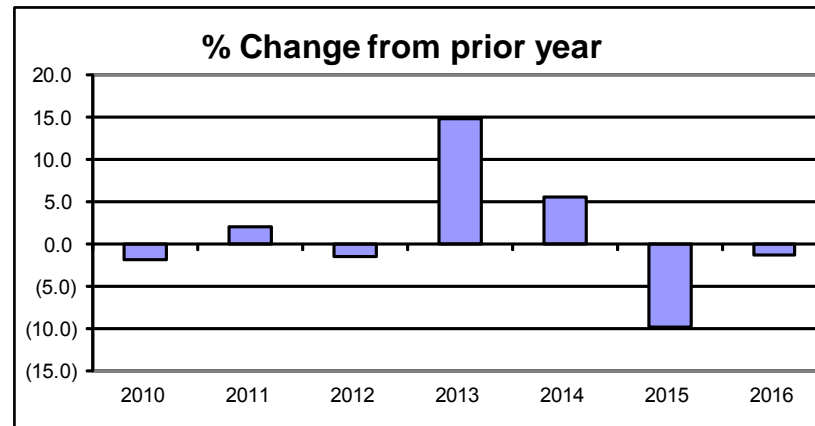
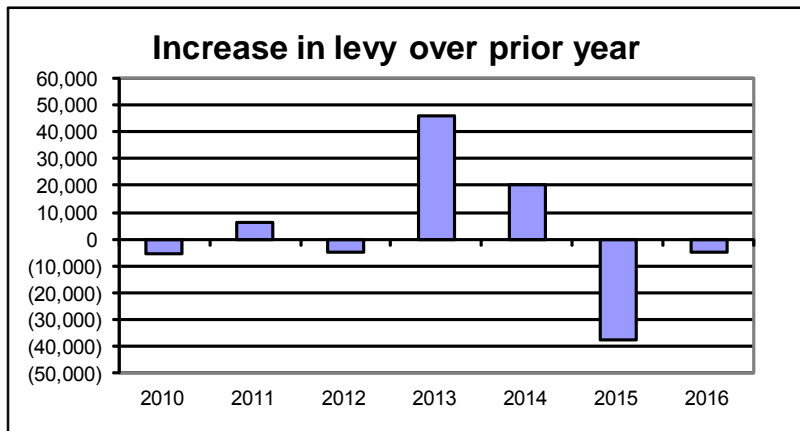
- Plan for long-range improvements to this facility by working with UW Fox Valley and Outagamie County.**

3. CONTINUE TO SERVE THE RESIDENTS OF WINNEBAGO COUNTY IN THE BEST MANNER POSSIBLE.

COUNTY BOARD

2016 BUDGET NARRATIVE HIGHLIGHTS

COUNTY LEVY: The 2016 tax levy is \$335,000, a decrease of \$4,825 or 1.4% under 2015.



Scholarship Fund:

COUNTY LEVY: The tax levy for the scholarship program is \$9,000 for 2016, no change from 2015.

A fund balance roll forward schedule can be viewed in the Overview section of the budget book. It is listed as Fund Projections in the table of contents.

SIGNIFICANT CHANGES FROM 2015 ADOPTED - County Board

Account	Amount	Description
Significant changes from 2015		
Tax Levy 2015	\$ 339,825	
Revenue Changes - impact on levy:		
None	-	
Expense Changes - impact on levy:		
Citizen Board Per Diem	(5,000)	Decrease based on prior three year history.
Small Equipment	(27,000)	Decrease - last year County Board purchased iPads (less small equipment needs in 2016).
Equipment Repairs	6,100	Increase due to maintenance agreement with Roll Call Pro - moving from data processing.
Data Processing	(6,950)	Decrease due to maintenance agreement with Roll Call Pro - moving to equipment repairs.
Fund Balance	30,000	No fund balance being applied to 2016 budget.
Other small changes	(1,975)	This is a combination of small increases and decreases to revenue and expense accounts.
Tax Levy 2016	\$ 335,000	

Financial Summary County Board

<u>Items</u>	<u>2015 8-Month Actual</u>	<u>2015 12-Month Estimate</u>	<u>2015 Adopted Budget</u>	<u>2015 Adjusted Budget</u>	<u>2016 Adopted Budget</u>
Total Revenues	-	-	-	-	-
Labor		160,500	173,000	173,000	165,125
Travel		63,909	72,825	72,825	72,325
Capital		-	-	-	-
Other Expenditures		112,240	124,000	124,000	97,550
Total Expenditures	-	336,649	369,825	369,825	335,000
Levy Before Fund Balance Adjustment			369,825		335,000
Decrease fund balance			(30,000)		-
Net Levy After Fund Balance Adjustment			339,825		335,000

**Winnebago County
Budget Detail - 2016**

Description	Object	2012 Actual	2013 Actual	2014 Actual	2015 Adopted	2016 Request	2016 Executive	2016 Adopted	% Change From Prior Yr Adopted
Department - 001 - Board									
Expense									
Wages:									
Elected Officials	51103	128,556	128,160	119,690	135,000	135,000	132,000	132,000	-2.22%
Citizen Board Per Diem	51106	16,764	13,662	14,234	25,500	25,500	20,500	20,500	-19.61%
Other Per Diem	51107	1,562	2,288	1,034	0	0	0	0	0.00%
Wages Subtotal:		146,882	144,110	134,958	160,500	160,500	152,500	152,500	-4.98%
Fringes Benefits:									
FICA Medicare	51200	10,275	10,935	10,072	12,000	12,120	12,120	12,120	1.00%
Workers Compensation	51203	313	401	109	500	505	505	505	1.00%
Fringes Benefits Subtotal:		10,588	11,336	10,181	12,500	12,625	12,625	12,625	1.00%
Total Labor:		157,470	155,446	145,139	173,000	173,125	165,125	165,125	-4.55%
Travel:									
Registration Tuition	52001	11,275	10,411	8,095	14,450	14,500	14,500	14,500	0.35%
Automobile Allowance	52002	33,723	33,437	31,959	35,500	35,000	35,000	35,000	-1.41%
Commercial Travel	52004	1,148	2,546	1,750	3,000	3,000	3,000	3,000	0.00%
Meals	52005	1,714	1,789	1,856	3,550	3,500	3,500	3,500	-1.41%
Lodging	52006	10,920	12,348	11,408	14,700	14,700	14,700	14,700	0.00%
Other Travel Exp	52007	927	1,111	497	1,015	1,015	1,015	1,015	0.00%
Taxable Meals	52008	340	514	344	610	610	610	610	0.00%
Travel Subtotal:		60,047	62,155	55,909	72,825	72,325	72,325	72,325	-0.69%
Total Travel:		60,047	62,155	55,909	72,825	72,325	72,325	72,325	-0.69%

**Winnebago County
Budget Detail - 2016**

Description	Object	2012 Actual	2013 Actual	2014 Actual	2015 Adopted	2016 Request	2016 Executive	2016 Adopted	% Change From Prior Yr Adopted
Department - 001 - Board									
Capital Outlay:									
Equipment	58004	0	76,468	0	0	0	0	0	0.00%
Capital Outlay Subtotal:		0	76,468	0	0	0	0	0	0.00%
Total Capital:		0	76,468	0	0	0	0	0	0.00%
Office:									
Office Supplies	53000	576	213	285	600	600	600	600	0.00%
Stationery and Forms	53001	209	109	18	200	200	200	200	0.00%
Printing Supplies	53002	0	49	0	200	200	200	200	0.00%
Postage and Box Rent	53004	1	0	0	200	0	0	0	-100.00%
Telephone	53008	61	(45)	355	200	2,000	2,000	2,000	900.00%
Long Distance	53011	0	0	34	0	0	0	0	0.00%
Wireless	53012	755	756	415	900	0	0	0	-100.00%
Office Subtotal:		1,602	1,083	1,107	2,300	3,000	3,000	3,000	30.43%
Operating:									
Advertising	53500	0	0	0	700	700	700	700	0.00%
Subscriptions	53501	580	700	680	900	900	900	900	0.00%
Membership Dues	53502	21,319	21,319	21,438	23,000	23,000	23,000	23,000	0.00%
Publish Legal Notices	53503	19,731	21,854	18,740	23,000	23,000	23,000	23,000	0.00%
Photo Processing	53504	0	0	352	500	500	500	500	0.00%
Food	53520	1,670	321	352	500	500	500	500	0.00%
Small Equipment	53522	0	0	0	36,500	9,500	9,500	9,500	-73.97%
Other Operating Supplies	53533	495	845	433	3,500	3,500	3,500	3,500	0.00%
Print Duplicate	73003	2,054	2,726	2,706	3,000	3,000	3,000	3,000	0.00%
Postage and Box Rent	73004	2,878	2,604	2,432	3,500	3,000	3,000	3,000	-14.29%
Food	73520	98	0	0	0	0	0	0	0.00%
Operating Subtotal:		48,825	50,369	47,132	95,100	67,600	67,600	67,600	-28.92%

**Winnebago County
Budget Detail - 2016**

Description	Object	2012 Actual	2013 Actual	2014 Actual	2015 Adopted	2016 Request	2016 Executive	2016 Adopted	% Change From Prior Yr Adopted
Department - 001 - Board									
Repairs & Maint:									
Maintenance Equipment	54022	63	44	37	50	50	50	50	0.00%
Equipment Repairs	54029	460	0	0	500	6,600	6,600	6,600	1,220.00%
Equipment Repairs	74029	132	165	198	300	1,500	1,500	1,500	400.00%
Repairs & Maint Subtotal:		655	209	235	850	8,150	8,150	8,150	858.82%
Contractual Services:									
Data Processing	55013	0	0	4,950	6,950	0	0	0	-100.00%
Professional Service	55014	0	0	0	30,000	30,000	30,000	30,000	0.00%
Personnel Services	75800	(11,193)	(11,430)	(11,478)	(12,000)	(12,000)	(12,000)	(12,000)	0.00%
Contractual Services Subtotal:		(11,193)	(11,430)	(6,528)	24,950	18,000	18,000	18,000	-27.86%
Insurance Expenses:									
Prop Liab Insurance	76000	792	780	840	800	800	800	800	0.00%
Insurance Expenses Subtotal:		792	780	840	800	800	800	800	0.00%
Total Other Operating:		40,681	41,010	42,785	124,000	97,550	97,550	97,550	-21.33%
Expense Total:		258,198	335,079	243,833	369,825	343,000	335,000	335,000	-9.42%
Board Net/(Levy):		(258,198)	(335,079)	(243,833)	(369,825)	(343,000)	(335,000)	(335,000)	-9.42%
Decrease fund balance		0	0	0	30,000	0	0	0	-100.00%
Net Board:		(258,198)	(335,079)	(243,833)	(339,825)	(343,000)	(335,000)	(335,000)	-1.42%

Financial Summary Scholarship Program

Items	2015 8-Month Actual	2015 12-Month Estimate	2015 Adopted Budget	2015 Adjusted Budget	2016 Adopted Budget
Total Revenues	-	200	100	100	200
Labor	-	-	-	-	-
Travel	-	-	-	-	-
Capital	-	-	-	-	-
Other Expenditures	-	10,000	9,000	10,000	9,000
Total Expenditures	-	10,000	9,000	10,000	9,000
Levy Before Fund Balance Adjustments			8,900		8,800
Increase / (Decrease) fund balance			100		200
Net Levy After Fund Balance Adjustments (Note)			9,000		9,000

Note: in prior years the levy was recorded as an other transfer in. This year reflecting as levy to be consistant with other departments.

**Winnebago County
Budget Detail - 2016**

Description	Object	2012 Actual	2013 Actual	2014 Actual	2015 Adopted	2016 Request	2016 Executive	2016 Adopted	% Change From Prior Yr Adopted
Department - 060 - Scholarship									
Revenue									
Public Services:									
Donations	45034	50	0	0	0	0	0	0	0.00%
Public Services Subtotal:		50	0	0	0	0	0	0	0.00%
Total Operating Revenue:		50	0	0	0	0	0	0	0.00%
Interest:									
Interest Investments	48000	268	313	290	100	200	200	200	100.00%
Investment Mark to Market	48002	0	(450)	233	0	0	0	0	0.00%
Interest Subtotal:		268	(137)	523	100	200	200	200	100.00%
Total Non-Operating Revenue:		268	(137)	523	100	200	200	200	100.00%
Revenue Total:		318	(137)	523	100	200	200	200	100.00%

**Winnebago County
Budget Detail - 2016**

Description	Object	2012 Actual	2013 Actual	2014 Actual	2015 Adopted	2016 Request	2016 Executive	2016 Adopted	% Change From Prior Yr Adopted
Department - 060 - Scholarship									
Expense									
Operating:									
Operating Grants	53565	7,500	9,000	8,000	9,000	9,000	9,000	9,000	0.00%
Operating Subtotal:		7,500	9,000	8,000	9,000	9,000	9,000	9,000	0.00%
Total Other Operating:		7,500	9,000	8,000	9,000	9,000	9,000	9,000	0.00%
Expense Total:		7,500	9,000	8,000	9,000	9,000	9,000	9,000	0.00%
Scholarship Net/(Levy):		(7,182)	(9,137)	(7,477)	(8,900)	(8,800)	(8,800)	(8,800)	-1.12%
(Increase) fund balance (Note):		0	0	0	(100)	(200)	(200)	(200)	100.00%
Net Scholarship (Note):		(7,182)	(9,137)	(7,477)	(9,000)	(9,000)	(9,000)	(9,000)	0.00%
Note: A negative number here represents a planned increase to fund balance for this activity.									

MISCELLANEOUS AND UNCLASSIFIED

General Fund – Department: 039

2016 BUDGET NARRATIVE

HIGHLIGHTS

DEPARTMENT DESCRIPTION: This area of the budget contains expenditures and revenues that cannot be assigned to a particular department. This includes contingency funds, operating grants, transfers to other funds, and other expenses in the expenditure area. The revenues are state-shared revenues, investment income, and indirect costs.

DEPARTMENT STAFFING: There is no county staffing charged to this department. Wage and benefit costs included are related to payouts to terminating employees.

OVERALL: The net overall increase to the surplus generated in this area is \$1,872,613. See significant changes from 2015 Adopted Budget for details on the following page.

SIGNIFICANT CHANGES FROM 2015 ADOPTED - Miscellaneous & Unclassified

Account	Amount	Description
Significant changes from 2015		
Net (Surplus) 2015	\$ (676,214)	
Revenue Changes - impact on levy:		
Interest Investments	(50,000)	Increase due to anticipated additional investment income due to projected increases in interest rates.
Sale of Property & Equipment	5,000	Decrease - this does not run consistently from year to year. The 2016 budget is based on looking at the last 3 years of actual and judgmentally arriving at a budget for the next year.
Other Miscellaneous Revenues	(1,000,000)	Increase in revenue because of a City Oshkosh TID that is closing out. The County will receive approx. \$1 million as a result of the distribution of remaining funds. City Oshkosh TID #9
Expense Changes - impact on levy:		
Regular Pay	6,000	Increase - this is second year using this. It is for sick leave funds going to the post retirement health insurance fund. The accounting for this here is still new so it is difficult to predict.
Payout Wages	(105,000)	Decrease - this is second year using this. It is for sick leave payouts going either directly to the terminating employee or to an annuity. This is for sick leave balances that are under \$5,000 and therefore don't qualify for the post retirement health treatment. The accounting for this is still new so it is difficult to predict.
FICA Medicare	(9,562)	Decrease - This is also the result of a change in how we are accounting for sick leave payouts. Again, it is a new process and there is little history to use for budgeting making it difficult.
Health Insurance	(50,000)	This represents the employers out of pocket cost for retiree's. The County was paying out the first \$750/\$1500 of costs for employees and retirees. The new proposed plan for 2016 will not be structured the same and there will be no employer out of pocket costs for retirees.
Bad Debt Expense	(5,000)	Decrease - can vary greatly from year to year. Budget is arrived at judgmentally by looking at past three years of history.
Taxes & Assessments	(5,000)	Decrease - can vary greatly from year to year. Budget is arrived at judgmentally by looking at past three years of history.
Tax Refunds	(10,000)	Decrease - can vary greatly from year to year. Budget is arrived at judgmentally by looking at past three years of history.
Other Miscellaneous Expense	12,000	Increase - can vary greatly from year to year. Budget is arrived at judgmentally by looking at past three years of history.
Professional Services	(4,000)	Decrease - reduction of investments under outside management should result in lower fees.
Fund Balance	(818,000)	The County is using \$750,000 of health insurance fund reserves to directly reduce the levy for this cost and an additional \$118,000 of general fund reserves to stay under the levy limit. The net increase in reserves used over the prior year is \$818,000.
Other small changes	(30,837)	This is a combination of small increases and decreases to revenue and expense accounts.
Tax Levy 2016	\$ (2,740,613)	Represents more revenue than expenses so this reduces the overall levy.

**Financial Summary
Miscellaneous & Unclassified**

<u>Items</u>	<u>2015 7-Month Actual</u>	<u>2015 12-Month Estimate</u>	<u>2015 Adopted Budget</u>	<u>2015 Adjusted Budget</u>	<u>2016 Adopted Budget</u>
Total Revenues	1,437,518	4,000,800	3,905,929	3,905,929	4,960,800
Labor	252,501	306,200	246,450	246,450	87,798
Travel	-	-	-	-	-
Capital	-	-	-	-	-
Other Expenditures (Note 1)	1,408,667	5,013,725	3,033,265	2,844,755	3,000,389
Total Expenditures	1,661,168	5,319,925	3,279,715	3,091,205	3,088,187
Levy Before Fund Balance Adjustments			(626,214)		(1,872,613)
Increase / (Decrease) fund balance			(50,000)		(868,000)
Net Levy After Fund Balance Adjustments			(676,214)		(2,740,613)
			<u>Increase / (Decrease) fund balance - components:</u>		
					750,000
					118,000
					<u>868,000</u>

**Winnebago County
Budget Detail - 2016**

Description	Object	2012 Actual	2013 Actual	2014 Actual	2015 Adopted	2016 Request	2016 Executive	2016 Adopted	% Change From Prior Yr Adopted
Department - 039 - Miscellaneous unclassified									
Revenue									
Taxes:									
Forest Crop Tax	41001	410	409	453	400	400	400	400	0.00%
Retained Sales Tax	41004	164	190	153	200	200	200	200	0.00%
Taxes Subtotal:		574	598	605	600	600	600	600	0.00%
Intergov Rev:									
State Shared Revenue	42001	3,324,436	3,321,551	3,320,117	3,195,000	3,200,000	3,200,000	3,200,000	0.16%
Indirect Cost	42020	103,692	81,816	149,718	140,129	145,000	145,000	145,000	3.48%
Intergov Rev Subtotal:		3,428,128	3,403,368	3,469,834	3,335,129	3,345,000	3,345,000	3,345,000	0.30%
Public Services:									
Other Public Charges	45057	120	165	150	200	200	200	200	0.00%
Public Services Subtotal:		120	165	150	200	200	200	200	0.00%
Total Operating Revenue:		3,428,822	3,404,131	3,470,590	3,335,929	3,345,800	3,345,800	3,345,800	0.30%
Interest:									
Interest Investments	48000	472,423	509,847	441,116	500,000	500,000	550,000	550,000	10.00%
Interest IDB Loans	48001	40,000	0	0	0	0	0	0	0.00%
Investment Mark to Market	48002	0	(733,518)	414,024	0	0	0	0	0.00%
Interest Subtotal:		512,423	(223,671)	855,140	500,000	500,000	550,000	550,000	10.00%
Misc Revenues:									
Sale Of Prop Equip	48104	19,228	32,910	13,054	20,000	15,000	15,000	15,000	-25.00%
Other Miscellaneous Revenues	48109	122,976	247,881	141,224	50,000	1,050,000	1,050,000	1,050,000	2,000.00%
Misc Revenues Subtotal:		142,204	280,791	154,277	70,000	1,065,000	1,065,000	1,065,000	1,421.43%

**Winnebago County
Budget Detail - 2016**

Description	Object	2012 Actual	2013 Actual	2014 Actual	2015 Adopted	2016 Request	2016 Executive	2016 Adopted	% Change From Prior Yr Adopted
Department - 039 - Miscellaneous unclassified									
Transfers In:									
Other Transfers In	49501	0	938,244	548,712	0	0	0	0	0.00%
Transfers In Subtotal:		0	938,244	548,712	0	0	0	0	0.00%
Total Non-Operating Revenue:									
		654,627	995,364	1,558,128	570,000	1,565,000	1,615,000	1,615,000	183.33%
Revenue Total:									
		4,083,449	4,399,495	5,028,718	3,905,929	4,910,800	4,960,800	4,960,800	27.01%
Expense									
Wages:									
Regular Pay	51100	92,215	(31,859)	5,483	0	6,000	6,000	6,000	100.00%
Temporary Employees	51101	0	(2,445)	0	0	0	0	0	0.00%
Payout Wages	51120	73,759	106,023	69,810	180,000	75,000	75,000	75,000	-58.33%
Payroll Sundry Account	51190	45,673	5,114	569	1,000	1,000	1,000	1,000	0.00%
Wages Subtotal:		211,646	76,833	75,861	181,000	82,000	82,000	82,000	-54.70%
Fringes Benefits:									
FICA Medicare	51200	27,097	6,018	5,854	15,300	5,738	5,738	5,738	-62.50%
Health Insurance	51201	5,796	20,871	36,194	50,000	40,000	0	0	-100.00%
Dental Insurance	51202	(108)	(6)	0	0	0	0	0	0.00%
Workers Compensation	51203	3,696	(1,627)	(210)	50	0	0	0	-100.00%
WI Retirement	51206	118	178	33	100	50	50	50	-50.00%
Fringe Benefits Other	51207	62	12	11	0	10	10	10	100.00%
Payout Fringes	51220	28,081	0	0	0	0	0	0	0.00%
Fringes Benefits Subtotal:		64,741	25,446	41,882	65,450	45,798	5,798	5,798	-91.14%
Total Labor:									
		276,388	102,278	117,743	246,450	127,798	87,798	87,798	-64.37%

**Winnebago County
Budget Detail - 2016**

Description	Object	2012 Actual	2013 Actual	2014 Actual	2015 Adopted	2016 Request	2016 Executive	2016 Adopted	% Change From Prior Yr Adopted
Department - 039 - Miscellaneous unclassified									
Office:									
Postage and Box Rent	53004	149	45	0	50	50	50	50	0.00%
Office Subtotal:		149	45	0	50	50	50	50	0.00%
Operating:									
Household Supplies	53516	0	7	15	100	50	50	50	-50.00%
Bad Debts Expense	53561	(95,440)	25,795	(6,943)	10,000	5,000	5,000	5,000	-50.00%
Taxes & Assessments	53562	102,574	9,151	0	10,000	5,000	5,000	5,000	-50.00%
Tax Refunds	53564	28,933	42,158	5,631	25,000	15,000	15,000	15,000	-40.00%
Operating Grants	53565	3,014,698	2,394,445	2,304,368	2,400,880	2,376,516	2,391,516	2,376,516	-1.01%
Other Miscellaneous	53568	(48,291)	5,443	41,523	3,000	15,000	15,000	15,000	400.00%
Postage and Box Rent	73004	0	5	0	0	0	0	0	0.00%
Operating Subtotal:		3,002,474	2,477,004	2,344,593	2,448,980	2,416,566	2,431,566	2,416,566	-1.32%
Repairs & Maint:									
Maintenance Grounds	74021	0	0	0	0	0	0	3,000	100.00%
Repairs & Maint Subtotal:		0	0	0	0	0	0	3,000	100.00%
Contractual Services:									
Professional Service	55014	43,558	59,791	47,593	54,000	50,000	50,000	50,000	-7.41%
Taxes Assessments	55054	0	0	1,186	2,000	2,000	2,000	2,000	0.00%
Contractual Services Subtotal:		43,558	59,791	48,779	56,000	52,000	52,000	52,000	-7.14%
Insurance Expenses:									
Claim Payments	56002	0	0	0	2,000	2,000	2,000	2,000	0.00%
Prop Liab Insurance	76000	8,748	11,196	12,768	11,235	11,773	11,773	11,773	4.79%
Insurance Expenses Subtotal:		8,748	11,196	12,768	13,235	13,773	13,773	13,773	4.06%
Total Other Operating:		3,054,929	2,548,036	2,406,141	2,518,265	2,482,389	2,497,389	2,485,389	-1.31%

**Winnebago County
Budget Detail - 2016**

Description	Object	2012 Actual	2013 Actual	2014 Actual	2015 Adopted	2016 Request	2016 Executive	2016 Adopted	% Change From Prior Yr Adopted
Department - 039 - Miscellaneous unclassified									
Transfers Out:									
Other Transfers Out	59501	0	8,464,067	6,609,932	190,000	190,000	190,000	190,000	0.00%
Transfers Out Subtotal:		0	8,464,067	6,609,932	190,000	190,000	190,000	190,000	0.00%
Other Financing Uses:									
Res Contingencies	59502	0	0	0	300,000	300,000	300,000	300,000	0.00%
Res Salaries	59503	0	0	0	25,000	25,000	25,000	25,000	0.00%
Other Financing Uses Subtotal:		0	0	0	325,000	325,000	325,000	325,000	0.00%
Total Non-Operating Expense:		0	8,464,067	6,609,932	515,000	515,000	515,000	515,000	0.00%
Expense Total:		3,331,317	11,114,381	9,133,816	3,279,715	3,125,187	3,100,187	3,088,187	-5.84%
Miscellaneous unclassified (Levy):		752,133	(6,714,887)	(4,105,098)	626,214	1,785,613	1,860,613	1,872,613	199.04%
Fund balance applied (Note):		0	0	0	50,000	0	880,000	868,000	1,636.00%
Net Miscellaneous unclassified:		752,133	(6,714,887)	(4,105,098)	676,214	1,785,613	2,740,613	2,740,613	305.29%

Note: Fund balance applied in this cost center is a use of fund balance to reduce the overall levy for the county.

WINNEBAGO COUNTY
2016 BUDGET
SCHEDULE OF MISCELLANEOUS OPERATING GRANT PAYMENTS

	2014 Budget	2015 Budget	2016 Budget	Increase / (decrease)	
				Amount	Percent
Library (See attached schedule)	\$ 2,001,450	\$ 1,922,693	\$ 1,949,022	26,329	1.37
Library fees due for County resident usage of other library systems	43,376	38,032	43,961	5,929	15.59
Regional Planning Commission	199,820	203,816	206,873	3,057	1.50
ADVOCAP	33,878	34,556	35,074	518	1.50
County Fair Association	50,000	50,000	50,000	0	0.00
Ambulance Service	3,464	3,533	3,586	53	1.50
Railroad Consortium (Note 1)	25,000	25,000	25,000	0	0.00
Aviation Park Business Accelerator grant	0	50,000	0	(50,000)	(100.00)
Lake Coordinator (Note 2)	0	0	15,000	15,000	100.00
Subtotal	\$ 2,278,231	\$ 2,327,630	\$ 2,328,516	886	0.04
Culvert and Bridge Aide	275,800	73,250	63,000	(10,250)	(13.99)
Totals	2,554,031	2,400,880	2,391,516	(9,364)	(0.39)

SCHEDULE OF MISCELLANEOUS INTERFUND TRANSFERS

Industrial Development Board Grant	190,000	190,000	190,000	0	0.00
Totals	169,000	199,000	190,000	0	0.00

Note 1: We will be withholding the 2015 payment until the consortium relocates the loading area for Oshkosh Corporation vehicles out of the Arlington neighborhood.

Note 2: The County Executive is requesting \$15,000 for 2016 to jointly support a Lake Winnebago System-wide program coordinator position with Fond du Lac and Calumet Counties. Responsibilities of the program coordinator include: Project management, partnership and collaboration development, outreach and communication, lake planning coordination, and coordination of a system-wide steering team.

**COUNTY LIBRARY LEVY REQUEST
COMPARATIVE DATA
LEVY ANALYSIS**

	<u>Used for 2016 library allocation</u>			2014 Library Allocation	2015 Library Allocation	2016 Library Allocation	<u>Change 2016 over / (under) 2015</u>	
	2015 Net Library Budget	Percent of County Users/Usage					Amount	Percent
Operating:								
Menasha	\$ 1,316,648	25.50% *	\$ 342,233	\$ 338,576	\$ 335,745	\$ (2,831)	(0.84)	
Neenah	1,958,369	36.40% *	698,899	699,699	712,846	13,147	1.88	
Omro	171,899	48.60%	82,330	78,234	83,543	5,309	6.79	
Oshkosh	2,993,755	17.20% *	500,667	493,755	514,926	21,171	4.29	
Winneconne	199,702	55.80% *	114,915	114,207	111,434	(2,773)	(2.43)	
Total operating	<u>6,640,373</u>		<u>1,739,044</u>	<u>1,724,471</u>	<u>1,758,494</u>	<u>34,023</u>	<u>1.97</u>	
Facilities:								
Menasha	224,400	25.50% *	61,710	59,242	57,222	(2,020)	(3.41)	
Neenah	286,304	36.40% *	107,078	104,215	104,215	0	0.00	
Omro	0		0	0	0	0	0.00	
Oshkosh	0	*	74,048	15,160	0	(15,160)	(100.00)	
Winneconne	34,214	55.80% *	19,570	19,605	19,091	(514)	(2.62)	
Total operating	<u>544,918</u>		<u>262,406</u>	<u>198,222</u>	<u>180,528</u>	<u>(17,694)</u>	<u>(8.93)</u>	
Special Project Grant (Note below)			<u>0</u>	<u>0</u>	<u>10,000</u>	<u>10,000</u>	<u>0.00</u>	
Unbudgeted amount						<u>0</u>	<u>0.00</u>	
Totals	\$ <u>7,185,291</u>		\$ <u>2,001,450</u>	\$ <u>1,922,693</u>	\$ <u>1,949,022</u>	\$ <u>26,329</u>	<u>1.37</u>	

2016 Net Library Budget - the 2016 library tax levy is based on the 2015 budget. The formula is always based on the past year budget because the municipalities do not prepare their library budgets for the next year until after the County has completed it's budget process.

Percent of County Users/Usage - the formula is set to allocate the County share of the library budget based on actual usage by County residents. This percent is based on the number of users outside of the municipality responsible for the library divided by the total of all usage of the facility.

Special Project Grant: The libraries are submitting a special project request of \$10,000 for the purchase of eBooks and eAudiobooks to be added to the Winnefox Overdrive Advantage Collection. This would supplement the \$75,715 that county libraries are spending on these materials this year. Use of these materials continues to increase; 2014 use was 30% over that of 2013 and use is up 16% for the first four months of this year.

* Percent of actual circulation

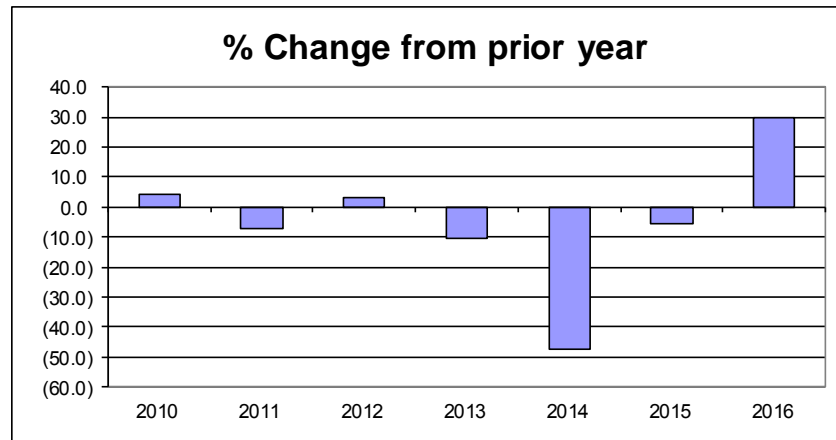
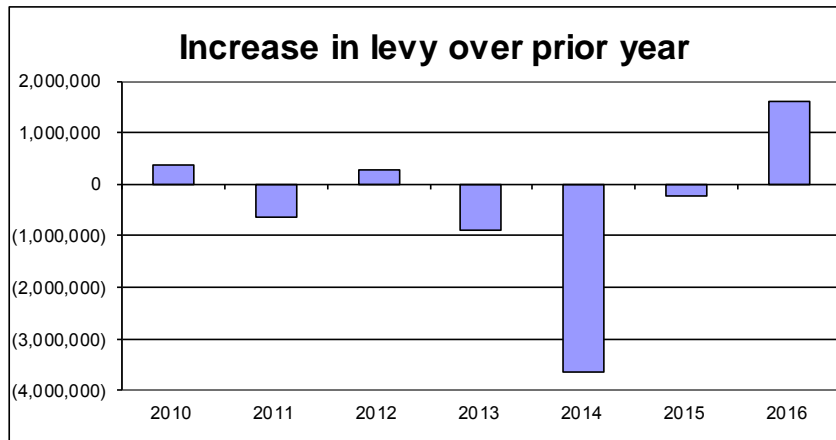
DEBT SERVICE

2016 BUDGET NARRATIVE HIGHLIGHTS

2016 BUDGET DETAIL:

NOTE: Debt of proprietary funds such as Airport, Park View Health Center, Solid Waste and Highway Department are reflected in the budgets of those departments and are backed out of the totals here. The debt service in this section only applies to the governmental funds. However charts and graphs are prepared to include all debt so the reader can get a complete view of all debt.

The 2016 net levy supported debt service in the Debt Service Fund is \$5,419,000, an increase of \$1,616,000 or 29.8% over 2015. The County has applied no reserves in 2016 and \$2,000,000 of reserves in 2015 to lower the tax levy for debt service. Reserves are available as a result of funds remaining from prior bonding issues. These funds must be applied to reduce debt service in subsequent years to avoid arbitrage penalties. There will be a borrowing for new projects in 2016 for an estimated \$13 million. Projects included in the 2016 borrowing include; Window replacements, Airport administration building, and various road resurfacing and reconstruction projects. Each of these projects must first be approved by the Winnebago County Board of Supervisors.



Borrowing transactions that occurred during 2015 follow: \$4,150,000. These funds were borrowed for projects including; road resurfacing, E911 hardware replacement and the start of the courthouse window replacement project.

There were no refunding or other borrowing transactions during 2015.

INDEBTEDNESS LIMITATIONS:

Total estimated outstanding debt is projected to be \$40,847,000 at the end of 2016. This is well below our debt limit of over \$604 million.

OUTSTANDING INDEBTEDNESS AND REPAYMENT:

Amounts of outstanding debt along with schedules of principal and interest due by year are on schedules that follow. All debt is fully retired after 10 years. The Levy & Non-Levy Debt graph that follows (a few pages later) shows our policy of maintaining level debt service payments each year while leaving room in the later years to accommodate new debt.

Debt service principal and interest on debt incurred to finance proprietary activities is accounted for in those proprietary funds. The debt service fund is used to account for the accumulation of resources for, and the payment of, general long-term debt principal, interest and related costs, for governmental funds. See the glossary at the end of the budget book for a definition of proprietary type activities. This section of the budget summarizes all debt service of the County and identifies that portion attributable to proprietary type activities. Explanations are only provided for those debt obligations that are still outstanding. These explanations are found later in this section just prior to debt service schedules.

Winnebago County

7/28/15 4:30pm

Budget Detail - 2016

Debt Service (Dollars in thousands)

	2012 Adopted Budget	2013 Adopted Budget	2014 Adopted Budget	2015 Adopted Budget	2016 Adopted Budget
Reimbursements for pass through debt					
Housing Authority	110	110	110	110	110
East Central Regional Planning Commission	18	18	18	18	18
Investment income	11	-	-	-	-
TOTAL REVENUES	139	128	128	128	128
<u>Principal payments:</u>					
G.O. Notes, Series 2003B	80	85	-	-	-
G.O. Notes, Series 2003D	400				
G.O. Notes, Series 2004 B Refunding	300	345	390	-	-
G.O. Notes, Series 2005B	250				
G.O. Notes, Series 2006 A	2,235	2,340	-	-	-
G.O. Notes, Series 2007 A	370	385	405		-
G.O. Notes, Series 2008 A	544	565	590	615	-
G.O. Notes, Series 2009 Trust Fund Loan	248	254	-	-	-
G.O. Notes, Series 2009 BAB	355	365	370	386	397
G.O. Notes, Series 2010 Refunding	3,940				
G.O. Notes, Series 2010 BAB	1,280	1,295	1,315	1,340	1,365
G.O Notes, Series 2010C Trust Fund Loan	38	57	60	63	66
G.O Notes, Series 2010D Trust Fund Loan	10	12	13	13	14
G.O. Notes, Series 2011 A	355	335	345	355	373
G.O. Notes, Series 2012 A		85	175	610	651
G.O. Notes, Series 2012 B		845	2,705	2,780	2,585
G.O. Notes, Series 2012 C		3,275	1,255	1,285	1,310
G.O. Notes, Series 2014 A		-	-	500	375

Winnebago County

7/28/15 4:30pm

Budget Detail - 2016

Debt Service (Dollars in thousands)

	2012 Adopted Budget	2013 Adopted Budget	2014 Adopted Budget	2015 Adopted Budget	2016 Adopted Budget
G.O. Notes, Series 2015 A					300
Total Principal	10,405	10,243	7,623	7,947	7,436
Interest payments:					
G.O. Notes, Series 2003B	39	2	-	-	-
G.O. Notes, Series 2003D	26				
G.O. Notes, Series 2004 B Refunding	180	25	9	-	-
G.O. Notes, Series 2005B	33				
G.O. Notes, Series 2006 A	459	48	-	-	-
G.O. Notes, Series 2007 A	86	72	57	-	-
G.O. Notes, Series 2008 A	137	121	103	84	-
G.O. Notes, Series 2009 Trust Fund Loan	98	86	-	-	-
G.O. Notes, Series 2009 BAB	104	96	56	48	39
G.O. Notes, Series 2010 Refunding	29				
G.O. Notes, Series 2010 BAB	239	156	146	133	118
G.O Notes, Series 2010C Trust Fund Loan	73	54	51	47	44
G.O Notes, Series 2010D Trust Fund Loan	8	6	5	5	4
G.O. Notes, Series 2011 A	107	70	63	54	47
G.O. Notes, Series 2012 A		54	53	45	44
G.O. Notes, Series 2012 B		203	167	109	43
G.O. Notes, Series 2012 C		369	235	210	184
G.O. Notes, Series 2014 A		-	-	83	79
G.O. Notes, Series 2015 A					90
Total Interest	1,618	1,362	945	818	692

Winnebago County

7/28/15 4:30pm

Budget Detail - 2016

Debt Service (Dollars in thousands)

	2012 Adopted Budget	2013 Adopted Budget	2014 Adopted Budget	2015 Adopted Budget	2016 Adopted Budget
TOTAL EXPENSES	12,023	11,605	8,568	8,765	8,128
Gross levy	11,884	11,477	8,440	8,637	8,000
Less amounts charged to:					
Airport fund	(193)	(152)	(162)	(106)	(54)
Solid Waste fund	(14)	(14)	(14)	(15)	(16)
Park View Health center	(2,855)	(3,380)	(2,616)	(2,637)	(2,431)
Highway	(74)	(59)	(75)	(76)	(80)
LEVY debt service fund	8,748	7,872	5,573	5,803	5,419
Add back levy departments					
Airport fund	193	152	162	106	54
Park View Health Center	2,855	3,380	2,616	2,637	2,431
Fund balance applied (Note)	(200)	(200)	(1,550)	(2,000)	-
Total all debt service levy	11,596	11,204	6,801	6,546	7,904

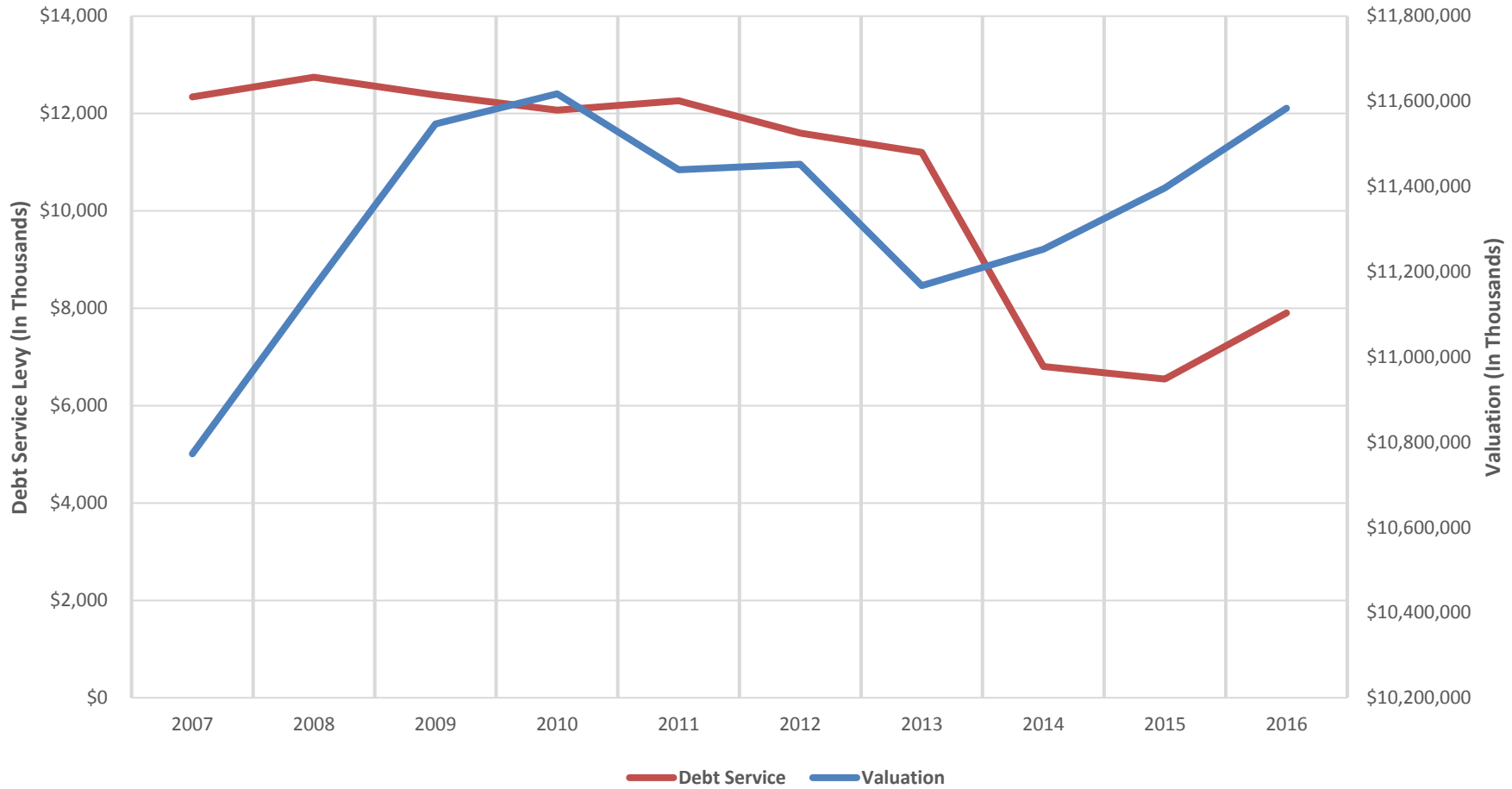
Note: Fund balance applies is a use of fund balance to reduce the levy for this activity.

WINNEBAGO COUNTY
OUTSTANDING INDEBTEDNESS - ALL

(Includes Solid Waste and Highway Debt because they are included in Debt Limit Calculations)

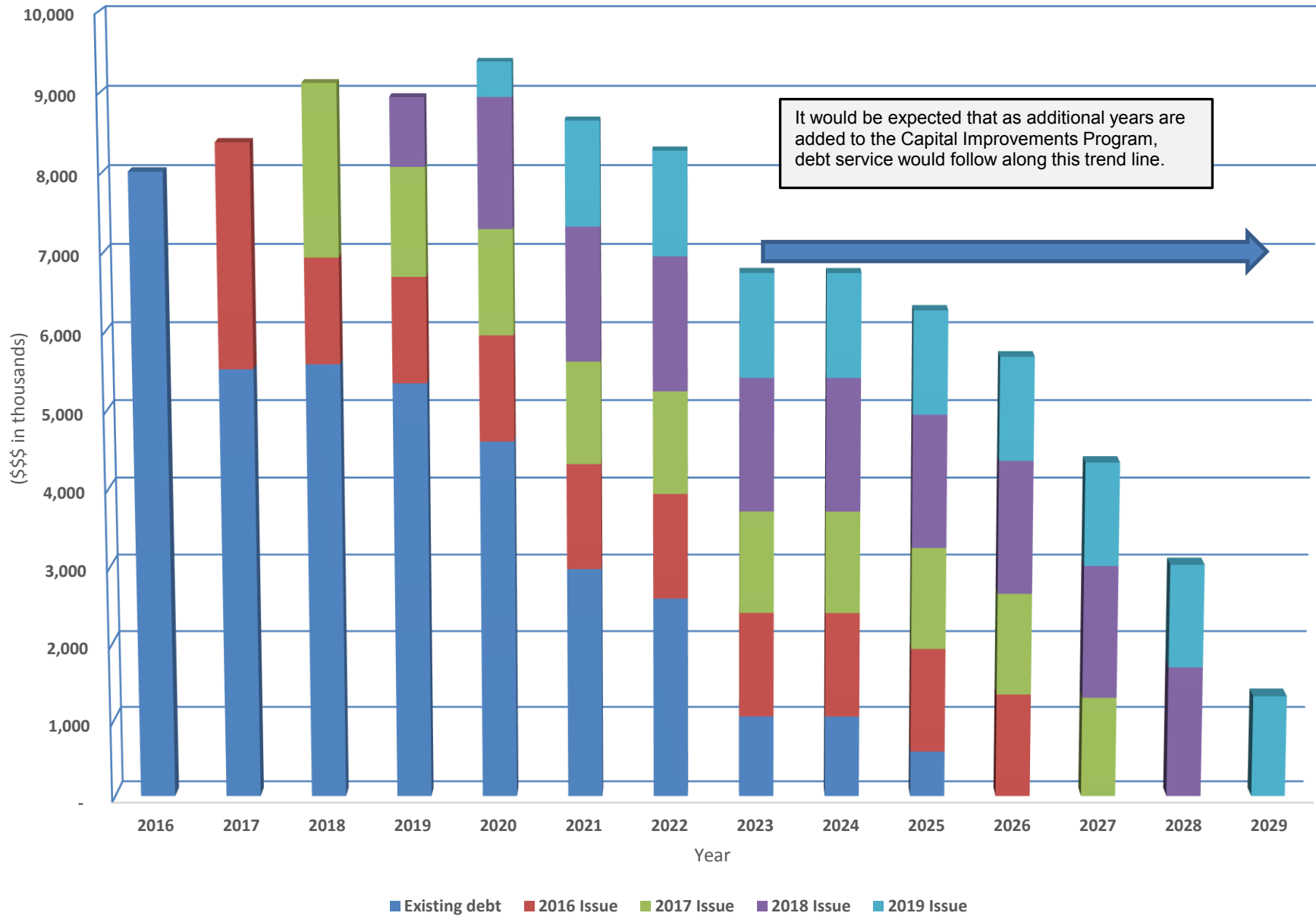
Notes:	ISSUE DATE	MATURITY DATE	NET EFFECTIVE INTEREST RATE	OUTSTANDING 12/31/15	2016 PRINCIPAL PAID	2016 NEW DEBT	12/31/16 OUTSTANDING DEBT (Projected)	
Taxable Gen Oblig (Build America Bonds) Series 2009B	11/10/09	04/01/2019	2.9900%	1,657,000	397,000		1,260,000	
General Obligation Notes Series 2010B	11/19/10	04/01/2020	3.7100%	7,145,000	1,365,000		5,780,000	
State of Wisconsin Trust Fund Loan Series 2010C	11/22/10	03/15/2025	5.2500%	841,000	66,000		775,000	
State of Wisconsin Trust Fund Loan Series 2010D	12/15/10	03/15/2020	5.0000%	77,000	14,000		63,000	
General Obligation Notes Series 2011A	11/08/11	04/01/2021	2.6800%	2,353,000	373,000		1,980,000	
General Obligation Notes Series 2012A Refunding	03/15/12	04/01/2020	1.6100%	3,005,000	651,000		2,354,000	
General Obligation Notes Series 2012B Refunding	03/15/12	04/01/2016	0.7100%	2,585,000	2,585,000		-	
General Obligation Notes Series 2012C	11/06/12	04/01/2022	2.7600%	9,835,000	1,310,000		8,525,000	
General Obligation Notes Series 2014A	11/08/14	04/01/2024	2.6200%	3,780,000	375,000		3,405,000	
NEW ISSUES - 2015:								
General Obligation Notes Series 2015A	11/08/15	04/01/2025	2.7000%	4,150,000	300,000		3,850,000	
NEW ISSUES - 2016:								
General Obligation Notes Series 2016A	Nov 2016	04/01/2026	Unknown			12,855,000	12,855,000	
GRAND TOTALS				c	<u>\$ 35,428,000</u>	<u>\$ 7,436,000</u>	<u>\$ 12,855,000</u>	<u>\$ 40,847,000</u>

Growth in Valuation Vs Growth in Debt Levy

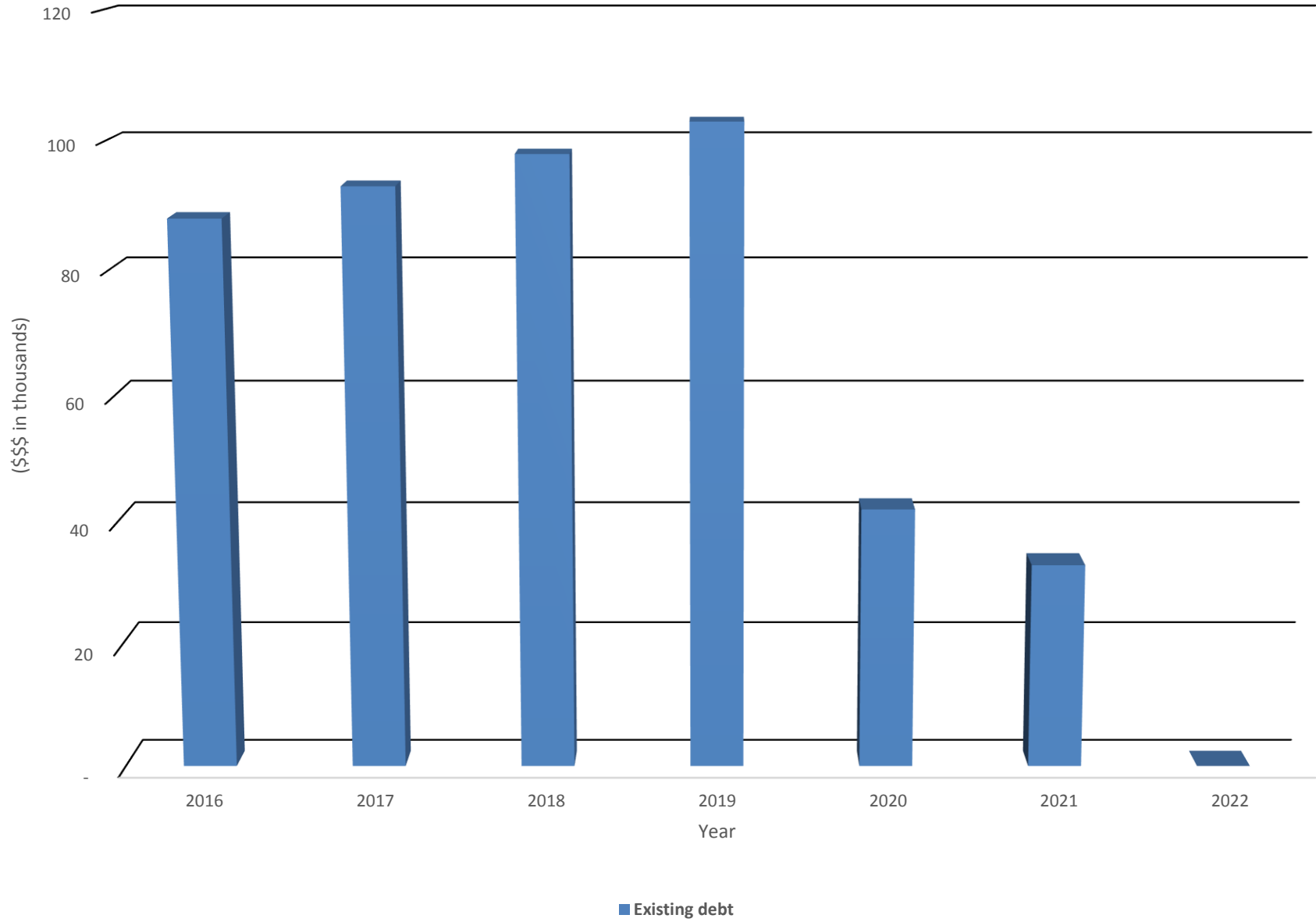


Note: This chart shows that debt service had dropped for several years. It will start to rise again in 2016 due to larger projects requiring borrowing. Note that debt service is going up at about the same rate as valuation growth. This keeps the debt service rate relatively stable.

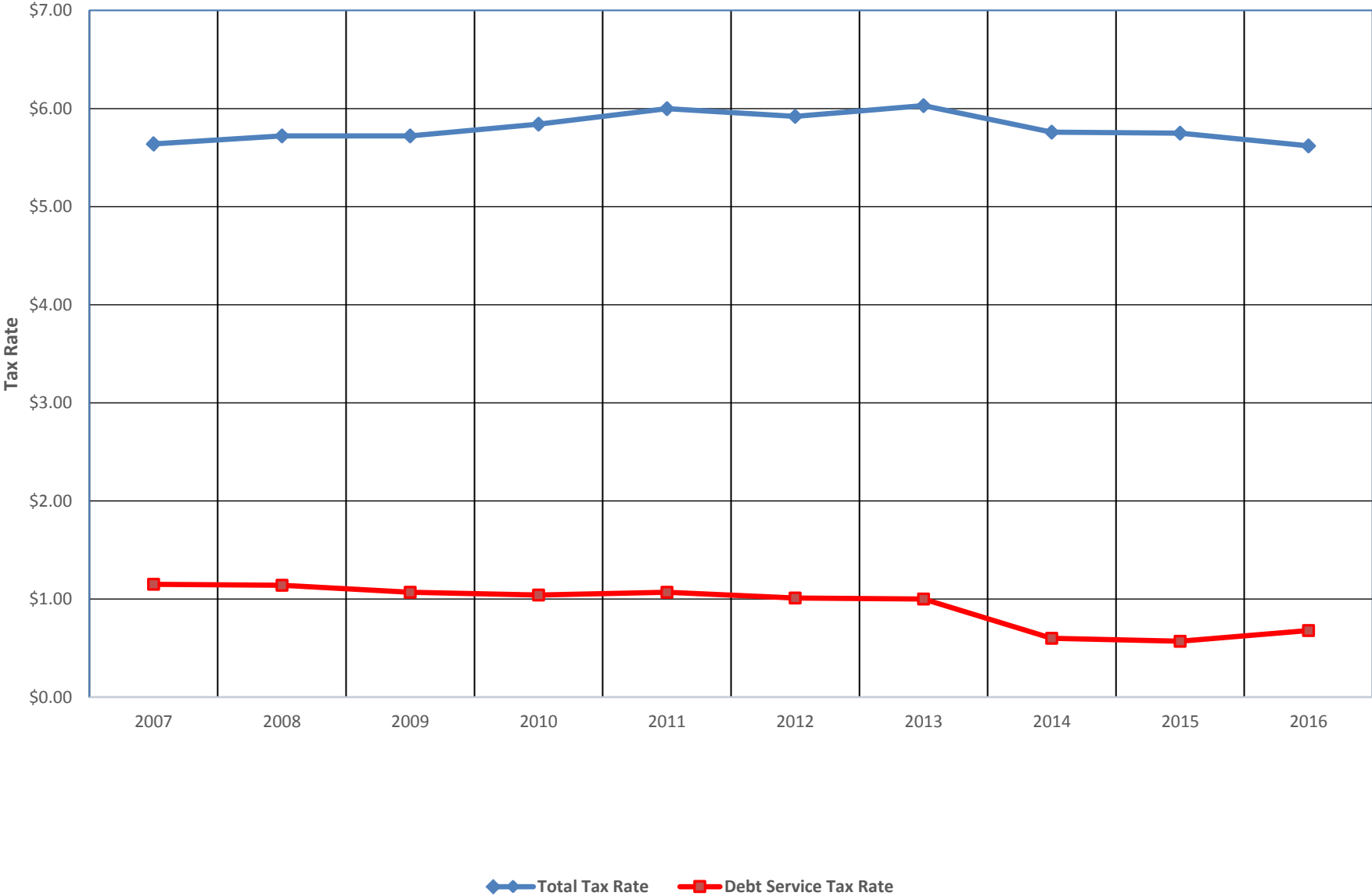
Levy Supported Debt Current and Future Payments



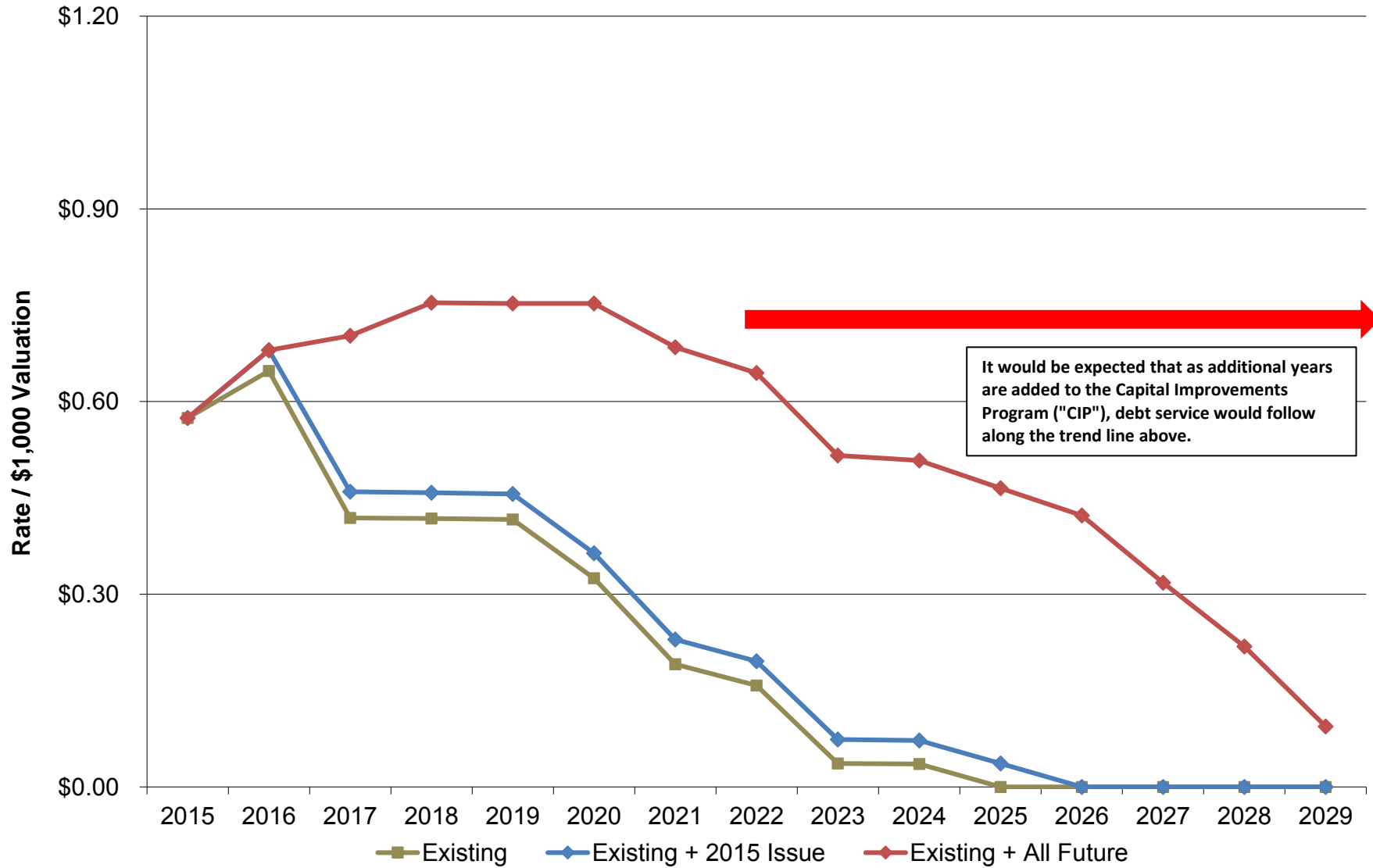
Non-Levy Supported Debt Service



Tax Rate Information - Historical

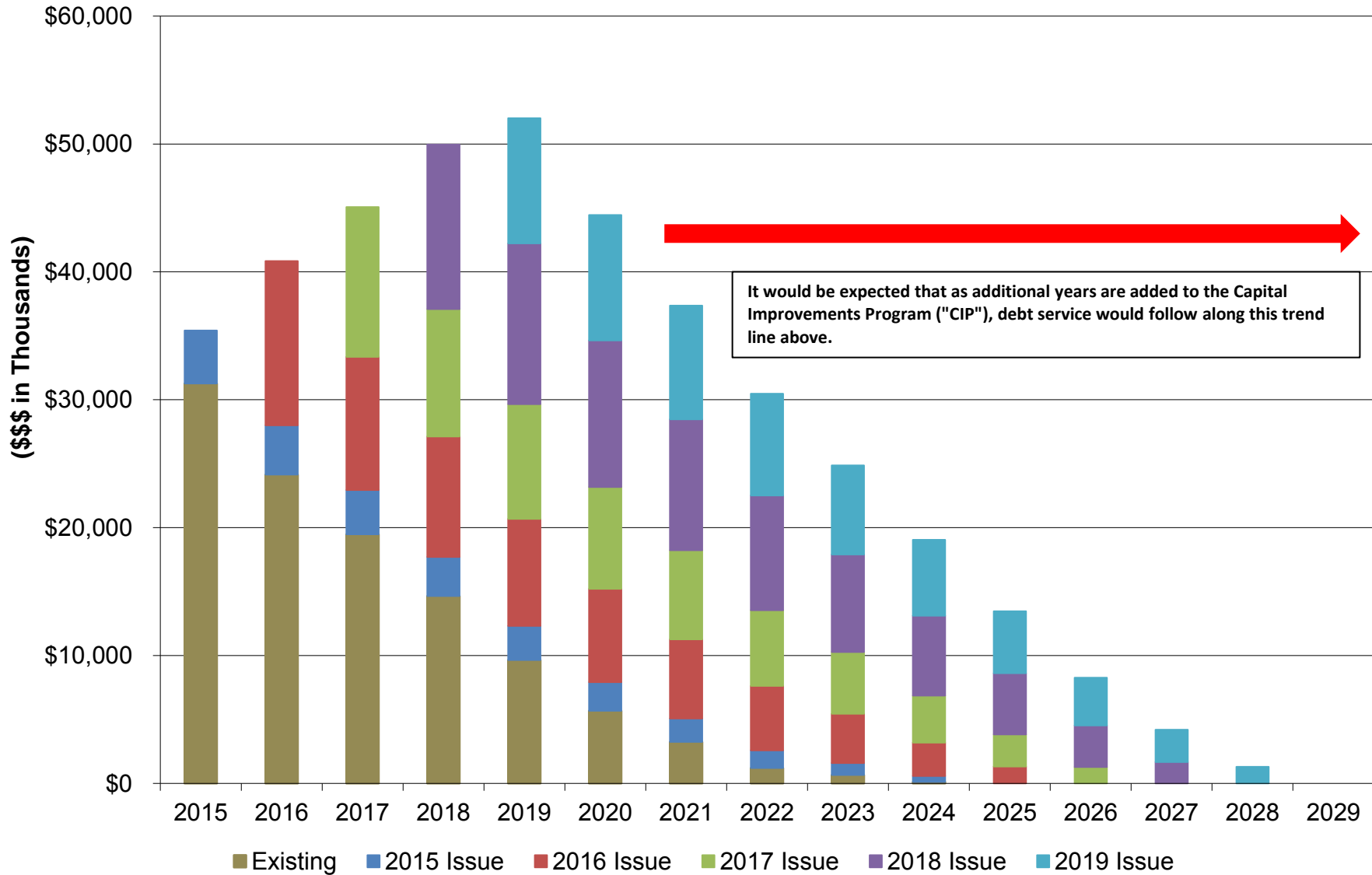


WINNEBAGO COUNTY Debt Service Tax Rate - Current and Future Years



Note: Tax rate based on 2014 & 2015 Equalized Valuation (TID-OUT) of \$11,396,365,600 & \$11,583,545,900, respectively, with 1.5% annual growth.

WINNEBAGO COUNTY Principal Outstanding End of Year - All Debt Current and Future



Levy Funded Debt

Descriptions of Issues

Issue	Description
2009B Build America Bonds	This borrowing is for air conditioning the equipment room in the jail, various county road resurfacing projects, engineering costs for a satellite Highway facility in Winchester and HVAC and door replacement at the County Expo Center.
2010 B	This financing is for various projects including; demolition of old nursing home facilities, parking lot resurfacing, Info Sys Hub relocation, central dictation system, purchase and remodeling of the B'Gosh properties in downtown Oshkosh, new financial software, Fairview tower fiber installation, various road resurfacing projects, Expo Center air conditioning and UW Fox Valley parking lot resurfacing.
2010 C	This was a State Trust Fund loan we took out and "passed through" to the Winnebago County Housing Authority for remodeling of some low income housing units. They will be reimbursing us each year the amount that is due on this loan.
2010 D	This was a State Trust Fund loan we took out and "passed through" to the East Central Wisconsin Regional Planning Commission. They used these funds to refinance their past service pension liability. Each year they will be reimbursing us as we pay the principal and interest on this loan.
2011 A	This borrowing is for various projects including; Utility extension & infrastructure - NW Hanger development at our airport, computer aided dispatch and mobile data computer replacement, UW Fox Valley engineering building renovations, various road reconstruction and resurfacing projects, Sheriff Department radio system upgrade / replacement, airport runway resurfacing and land acquisition.
2012 A	This bond issue refunded our Series 2003 B and Series 2004 B. Both of these issues are described above.
2012 B	This bond issue refunded our Series 2003 D, 2005 B and Series 2006 A. All of these issues are described above.
2012 C	This bond issue will finance the following projects: facility tuck pointing, remainder of the financial software replacement, courthouse window replacement, demolition of old buildings, Sheriff radio system project, jail chiller upgrade, public safety answering point consolidation, various road resurface and reconstructions projects, tennis court rehabilitation project, UW Fox Valley engineering building remodeling, Airport runway broom and Park View storage and therapy addition.
2014 A	This bond issue will finance the following projects: parks road/lighting project, various facilities asphalt replacement, various road resurface and reconstructions projects.
2015 A	This bond issue will finance the following projects: road resurface and reconstruction, E911 hardware, and courthouse window replacement.

Principal Payment Schedule - Levy Funded Debt

(In Thousands)

Year	2009 B	2010 B	2010 C	2010 D	2011A	2012 A	2012 B	2012 C	2014 A	2015 A	Total
2016	395	1,365	66	14	345	593	2,585	1,310	375	300	7,348
2017	403	1,395	70	15	341	633	-	1,335	385	385	4,962
2018	418	1,425	73	15	355	679	-	1,365	400	395	5,125
2019	433	1,460	77	16	364	728	-	1,400	410	405	5,293
2020	-	1,500	81	17	378	105	-	1,435	425	415	4,356
2021	-	-	85	-	387	-	-	1,475	435	425	2,807
2022	-	-	90	-	-	-	-	1,515	440	440	2,485
2023	-	-	95	-	-	-	-	-	450	450	995
2024	-	-	99	-	-	-	-	-	460	460	1,019
2025	-	-	105	-	-	-	-	-	-	475	580
Totals	1,649	7,145	841	77	2,170	2,738	2,585	9,835	3,780	4,150	34,970

Interest Payment Schedule - Levy Funded Debt

(In Thousands)

Year	2009 B	2010 B	2010 C	2010 D	2011A	2012 A	2012 B	2012 C	2014 A	2015 A	Total
2016	39	118	44	4	47	40	39	184	79	90	684
2017	29	98	41	3	40	32	-	157	71	93	564
2018	18	76	37	2	33	23	-	130	63	83	465
2019	6	48	33	2	24	10	-	103	55	73	354
2020	-	17	29	1	15	1	-	74	47	63	247
2021	-	-	25	-	5	-	-	45	38	52	165
2022	-	-	20	-	-	-	-	15	28	42	105
2023	-	-	16	-	-	-	-	-	17	30	63
2024	-	-	11	-	-	-	-	-	6	19	36
2025	-	-	5	-	-	-	-	-	-	6	11
Totals	92	357	261	12	164	106	39	708	404	551	2,694

Total Payment Schedule - Levy Funded Debt

(In Thousands)

Year	2009 B	2010 B	2010 C	2010 D	2011A	2012 A	2012 B	2012 C	2014 A	2015 A	Total
2016	434	1,483	110	18	392	633	2,624	1,494	454	390	8,032
2017	432	1,493	111	18	381	665	-	1,492	456	478	5,526
2018	436	1,501	110	17	388	702	-	1,495	463	478	5,590
2019	439	1,508	110	18	388	738	-	1,503	465	478	5,647
2020		1,517	110	18	393	106	-	1,509	472	478	4,603
2021		-	110	-	392	-	-	1,520	473	477	2,972
2022		-	110	-	-	-	-	1,530	468	482	2,590
2023		-	111	-	-	-	-	-	467	480	1,058
2024		-	110	-	-	-	-	-	466	479	1,055
2025		-	110	-	-	-	-	-	-	481	591
Totals	1,741	7,502	1,102	89	2,334	2,844	2,624	10,543	4,184	4,701	37,664

Non Levy Funded Debt

Descriptions of Issues

Issue	Description
2009B Build America Bonds	This borrowing is for engineering costs for a satellite Highway facility in Winchester.
2011 A	This borrowing is for the construction of a Highway Satellite shop in Winchester.
2012 A	This bond issue refunded our Series 2003 B and Series 2004 B. Both of these issues are described above.

**Principal Payment Schedule - Non Levy Funded Debt
(In Thousands)**

Year	2009 B	2011A	2012A	Total
2016	2	28	58	88
2017	2	29	62	93
2018	2	30	66	98
2019	2	31	71	104
2020	-	32	10	42
2021	-	33	-	33
Totals	8	183	267	458

**Interest Payment Schedule - Non Levy Funded Debt
(In Thousands)**

Year	2009 B	2011A	2012A	Total
2016	-	4	4	8
2017	-	3	3	6
2018	-	3	3	6
2019	-	2	1	3
2020	-	1	-	1
2021	-	-	-	-
Totals	-	13	11	24

**Total Payment Schedule - Non Levy Funded Debt
(In Thousands)**

Year	2009 B	2011A	2012A	Total
2016	2	32	62	96
2017	2	32	65	99
2018	2	33	69	104
2019	2	33	72	107
2020	-	33	10	43
2021	-	33	-	33
Totals	8	196	278	482

Principal Payment Schedule - All Debt

(In Thousands)

Year	2009 B	2010 B	2010 C	2010 D	2011A	2012 A	2012 B	2012 C	2014A	2015 A	Total	
2016	397	1,365	66	14	373	651	2,585	1,310	375	300	7,436	
2017	405	1,395	70	15	370	695	-	1,335	385	385	5,055	
2018	420	1,425	73	15	385	745	-	1,365	400	395	5,223	
2019	435	1,460	77	16	395	799	-	1,400	410	405	5,397	
2020	-	1,500	81	17	410	115	-	1,435	425	415	4,398	
2021	-	-	85	-	420	-	-	1,475	435	425	2,840	
2022	-	-	90	-	-	-	-	1,515	440	440	2,485	
2023	-	-	95	-	-	-	-	-	450	450	995	
2024	-	-	99	-	-	-	-	-	460	460	1,019	
2025	-	-	105	-	-	-	-	-	-	475	580	
Totals	<u>1,657</u>	<u>7,145</u>	<u>841</u>	<u>77</u>	<u>2,353</u>	<u>3,005</u>	<u>2,585</u>	<u>9,835</u>	<u>3,780</u>	<u>4,150</u>	<u>35,428</u>	
											Less 2016 principal retirement	(7,436)
											Add 2016 new issue	<u>12,855</u>
											Net outstanding projected 12/31/16	<u><u>40,847</u></u>

Interest Payment Schedule - All Debt
(In Thousands)

Year	2009 B	2010 B	2010 C	2010 D	2011A	2012 A	2012 B	2012 C	2014A	2015 A	Total
2016	39	118	44	4	47	44	43	184	79	90	692
2017	29	98	41	3	40	35	3	157	71	93	570
2018	18	76	37	2	33	26	3	130	63	83	471
2019	6	48	33	2	24	12	1	103	55	73	357
2020	-	17	29	1	15	2	-	74	47	63	248
2021	-	-	25	-	5	-	-	45	38	52	165
2022	-	-	20	-	-	-	-	15	28	42	105
2023	-	-	16	-	-	-	-	-	17	30	63
2024	-	-	11	-	-	-	-	-	6	19	36
2025	-	-	5	-	-	-	-	-	-	6	11
Totals	92	357	261	12	164	119	50	708	404	551	2,718

Total Payment Schedule - All Debt

(In Thousands)

Year	2009 B	2010 B	2010 C	2010 D	2011A	2012 A	2012 B	2012 C	2014A	2015 A	Total
2016	436	1,483	110	18	420	695	2,628	1,494	454	390	8,128
2017	434	1,493	111	18	410	730	3	1,492	456	478	5,625
2018	438	1,501	110	17	418	771	3	1,495	463	478	5,694
2019	441	1,508	110	18	419	811	1	1,503	465	478	5,754
2020	-	1,517	110	18	425	117	-	1,509	472	478	4,646
2021	-	-	110	-	425	-	-	1,520	473	477	3,005
2022	-	-	110	-	-	-	-	1,530	468	482	2,590
2023	-	-	111	-	-	-	-	-	467	480	1,058
2024	-	-	110	-	-	-	-	-	466	479	1,055
2025	-	-	110	-	-	-	-	-	-	481	591
Totals	1,749	7,502	1,102	89	2,517	3,124	2,635	10,543	4,184	4,701	38,146

**WINNEBAGO COUNTY, WISCONSIN
INDEBTEDNESS LIMITATIONS (Dollars in thousands)
DECEMBER 31, 2016 (Projected)**

LEGAL DEBT LIMIT

Chapter 67, section .03 of Wisconsin Statutes reads: The aggregate amount of indebtedness, including existing indebtedness of any municipality shall not exceed 5% of the value of the taxable property located therein as equalized for State purposes.

2015

For Winnebago County (includes TIF Districts)	\$	<u>12,071,659</u>
Debt Limit at 5%		603,583
Debt outstanding as of December 31, 2016 (projected)		40,847
Percent of debt limit used		<u>6.77%</u>
Remaining Debt Margin	\$	<u>562,736</u>

INFORMATION ON COUNTY TAX RATE AND DEBT SERVICE RATE:

YEAR	EQUALIZED VALUE (000) (TID OUT)	<u>TAX LEVY (in thousands)</u>		<u>TAX RATE</u>	
		TOTAL	DEBT SERVICE	TOTAL	DEBT SERVICE
2007	10,772,552	60,722	12,340	5.64	1.15
2008	11,163,115	63,878	12,745	5.72	1.14
2009	11,546,865	66,013	12,381	5.72	1.07
2010	11,617,689	67,791	12,069	5.84	1.04
2011	11,439,687	68,591	12,263	6.00	1.07
2012	11,452,052	67,745	11,596	5.92	1.01
2013	11,167,428	67,288	11,204	6.03	1.00
2014	11,252,938	64,786	6,801	5.76	0.60
2015	11,396,366	65,494	6,546	5.75	0.57
2016	11,583,546	65,063	7,904	5.62	0.68

CAPITAL PROJECT FUNDS

2016 BUDGET NARRATIVE

HIGHLIGHTS

Capital project funds are used to account for financial resources to be used for the acquisition or construction of major capital facilities which are financed primarily through general obligation debt. There is no tax levy being requested to fund any capital project costs this year other than debt service.

Generally if there is any levy funding requested for capital projects, it would be included here. That could include small start up project costs or costs to fund furniture or other things the County would not desire to bond for. There is no funding being requested for any of these types of costs in this 2016 budget.

WINNEBAGO COUNTY
2016 BUDGET
CAPITAL PROJECTS
(See Note Below)

Project	Project Balance 12/31/14	Fund Balance Applied 2015	External Funding 2015	Bonding 2015	Proprietary Fund Balance Applied 2015	Bonding 2016 (Projected)	External funding 2016 (Projected)	Projected Spending 2015- 2016	Projected Fund Balance 12/31/16
GOVERNMENTAL FUNDS:									
Existing Approved Projects:									
Radio system Sheriff	\$ 213,144							\$ (213,144)	-
Courthouse Window Replacement	49,669			100,000		1,004,000		(1,153,669)	-
Facility Tuck pointing	64,754							(64,754)	-
Computer Aided Dispatch	65,850							(65,850)	-
Road and Bridge Projects	534,242							(534,242)	-
Boiler UW Fox Valley	240,000							(240,000)	-
Roof repairs - UW Fox Valley	8,466							(8,466)	-
Facilities Dept Roof Replacement	247,000							(247,000)	-
Storm Water Mitigation Community Park	62,800							(62,800)	-
Community Park Road Reconstruction / Lighting and ADA	1,386,002							(1,386,002)	-
Asphalt Replacement Program	367,000							(367,000)	-
Jail - Parking Expansion	198,198							(198,198)	-
New projects approved during 2015:									
Road and Bridge Projects				3,800,000				(3,800,000)	-
911 Hardware Replacement				204,000				(204,000)	-
UWRFV repair exterior wall structure at library		108,000	108,000					(216,000)	-
Courthouse Security		1,112,000						(1,112,000)	-
Courthouse deck recontruction		865,000						(865,000)	-
Roof repairs - Courthouse						40,000		(40,000)	-
New projects to be proposed for 2016:									
Roof replacements						154,000		(154,000)	-
Oshkosh HS boiler replacement						150,000		(150,000)	-
Courthouse department relocation, remodel courthouse and administration building						6,665,000		(4,443,333)	2,221,667
Masonry repairs						110,000		(110,000)	-
UWRFV Steam boiler conversion						125,000	125,000	(250,000)	-

WINNEBAGO COUNTY
2016 BUDGET
CAPITAL PROJECTS
(See Note Below)

Project	Project Balance 12/31/14	Fund Balance Applied 2015	External Funding 2015	Bonding 2015	Proprietary Fund Balance Applied 2015	Bonding 2016 (Projected)	External funding 2016 (Projected)	Projected Spending 2015- 2016	Projected Fund Balance 12/31/16
Asphalt replacement						107,000		(107,000)	-
Courthouse boiler replacement						10,000		(10,000)	-
Evidence storage building									-
Road and bridge projects						4,645,000	410,000	(5,055,000)	-
Library exterior wall repair - UW Fox									-
Capital Project Fund Totals	3,437,125	2,085,000	108,000	4,104,000	-	13,010,000	535,000	(21,057,458)	2,221,667
PROPRIETARY FUNDS:									
Roof repairs - Highway						945,000		(945,000)	-
Snow removal equipment - airport						650,000		(650,000)	-
Mowing tractor- airport						150,000		(150,000)	-
Terminal replacement - airport						5,000,000		(5,000,000)	-
Aviation business taxiway - airport						-	1,630,000	(1,630,000)	-
Taxiway A reconstruction - airport						700,000	5,700,000	(6,400,000)	-
Debt Issue Costs - Projected				46,000		54,000		(100,000)	-
Totals	\$ 3,437,125	\$ 2,085,000	\$ 108,000	\$ 4,150,000	\$ -	\$ 20,509,000	\$ 7,865,000	\$ (35,932,458)	\$ 2,221,667

NOTE:

The approval of the County's Annual budget is not an approval of any capital project or borrowing shown above. All Capital projects and borrowings are approved by separate resolution of the County Board apart from the annual budget process.

2015- 2019 EXECUTIVE CAPITAL IMPROVEMENTS PROGRAM
ALL (EXCLUDING SOLID WASTE)

DIVISION / DEPT	PROJECT DESCRIPTION	2015	2016	2017	2018	2019	TOTAL (excluding prior yrs)	Outside Planning Horizon
	ADMINISTRATION:							
General	Roof maintenance program		154,000	199,000	311,000	1,044,000	1,708,000	
	Courthouse window replacement	100,000	1,004,000				1,104,000	
	Courthouse security addition	1,112,000					1,112,000	
	Courthouse deck reconstruction	865,000					865,000	
	Courthouse boiler replacement		10,000	175,000			185,000	
	Masonry maintenance program		110,000	110,000	110,000	110,000	440,000	
	Asphalt replacement program		107,000	235,000	115,000	205,000	662,000	
	Department relocation courthouse, safety building, admin building	6,665,000					6,665,000	
	Roof replacement Hwy and CTHS	985,000					985,000	
	Total Administration	9,727,000	1,385,000	719,000	536,000	1,359,000	13,726,000	-
	PUBLIC SAFETY:							
Sheriff	911 hardware replacement	204,000					204,000	
	Evidence storage building					954,000	954,000	
	Jail lobby window replacement			10,000	125,000		135,000	
	Total Public Safety	204,000	-	10,000	125,000	954,000	1,293,000	-
	TRANSPORTATION:							
Highway	CTH A (Reconstruction Indian Pt Rd to City Neenah limits)		50,000	1,000,000	4,000,000		5,050,000	
	CHT BB (Cold Spring Rd to STH 76)	1,075,000					1,075,000	
	Butler Ave Reconstruction		150,000		1,500,000		1,650,000	
	CTH CB Improve Intersection (CTH CB & Oakridge)		770,000				770,000	
	CTH F (Omro to CTH K)	450,000					450,000	
	CTH FF bridge reconstruction		75,000	15,000	450,000		540,000	
	State and Federal funding				(370,000)		(370,000)	
	CTH FF & Zoar Road Intersection Reconstruction			25,000	300,000		325,000	

DIVISION / DEPT	PROJECT DESCRIPTION	2015	2016	2017	2018	2019	TOTAL (excluding prior yrs)	Outside Planning Horizon
	County G Bridge Reconstruction		550,000				550,000	
	State and Federal funding		(410,000)				(410,000)	
	CTH G Reconstruction (CTH A to STH 76)			300,000	3,600,000		3,900,000	
	CTH G (CTH T to CTH M M&P)				1,200,000		1,200,000	
	CTH G (HWY 76 to T, M&P)			900,000			900,000	
	CTH GG (CTH T to STH 45)		900,000				900,000	
	CTH GG (CTH T to STH 76)			650,000			650,000	
	CTH I reconstruction (35th St City Limits to Ripple Rd)			1,300,000			1,300,000	
	Funding offsets			(800,000)			(800,000)	
	CTH I (CTH N to Ripple rd) - milling and paving.	475,000					475,000	
	CTH I culvert replacement - Waukau Ave.		100,000	500,000			600,000	
	CTH II (STH 76 to Clayton Ave)		300,000				300,000	
	CTH N (Culvert - Bridge Reconstruction)		410,000				410,000	
	CTH N (CTH I to USH 41)	900,000					900,000	
	CTH N Milling and paving (CTH FF to STH 26)		1,750,000				1,750,000	
	CTH T Mill and Pave (CTH G to CTH II)			500,000	125,000	5,000,000	5,625,000	
	Funding offsets					(1,100,000)	(1,100,000)	
	CTH Z Milling and Paving (CTH I to STH 26)	900,000					900,000	
	West side arterial						-	14,000,000
Airport	Snow removal equipment		650,000		650,000		1,300,000	650,000
	Airport administration building		5,000,000				5,000,000	
	Redevelop east general aviation hanger area.			800,000			800,000	
	Federal & State funding			(760,000)			(760,000)	
	Aviation business park taxiway		1,630,000				1,630,000	

DIVISION / DEPT	PROJECT DESCRIPTION	2015	2016	2017	2018	2019	TOTAL (excluding prior yrs)	Outside Planning Horizon
	Funding offsets		(1,630,000)				(1,630,000)	
	Taxiway A reconstruction		6,400,000				6,400,000	
	Federal & State funding		(5,700,000)				(5,700,000)	
	Mowing tractor		150,000				150,000	
	Total Transportation	3,800,000	11,145,000	4,430,000	11,455,000	3,900,000	34,730,000	14,650,000
	HUMAN SERVICES							
Park View	Park View 50 stall parking lot adjacent to new addition	209,000					209,000	
Human Ser	Oshkosh HS boiler replacement		150,000				150,000	
	Neenah HS boiler replacement				10,000	150,000	160,000	
	Total Human Services	209,000	150,000	-	10,000	150,000	519,000	-
	Education / Recreation							
Parks	Community park road & parking lot repaving			764,000			764,000	
	Livestock barn					538,000	538,000	
	Expo building - insulation and roof repairs			15,000	474,000		489,000	
UW Extension	East - West Garages and Barn Repairs						-	658,000
UW Fox	Repair exterior wall structure at library	216,000					216,000	
	Steam boiler conversion		250,000				250,000	
	Food service and union facilities			37,000	259,000	3,700,000	3,996,000	
	Enlarge music classroom				9,000	63,000	72,000	900,000
	Enlarge student affairs service space				9,000	63,000	72,000	900,000
	Astronomical Observation Facility			1,000	7,000		8,000	103,000
	Medical science and anthropology lab			15,000	106,000	1,514,000	1,635,000	
	Child Care Center Addition			5,000	34,000	368,000	407,000	
	Outagamie County funding - all UW Fox projects	(108,000)	(125,000)	(29,000)	(212,000)	(2,854,000)	(3,328,000)	(951,500)

DIVISION / DEPT	PROJECT DESCRIPTION	TOTAL					TOTAL (excluding prior yrs)	Outside Planning Horizon
		2015	2016	2017	2018	2019		
	Total Education / Recreation	108,000	125,000	808,000	686,000	3,392,000	5,119,000	1,609,500
	Subtotals	\$ 14,048,000	\$ 12,805,000	\$ 5,967,000	\$ 12,812,000	\$ 9,755,000	\$ 55,387,000	\$ 16,259,500
	Less GF balance applied	(2,085,000)					(2,085,000)	
	PVHC FB applied	(209,000)					(209,000)	
	Borrowing deferred to 2016	(6,665,000)	6,665,000				-	
	Debt issue costs	(985,000)	985,000				-	
	Required Borrowing for Levy Supported Projects	\$ 4,104,000	\$ 20,455,000	\$ 5,967,000	\$ 12,812,000	\$ 9,755,000	\$ 53,093,000	\$ 16,259,500
	Debt issue costs	46,000	54,000	53,000	53,000	50,000	256,000	
	Total projected borrowing	<u>4,150,000</u>	<u>20,509,000</u>	<u>6,020,000</u>	<u>12,865,000</u>	<u>9,805,000</u>	<u>53,349,000</u>	

WINNEBAGO COUNTY, WISCONSIN
DEMOGRAPHIC AND ECONOMIC STATISTICS

Last Ten Fiscal Years

Fiscal Year	Population (1)	Per Capita Income (2)	Median Age (3)	Public School Enrollment (4)	Unemployment Rate (5)
2005	163,244	32,572	36.9 yrs.	22,888	4.5%
2006	163,867	33,874	37.1 yrs.	22,810	4.5%
2007	164,703	36,600	37.3 yrs.	22,809	4.4%
2008	165,358	37,139	37.6 yrs.	23,223	4.3%
2009	165,864	35,300	37.9 yrs.	22,584	7.8%
2010	166,994	36,034	38.4 yrs.	23,037	7.4%
2011	167,245	38,444	37.7 yrs.	23,014	6.7%
2012	168,794	40,569	38.0 yrs.	22,854	6.3%
2013	167,862	41,008	(6)	22,779	6.2%
2014	168,216	(6)	(6)	22,616	5.3%

(1) - Source: State of Wisconsin, Department of Administration - Bureau of Program Management, Demographic Services Center.

(2) - Source: Wisconsin Department of Workforce Development.

(3) - Source: Wisconsin Department of Workforce Development.

(4) - Source: Local School Districts.

(5) - Source: United States Department of Labor, Bureau of Labor Statistics.

(6) - Per capita income and median age statistics are not yet available from the U.S. Department of Commerce and the State of Wisconsin, Department of Development.

**WINNEBAGO COUNTY WISCONSIN
TAX INCREMENTAL DISTRICTS**

DISTRICT	Number	YEAR	BASE VALUE	CURRENT VALUE	INCREMENT	PLAN EXPIRATION DATE	STATUTORY MAXIMUM DATE
Village of Winneconne	03	1996	4,771,400	6,865,600	2,094,200	2023	2019
Village of Winneconne	05	2000	4,751,600	11,957,000	7,205,400	2023	2023
Village of Winneconne	06	2000	1,100,600	4,863,500	3,762,900	2023	2023
Village of Winneconne	07	2002	2,070,300	7,097,400	5,027,100	2025	2027
Village of Winneconne	08	2011	-	1,663,500	1,663,500	2039	2039
City of Appleton	07	2007	25,657,000	37,580,400	11,923,400	2030	2033
City of Menasha	03	1990	3,717,400	4,741,700	1,024,300	2013	2017
City of Menasha	04	1997	4,196,000	6,272,400	2,076,400	2020	2020
City of Menasha	05	1998	3,384,900	15,182,600	11,797,700	2021	2021
City of Menasha	06	1998	5,568,800	19,367,200	13,798,400	2021	2021
City of Menasha	07	2003	687,300	4,355,100	3,667,800	2026	2028
City of Menasha	08	2005	484,500	1,795,700	1,311,200	2026	2030
City of Menasha	10	2006	9,701,900	12,140,100	2,438,200	2026	2031
City of Menasha	11	2007	284,900	3,220,700	2,935,800	2030	2033
City of Neenah	05	1993	13,971,900	23,446,000	9,474,100	2014	2020
City of Neenah	06	1997	2,869,600	32,252,800	29,383,200	2020	2020
City of Neenah	07	2000	39,226,900	119,016,800	79,789,900	2019	2023
City of Neenah	08	2001	14,743,600	67,938,100	53,194,500	2019	2024
City of Oshkosh	07	1989	22,309,000	163,290,300	140,981,300	2008	2016
City of Oshkosh	10	1993	600,300	1,168,500	568,200	2013	2020
City of Oshkosh	11	1995	486,300	752,500	266,200	2015	2018
City of Oshkosh	12	1997	1,715,400	5,688,000	3,972,600	2020	2020
City of Oshkosh	13	1998	5,869,100	16,493,500	10,624,400	2021	2021
City of Oshkosh	14	2000	558,400	18,628,900	18,070,500	2023	2023
City of Oshkosh	15	2001	564,900	8,301,800	7,736,900	2023	2024
City of Oshkosh	16	2001	-	5,095,700	5,095,700	2023	2024
City of Oshkosh	17	2001	2,210,600	13,935,000	11,724,400	2023	2023

**WINNEBAGO COUNTY WISCONSIN
TAX INCREMENTAL DISTRICTS**

DISTRICT	Number	YEAR	BASE VALUE	CURRENT VALUE	INCREMENT	PLAN EXPIRATION DATE	STATUTORY MAXIMUM DATE
City of Oshkosh	18	2002	51,300	13,386,700	13,335,400	2025	2027
City of Oshkosh	19	2003	104,200	9,406,300	9,302,100	2026	2028
City of Oshkosh	20	2005	20,815,500	14,791,000	*	2026	2030
City of Oshkosh	21	2006	1,954,900	7,655,200	5,700,300	2026	2031
City of Oshkosh	23	2009	233,700	-	*	2026	2034
City of Oshkosh	24	2010	8,464,900	16,792,800	8,327,900	2026	2035
City of Oshkosh	25	2012	1,051,700	10,890,500	9,838,800	2035	2039
City of Oshkosh	26	2013	29,400	-	*	2033	2033
City of Oshkosh	27	2014	58,230,300	57,916,000	*	2034	2034
Totals			\$ 262,438,500	\$ 743,949,300	\$ 488,112,700		

* This district has a zero or negative value increment. No increment shown.

Project costs uncollected at the dissolution date are absorbed by the municipality.

Plan Expiration: Refers to the estimated date that the project costs are expected to be fully recovered. At this point, the incremental values are expected to go back onto the property tax rolls.

Statutory Expiration: Refers to the maximum allowable time that project costs can be recovered from the tax on the incremental values generated during the life of the district. After this date, the incremental values must go onto the property tax rolls.

SOLID WASTE

Solid Waste Fund: 520
2016 BUDGET NARRATIVE

DEPARTMENT HEAD: John M. Rabe, P.E.
LOCATION: Winnebago County
100 W. County Road Y
Oshkosh, WI 54901

Telephone: 232-1850

MISSION STATEMENT:

Provide competitive, cost-efficient Solid Waste Management systems for processing solid waste and recyclables from our Municipal partnerships and other Winnebago County customers. The Solid Waste Management Board owns and operates the Winnebago County Solid Waste/Recycling Transfer Facility, Sunnyview Landfill Sludge Site (active), Sunnyview Landfill Co-Disposal Site (closed), Snell Road Landfill (closed), Household Hazardous Material (HHM) Facility and Landfill Gas Collection/Utilization Facilities. The Solid Waste Management Board also co-owns/operates the Tri-County Single Stream Recycling Facility along with partner Counties, Outagamie and Brown.

PROGRAM DESCRIPTIONS:

SOLID WASTE TRANSFER AND DISPOSAL – As part of the Tri-County Regional Program (Brown, Outagamie and Winnebago Counties), the Sunnyview Landfill reached capacity and solid waste disposal operations ended in July 2012. Winnebago County continues full-scale operation of a solid waste transfer facility and hauling to the Outagamie County Landfill for disposal. Continue operation of programs for recycling of construction & demolition wastes, residential asphalt shingles and yard waste/organics.

SLUDGE LANDFILL DISPOSAL – Operates an industrial landfill (Sludge Site) providing disposal opportunities for local papermill sludge customers. Obtained WDNR approval and began disposal of other compatible waste types (foundry wastes, coal ash by-products and contaminated soil) from local customers to fully utilize available airspace.

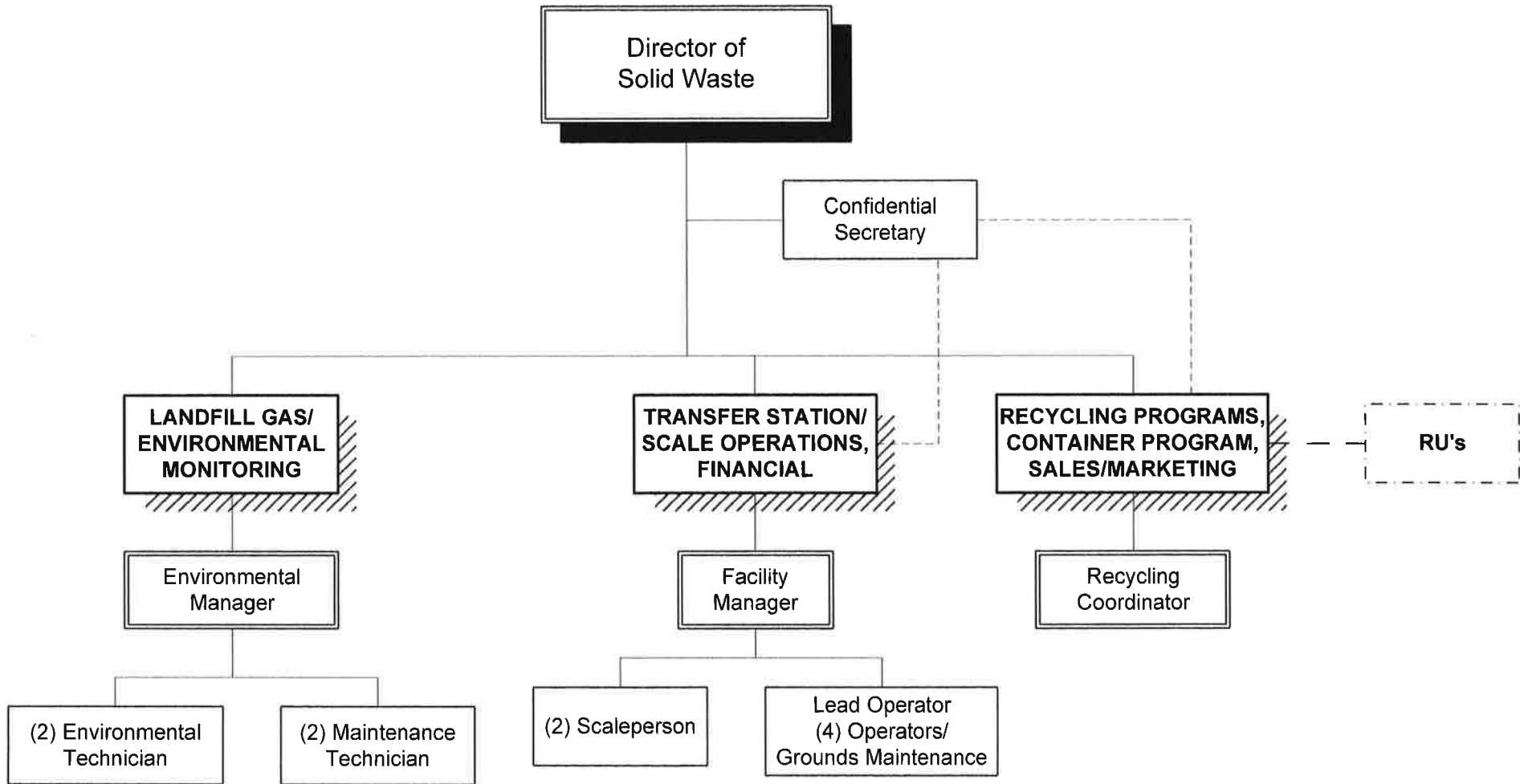
CLOSED LANDFILL ENVIRONMENTAL MONITORING/MAINTENANCE – Performs the necessary environmental monitoring and maintenance activities at the closed Snell Road Landfill and the closed Sunnyview Landfill Co-Disposal Site to maintain WDNR compliance.

LANDFILL GAS COLLECTION AND UTILIZATION – Landfill gas (by-product of solid waste decomposition containing 50% methane) from the Sunnyview Landfill Co-Disposal Site (closed) is collected for beneficial utilization. Landfill gas is converted to electrical energy in five (5) engine/generators and the electric power and environmental credits are sold to a local utility. Landfill gas is also directly utilized in two boilers at the Winnebago County Highway Department. Waste heat from two (2) engine/generators is utilized for heating and cooling at the Winnebago County Sheriff's Office/Law Enforcement Center. Landfill gas from the Snell Road Landfill (closed) is collected and burned in a candlestick flare.

RECYCLING TRANSFER/PROCESSING FACILITY – As part of the Tri-County Regional Program (Brown, Outagamie and Winnebago Counties), provides transportation and off-site processing of recyclable materials (paper and commingled containers) for residential and commercial customers in Winnebago County. Also provides drop-off collection opportunities and off-site processing for household/agricultural hazardous materials and electronics/bulbs for Winnebago County residents.

MARKETING/CONTAINER RENTAL AND LEASE PROGRAM – Provides marketing services for solid waste and recyclable material to maximize tonnages and allow Winnebago County to remain competitive within the industry. Container rental and lease program provides customers with a cost-efficient alternative option for the delivery of solid waste and recyclable materials to the Winnebago County Solid Waste Facilities.

SOLID WASTE



SOLID WASTE

**Solid Waste Fund: 520
2016 BUDGET NARRATIVE**

DEPARTMENT HEAD: John M. Rabe, P.E.
LOCATION: Winnebago County
100 W. County Road Y
Oshkosh, WI 54901

Telephone: 232-1850

2015 ACCOMPLISHMENTS:

- 1. Operated an industrial landfill (Sludge Site) providing disposal opportunities for local papermill sludge customers. Obtained WDNR approval and began disposal of other compatible waste types (foundry wastes, coal ash by-products and contaminated soil) from local customers to fully utilize available airspace.**
- 2. Operated a solid waste transfer facility accepting waste materials from local customers and loading/hauling to the Outagamie County Landfill for disposal.**
- 3. Operated a single stream recycling transfer facility accepting recyclable materials from local customers and loading/hauling to the Tri-County Recycling Center (Outagamie County) for processing.**
- 4. Installed solid waste and single stream recycling compactors in the transfer facility to reduce overall transportation costs.**
- 5. Assisted Tri-County Recycling Facility (Outagamie County) with operations, education (Tri-County Recycling Guide) and special projects as needed.**
- 6. Performed WDNR required closed landfill environmental monitoring and maintenance activities at the Snell Road Landfill and Sunnyview Landfill Co-Disposal Site.**
- 7. Upgraded leachate pumping/metering systems at the Sunnyview Landfill to reduce overall monitoring costs and provide an additional 25+ years of service life.**
- 8. Distributed surplus recycling revenues to our 15 signing municipalities to help offset costs for collection services (Town of Winchester was added in January 2015).**

9. Installed a new 2,500 gallon diesel aboveground storage tank/pumping system to replace the aging 20,000 gallon diesel underground storage tank/pumping system.
10. Operated landfill gas collection and utilization systems at the Sunnyview and Snell Road Landfills. Landfill gas collected from the Sunnyview Landfill is burned in five (5) engine/generators to generate electricity which is sold to a local utility (revenues expected to meet budget of \$2,800,000), directly used in boilers at the Highway Department to offset heating costs and the excess is burned in a candlestick flare. Waste heat from two (2) engine/generators is used for heating and cooling at the Sheriff's Office/Law Enforcement Center to reduce utility costs. Landfill gas collected from the Snell Road Landfill is burned in a candlestick flare.
11. Installed 18 replacement vertical gas wells, 9 vertical leachate reinjection wells and implemented closed site leachate recirculation operations at the Sunnyview Landfill Co-Disposal Site in an effort to increase landfill gas flows to maximize electric power generation revenues
12. Upgraded the SCADA data collection system to optimize landfill gas operations and maintain WDNR air permit compliance.
13. Operated a seasonal household hazardous waste collection facility (staffed by Brown County personnel) to provide environmentally safe disposal options for Winnebago County customers. Coordinated clean sweep events for residents, farmers and qualifying businesses.
14. Operated electronic waste and bulb recycling programs for Winnebago County residents.
15. Assisted with pharmaceutical sorts and disposal of materials collected at drug drop boxes located at the City of Oshkosh, City of Neenah, Town of Menasha and the City of Menasha.
16. Operated cost-efficient container rental and lease program for management of solid waste and recyclable materials.
17. Expanded operations of construction & demolition waste and residential asphalt shingle recycling programs.
18. Expanded partnership with UW-Oshkosh for beneficial reuse of yard waste/organics as a feedstock for their Anaerobic Digester.
19. Managed the Winnebago County Solid Waste Facebook page for information sharing and sales/marketing purposes.
20. Continued participation in the Diversion Technology Committee as part of the Tri-County Regional Program Strategic Waste Resource Management Plan.
21. Continued closed landfill future end use planning for the Snell Road and Sunnyview Landfill facilities.
22. Prepared a Strategic Waste Resource Management Plan for the Solid Waste Management Board to use for long-term planning of solid waste and recycling services.
23. Began evaluation of Winnebago County solid waste disposal options beyond the 25-year Tri-County Solid Waste Agreement.

2016 GOALS & OBJECTIVES:

- 1. Continue operation of industrial landfill disposal facility (Sludge Site), solid waste transfer facility, single stream recycling transfer facility, household hazardous waste facility, container rental and lease program and various other recycling programs.**
- 2. Complete concrete tipping floor repairs/replacement at the solid waste transfer facility.**
- 3. Continue operation of landfill gas collection/utilization systems to generate revenues (to offset expenses) while maintaining WDNR air permit compliance.**
- 4. Continue performance of closed landfill environmental monitoring and maintenance activities.**
- 5. Expand sales/marketing efforts to increase solid waste and recycling tonnages for Winnebago County and Tri-County Regional Program.**
- 6. Expand construction & demolition material and residential asphalt shingle recycling programs.**
- 7. Continue evaluation of yard waste/organics recycling programs and determine the most cost-efficient option for possible implementation.**
- 8. Continue evaluation of solid waste disposal options beyond the 25-year Tri-County Solid Waste Agreement to provide long-term capacity for our municipalities/users**
- 9. Continue closed site leachate recirculation operations at the Sunnyview Landfill Co-Disposal Site to maintain landfill gas generation/collection rates and maximize electric power generation revenues.**
- 10. Complete office space/building renovation study for 2017 implementation.**
- 11. Continue closed landfill future end use planning for the Snell Road and Sunnyview Landfill facilities.**

SOLID WASTE

2016 BUDGET NARRATIVE HIGHLIGHTS

DEPARTMENT STAFFING:

	2006	2007	2008	2009	2010	2011	2012	2013	2014	2015	2016
Full Time	23	24	23	23	22	21	17	16	16	16	16
Part Time	2	2	2	2	1	1	1	0	0	0	0
Total	25	26	25	25	23	22	18	16	16	16	16

DEPARTMENT SUMMARY: The Solid Waste Department operates as a proprietary-type activity (enterprise fund) and as such does not have a direct effect on the tax levy. The department charges user (tipping) fees, which supports all operations. The 2016 net deficit is budgeted at (\$163,672) with a \$1.00/ton increase to the solid waste tipping fee and no change to the recycling tipping fee. Since 2007, the County has not levied \$47,500 to support the Household Hazardous Material facility operation.

SIGNIFICANT CHANGES:

Revenues:

Power Sales – Decrease of \$200,000 due to the reduction in engine/generator operation resulting from declining landfill gas flows from the Sunnyview Landfill Co-Disposal Site.

Other Fees – Increase of \$20,100 due to single stream recycling compactor and hauling cost reimbursements from Outagamie County.

Rental Revenue (Interfund) – Increase of \$40,000 to bring in line with current interfund rental charges for solid waste and recycling containers from other Winnebago County Departments.

Landfill Fees (Interfund) – Decrease of \$8,500 due to a reduction in tonnages projected from other Winnebago County Departments.

Interest Investments – Decrease of \$28,466 due to lower projected interest rates provided by the Finance Department.

Rental Equipment – Decrease of \$5,000 to bring in line with current wood grinder rental charges to other municipalities.

Sale of Scrap – Decrease of \$35,000 due to lower projected scrap metal and used oil market rates and quantities.

Expenses:

Temporary Employees – Increase of \$5,000 based on the current Landfill/Transfer Station needs for summer seasonal employees.

Overtime – Increase of \$14,568 based on the current Table of Organization and Landfill/Transfer Station/Landfill Gas operational needs.

Improvements (Capital Outlay) – Decrease of \$450,000 based on current planned capital outlay purchases.

Equipment (Capital Outlay) – Decrease of \$595,000 based on current planned capital outlay purchases.

Telephone – Increase of \$5,400 because all telephone expenses are now included in this budget item.

Small Equipment – Decrease of \$7,875 due to a reduction in planned purchases for Department operational needs.

Motor Fuel – Decrease of \$21,600 to bring in line with current Landfill/Transfer Station usage and market rates.

Operating Licenses Fees – Increase of \$22,750 resulting from an increase in WDNR operational and air permitting fees.

State Special Charges – Decrease of \$10,000 resulting from a reduction in the type of materials being budgeted for disposal in the Sludge Site. The fees on this material would be paid to the WDNR.

Other Supplies and Expense – Increase of \$10,000 due to planned purchase/usage of Bioxide to pretreat landfill leachate prior to discharge to City of Oshkosh sanitary sewer system.

Lubricants – Decrease of \$35,000 due to product/vendor change and a reduction in usage for Landfill Gas system equipment.

Machine Equip Parts – Decrease of \$102,575 due to a reduction in planned repairs for Landfill/Transfer Station/Landfill Gas equipment, and to bring in line with current costs.

Tires Batteries – Increase of \$22,500 due to the planned replacement of all four tires on a front end loader.

Repair Maintenance Supplies – Increase of \$19,500 to bring in line with current Landfill/Transfer Station/Landfill Gas costs.

Equipment Repairs – Increase of \$44,300 due to planned maintenance from outside vendors for Landfill Gas system equipment, and to bring in line with current costs.

Power and Light – Decrease of \$26,500 to bring in line with current Landfill/Transfer Station/Landfill Gas operational costs.

Water and Sewer – Increase of \$35,150 based on planned usage and to bring in line with current leachate disposal/stormwater management costs.

Legal Services – Increase of \$10,000 due to planned legal needs for evaluation of the Tri-County Regional Solid Waste Agreement.

Grounds Maintenance – Decrease of \$79,500 based on planned Landfill maintenance costs to maintain WDNR compliance.

Building Repairs – Increase of \$8,250 to bring in line with current Landfill/Transfer Station/Landfill Gas costs.

Professional Service – Decrease of \$3,650 to bring in line with current Landfill/Transfer Station/Landfill Gas costs.

Architect Engineer – Decrease of \$210,000 based on current planned projects and services to maintain WDNR compliance.

Management Services – Increase of \$80,200 to bring in line with current Landfill/Transfer Station/Landfill Gas costs and planned increases for Container Program hauler.

Other Contract Serv – Decrease of \$4,750 to bring in line with current Landfill/Transfer Station/Landfill Gas costs.

Hauling Fees – Decrease of \$105,000 due to a reduction in solid waste and recycling tonnages being transported to Outagamie County, and the addition of solid waste and recycling compactors in the Transfer Station.

Prop Liab Insurance (Interfund) – Increase of \$14,823 due to estimated insurance costs provided by the Finance Department.

Depreciation Expense – Increase of 195,111 based on current estimates provided by the Finance Department.

Debt Interest Payments – Decrease of \$9,000 due to a reduction in debt service payments made to Outagamie County for the Tri-County Single Stream Recycling Facility.

**Winnebago County
Budget Detail - 2016**

Description	Object	2012 Actual	2013 Actual	2014 Actual	2015 Adopted	2016 Request	2016 Executive	2016 Adopted	% Change From Prior Yr Adopted
Fund - 520 - Solid Waste									
Revenue									
Intergov Rev:									
Agri Trade Consumer Protection	42004	6,242	5,300	3,375	35,000	36,000	36,000	36,000	2.86%
Intergov Rev Subtotal:		6,242	5,300	3,375	35,000	36,000	36,000	36,000	2.86%
Public Services:									
Rental Revenues	45011	274,852	296,582	313,473	290,000	290,000	290,000	290,000	0.00%
Power Sales	45029	3,222,107	3,122,991	3,027,263	2,800,000	2,600,000	2,600,000	2,600,000	-7.14%
Donations	45034	10	0	0	25	25	25	25	0.00%
Refunds Public	45040	(1,827)	(63)	0	0	0	0	0	0.00%
Landfill Fees	45051	4,730,847	5,103,210	5,140,065	4,927,650	4,934,100	4,934,100	4,934,100	0.13%
Other Public Charges	45057	1,050	4,046	350	0	350	350	350	100.00%
Public Services Subtotal:		8,227,039	8,526,766	8,481,151	8,017,675	7,824,475	7,824,475	7,824,475	-2.41%
Intergov Services:									
Other Fees	43001	669,498	1,577,445	623,765	150,000	170,100	170,100	170,100	13.40%
Landfill Fees	43010	3,514,529	58,219	61,740	60,400	60,500	60,500	60,500	0.17%
Refunds Municipal	43015	113,332	(45,313)	(77,384)	0	0	0	0	0.00%
Intergov Services Subtotal:		4,297,359	1,590,352	608,122	210,400	230,600	230,600	230,600	9.60%
Interfund Revenue:									
Rental Revenue	65011	2,715	9,348	9,348	10,000	50,000	50,000	50,000	400.00%
Landfill Fees	65051	11,206	10,475	25,070	18,500	10,000	10,000	10,000	-45.95%
Other Department Charges	65081	32,290	90,698	90,936	90,000	90,000	90,000	90,000	0.00%
Interfund Revenue Subtotal:		46,211	110,521	125,355	118,500	150,000	150,000	150,000	26.58%
Total Operating Revenue:		12,576,851	10,232,938	9,218,002	8,381,575	8,241,075	8,241,075	8,241,075	-1.68%

**Winnebago County
Budget Detail - 2016**

Description	Object	2012 Actual	2013 Actual	2014 Actual	2015 Adopted	2016 Request	2016 Executive	2016 Adopted	% Change From Prior Yr Adopted
Fund - 520 - Solid Waste									
Interest:									
Interest Investments	48000	575,457	475,838	388,547	413,466	385,000	385,000	385,000	-6.88%
Investment Mark to Market	48002	0	(629,254)	162,942	0	0	0	0	0.00%
Interest Subtotal:		575,457	(153,416)	551,490	413,466	385,000	385,000	385,000	-6.88%
Misc Revenues:									
Rental Equipment	48101	0	16,275	11,480	10,000	5,000	5,000	5,000	-50.00%
Sale Of Prop Equip	48104	11,600	0	0	0	0	0	0	0.00%
Sale of Scrap	48106	130,750	58,753	52,159	53,000	18,000	18,000	18,000	-66.04%
Other Miscellaneous Revenues	48109	9,432	18,331	95	0	100	100	100	100.00%
Misc Revenues Subtotal:		151,782	93,359	63,734	63,000	23,100	23,100	23,100	-63.33%
Other Financing Srcs:									
Gain Sale of Assets	49000	0	0	120,443	0	0	0	0	0.00%
Other Financing Srcs Subtotal:		0	0	120,443	0	0	0	0	0.00%
Total Non-Operating Revenue:		727,239	(60,058)	735,667	476,466	408,100	408,100	408,100	-14.35%
Revenue Total:		13,304,090	10,172,880	9,953,668	8,858,041	8,649,175	8,649,175	8,649,175	-2.36%
Expense									
Wages:									
Regular Pay	51100	795,224	659,775	713,269	828,236	822,008	822,008	822,008	-0.75%
Temporary Employees	51101	34,755	3,372	4,014	5,000	10,000	10,000	10,000	100.00%
Elected Officials	51103	8,811	8,778	8,195	6,500	7,300	7,300	7,300	12.31%
Overtime	51105	60,552	65,356	47,521	40,303	54,871	54,871	54,871	36.15%
Comp Time	51108	6,307	90	685	1,000	0	0	0	-100.00%
Wages Allocated	51199	(3,169)	12,391	0	0	0	0	0	0.00%
Wages Subtotal:		902,481	749,762	773,684	881,039	894,179	894,179	894,179	1.49%

**Winnebago County
Budget Detail - 2016**

Description	Object	2012 Actual	2013 Actual	2014 Actual	2015 Adopted	2016 Request	2016 Executive	2016 Adopted	% Change From Prior Yr Adopted
Fund - 520 - Solid Waste									
Fringes Benefits:									
FICA Medicare	51200	54,704	54,909	57,030	66,472	67,846	67,846	67,846	2.07%
Health Insurance	51201	204,375	157,702	173,251	223,016	226,915	226,915	226,915	1.75%
Dental Insurance	51202	10,102	7,637	11,197	13,396	13,394	13,394	13,394	-0.01%
Workers Compensation	51203	14,958	15,973	4,919	4,802	5,325	5,325	5,325	10.89%
Unemployment Comp	51204	2,904	9,438	0	0	0	0	0	0.00%
Compensated Absences Expense	51205	(6,255)	(9,466)	7,819	0	0	0	0	0.00%
WI Retirement	51206	46,683	49,770	53,406	58,744	57,875	57,875	57,875	-1.48%
Fringe Benefits Other	51207	(8,654)	2,540	3,595	4,198	4,603	4,603	4,603	9.65%
Fringes Allocated	51299	(1,473)	0	0	0	0	0	0	0.00%
Fringes Benefits Subtotal:		317,344	288,503	311,216	370,628	375,958	375,958	375,958	1.44%
Total Labor:		1,219,825	1,038,265	1,084,899	1,251,667	1,270,137	1,270,137	1,270,137	1.48%
Travel:									
Registration Tuition	52001	1,959	3,869	3,531	5,485	4,835	4,835	4,835	-11.85%
Automobile Allowance	52002	4,297	4,392	4,241	5,345	5,545	5,545	5,545	3.74%
Commercial Travel	52004	0	0	0	1,700	600	600	600	-64.71%
Meals	52005	289	202	477	1,555	955	955	955	-38.59%
Lodging	52006	348	560	770	3,360	2,120	2,120	2,120	-36.90%
Other Travel Exp	52007	9	22	22	120	20	20	20	-83.33%
Taxable Meals	52008	270	330	576	100	200	200	200	100.00%
Travel Subtotal:		7,171	9,375	9,616	17,665	14,275	14,275	14,275	-19.19%
Total Travel:		7,171	9,375	9,616	17,665	14,275	14,275	14,275	-19.19%
Capital Outlay:									
Buildings	58001	0	0	0	50,000	50,000	50,000	50,000	0.00%
Improvements	58002	0	0	93,299	600,000	150,000	150,000	150,000	-75.00%
Equipment	58004	449,805	10,889	412,152	735,000	140,000	140,000	140,000	-80.95%
Capital Outlay Subtotal:		449,805	10,889	505,450	1,385,000	340,000	340,000	340,000	-75.45%
Total Capital:		449,805	10,889	505,450	1,385,000	340,000	340,000	340,000	-75.45%

**Winnebago County
Budget Detail - 2016**

Description	Object	2012 Actual	2013 Actual	2014 Actual	2015 Adopted	2016 Request	2016 Executive	2016 Adopted	% Change From Prior Yr Adopted
Fund - 520 - Solid Waste									
Office:									
Office Supplies	53000	6,405	5,951	3,571	5,350	5,300	5,300	5,300	-0.93%
Printing Supplies	53002	641	2,009	583	725	1,100	1,100	1,100	51.72%
Print Duplicate	53003	3,030	315	6,905	6,000	6,600	6,600	6,600	10.00%
Postage and Box Rent	53004	3,529	2,404	3,939	3,450	2,350	2,350	2,350	-31.88%
Computer Software	53006	0	0	575	575	575	575	575	0.00%
Telephone	53008	7,101	9,450	10,150	8,600	14,000	14,000	14,000	62.79%
Telephone Supplies	53009	32	0	153	0	0	0	0	0.00%
Telephone Comm Lines	53010	0	0	0	0	0	0	0	0.00%
Long Distance	53011	0	0	57	110	0	0	0	-100.00%
Wireless	53012	2,334	1,694	1,047	1,950	0	0	0	-100.00%
Pagers	53013	180	180	120	200	0	0	0	-100.00%
Voice and Data Cabling	53014	165	0	0	0	0	0	0	0.00%
Office Subtotal:		23,418	22,003	27,101	26,960	29,925	29,925	29,925	11.00%
Operating:									
Advertising	53500	51,163	54,666	48,059	48,400	48,200	48,200	48,200	-0.41%
Subscriptions	53501	425	528	477	750	800	800	800	6.67%
Membership Dues	53502	1,975	1,774	445	2,050	1,000	1,000	1,000	-51.22%
Publish Legal Notices	53503	314	192	241	200	600	600	600	200.00%
Agricultural Supplies	53515	45	0	0	0	0	0	0	0.00%
Household Supplies	53516	865	1,386	631	1,100	550	550	550	-50.00%
Uniforms Tools Allowance	53517	1,037	461	230	500	300	300	300	-40.00%
Food	53520	351	74	126	250	250	250	250	0.00%
Small Equipment	53522	16,737	75,411	94,877	96,675	88,800	88,800	88,800	-8.15%
Shop Supplies	53523	13,390	22,822	17,829	16,315	15,250	15,250	15,250	-6.53%
Medical Supplies	53524	938	429	721	1,050	750	750	750	-28.57%
Other Operating Supplies	53533	0	665	27	0	0	0	0	0.00%
Motor Fuel	53548	157,269	48,042	45,667	73,600	52,000	52,000	52,000	-29.35%
Equipment Rental	53551	28,048	3,269	1,686	5,100	5,000	5,000	5,000	-1.96%
Operating Licenses Fees	53553	993,497	22,292	39,242	36,350	59,100	59,100	59,100	62.59%
Bad Debts Expense	53561	(7,396)	(6,237)	1,316	0	0	0	0	0.00%
State Special Charges	53563	803,840	3,352	12,091	22,000	12,000	12,000	12,000	-45.45%
Other Miscellaneous	53568	39,814	(2,743)	299	100	100	100	100	0.00%
Loss on Sale of Assets	53573	466,397	0	0	0	0	0	0	0.00%

**Winnebago County
Budget Detail - 2016**

Description	Object	2012 Actual	2013 Actual	2014 Actual	2015 Adopted	2016 Request	2016 Executive	2016 Adopted	% Change From Prior Yr Adopted
Fund - 520 - Solid Waste									
Print Duplicate	73003	3,490	3,546	3,447	3,420	3,720	3,720	3,720	8.77%
Postage and Box Rent	73004	2,384	2,350	2,306	2,220	2,120	2,120	2,120	-4.50%
Motor Fuel	73548	14,943	10,487	9,882	11,000	12,000	12,000	12,000	9.09%
Operating Subtotal:		2,589,525	242,765	279,601	321,080	302,540	302,540	302,540	-5.77%
Repairs & Maint:									
Crushed Stone	54000	23,566	3,083	6,172	6,000	7,000	7,000	7,000	16.67%
Calcium Chloride	54003	0	0	537	0	0	0	0	0.00%
Other Supplies and Expense	54004	0	0	0	0	10,000	10,000	10,000	100.00%
Small Hardware	54008	75	0	0	0	0	0	0	0.00%
Electrical Products	54010	0	0	227	0	15	15	15	100.00%
Other Elect Products	54012	347	1,114	270	0	0	0	0	0.00%
Other Plumbing Prod.	54014	54	0	26	50	0	0	0	-100.00%
Lubricants	54016	213,154	228,762	204,702	226,000	191,000	191,000	191,000	-15.49%
Machine Equip Parts	54017	416,228	350,063	540,180	407,575	305,000	305,000	305,000	-25.17%
Tires Batteries	54018	7,656	21,300	28,458	2,500	25,000	25,000	25,000	900.00%
Road Maintenance Materials	54019	172	0	0	0	500	500	500	100.00%
Maintenance Buildings	54020	4,244	782	641	1,000	1,500	1,500	1,500	50.00%
Maintenance Grounds	54021	8,369	3,310	2,085	4,700	3,750	3,750	3,750	-20.21%
Maintenance Equipment	54022	4,474	2,306	8,112	4,850	4,650	4,650	4,650	-4.12%
Maintenance Vehicles	54023	7	122	347	100	0	0	0	-100.00%
Repair Maintenance Supplies	54024	14,072	13,944	71,790	15,900	35,400	35,400	35,400	122.64%
Consumable Tools	54026	597	347	815	500	150	150	150	-70.00%
Sign Parts Supplies	54027	1,446	290	905	975	250	250	250	-74.36%
Other Maint Supplies	54028	4,320	3,735	6,157	4,950	6,500	6,500	6,500	31.31%
Equipment Repairs	54029	1,160,805	187,137	325,392	126,700	171,000	171,000	171,000	34.96%
Machine Equip Parts	74017	0	30	131	0	0	0	0	0.00%
Labor-Ldfl from Hwy	74018	13,204	826	174	500	1,000	1,000	1,000	100.00%
Machinery-Ldfl from Hwy	74019	11,871	1,274	5,218	550	100	100	100	-81.82%
Maintenance Buildings	74020	5,000	7,000	7,020	9,400	10,000	10,000	10,000	6.38%
Maintenance Grounds	74021	39,494	4,434	6,230	6,500	4,150	4,150	4,150	-36.15%
Equipment Repairs	74029	759	792	825	700	765	765	765	9.29%
Repairs & Maint Subtotal:		1,929,915	830,651	1,216,413	819,450	777,730	777,730	777,730	-5.09%

**Winnebago County
Budget Detail - 2016**

Description	Object	2012 Actual	2013 Actual	2014 Actual	2015 Adopted	2016 Request	2016 Executive	2016 Adopted	% Change From Prior Yr Adopted
Fund - 520 - Solid Waste									
Utilities:									
Heat	54700	8,013	10,460	13,265	16,500	15,000	15,000	15,000	-9.09%
Power and Light	54701	173,223	165,159	154,368	179,000	152,500	152,500	152,500	-14.80%
Water and Sewer	54702	170,839	260,019	274,638	253,950	289,100	289,100	289,100	13.84%
Utilities Subtotal:		352,074	435,638	442,271	449,450	456,600	456,600	456,600	1.59%
Contractual Services:									
Medical and Dental	55000	540	152	217	200	200	200	200	0.00%
Legal Services	55001	8,373	11,876	24,919	10,000	20,000	20,000	20,000	100.00%
Pest Extermination	55002	1,920	2,045	2,145	2,500	2,500	2,500	2,500	0.00%
Vehicle Repairs	55005	27,569	2,840	6,752	5,000	7,000	7,000	7,000	40.00%
Grounds Maintenance	55007	38,222	113,573	59,825	191,000	111,500	111,500	111,500	-41.62%
Building Repairs	55008	46,803	32,458	40,448	25,700	33,950	33,950	33,950	32.10%
Accounting Auditing	55012	4,550	0	0	0	0	0	0	0.00%
Professional Service	55014	53,299	62,996	14,858	15,650	12,000	12,000	12,000	-23.32%
Collection Services	55015	0	12	277	500	300	300	300	-40.00%
Janitorial Services	55016	22,149	22,762	21,161	23,500	25,000	25,000	25,000	6.38%
Architect Engineer	55019	453,918	780,010	384,013	610,200	400,200	400,200	400,200	-34.41%
Management Services	55020	362,456	411,893	438,911	392,800	473,000	473,000	473,000	20.42%
Other Contract Serv	55030	55,355	104,940	65,696	10,950	6,200	6,200	6,200	-43.38%
Regional Fees	55048	2,365,215	3,176,751	2,921,200	2,800,000	2,900,000	2,900,000	2,900,000	3.57%
Hauling Fees	55049	704,587	1,083,047	958,498	855,000	750,000	750,000	750,000	-12.28%
Accounting Auditing	75012	34,500	36,700	40,500	26,300	26,540	26,540	26,540	0.91%
Data Processing	75013	17,700	18,500	20,496	19,960	19,968	19,968	19,968	0.04%
Professional Services	75014	62,100	64,000	66,000	47,900	48,320	48,320	48,320	0.88%
Contractual Services Subtotal:		4,259,256	5,924,558	5,065,918	5,037,160	4,836,678	4,836,678	4,836,678	-3.98%
Insurance Expenses:									
Prop Liab Insurance	56000	39,332	39,332	41,269	42,000	42,000	42,000	42,000	0.00%
Prop Liab Insurance	76000	55,656	45,792	62,640	44,408	59,231	59,231	59,231	33.38%
Insurance Expenses Subtotal:		94,988	85,124	103,909	86,408	101,231	101,231	101,231	17.15%

**Winnebago County
Budget Detail - 2016**

Description	Object	2012 Actual	2013 Actual	2014 Actual	2015 Adopted	2016 Request	2016 Executive	2016 Adopted	% Change From Prior Yr Adopted
Fund - 520 - Solid Waste									
Deprec & Amort:									
Provision for Closing	56501	1,264,420	(546,267)	23,898	50,000	50,000	50,000	50,000	0.00%
Provision for Long Term Care	56502	1,457,861	(894,402)	1,126,577	20,000	20,000	20,000	20,000	0.00%
Depreciation Expense	56503	851,377	630,304	553,010	696,939	892,050	892,050	892,050	28.00%
Amortization of SSR	56504	244,997	252,616	257,633	269,848	267,681	267,681	267,681	-0.80%
Deprec & Amort Subtotal:		3,818,656	(557,749)	1,961,117	1,036,787	1,229,731	1,229,731	1,229,731	18.61%
Total Other Operating:		13,067,833	6,982,989	9,096,330	7,777,295	7,734,435	7,734,435	7,734,435	-0.55%
Debt Payments:									
Debt Principal Payments	57000	8,702	11,794	12,939	283,000	284,000	284,000	284,000	0.35%
Debt Interest Payments	57001	5,749	5,204	1,314	53,000	44,000	44,000	44,000	-16.98%
Debt Payments Subtotal:		14,451	16,997	14,253	336,000	328,000	328,000	328,000	-2.38%
Total Non-Operating Expense:		14,451	16,997	14,253	336,000	328,000	328,000	328,000	-2.38%
Expense Total:		14,759,084	8,058,514	10,710,548	10,767,627	9,686,847	9,686,847	9,686,847	-10.04%
Solid Waste Surplus / (Deficit):		(1,454,994)	2,114,366	(756,880)	(1,909,586)	(1,037,672)	(1,037,672)	(1,037,672)	-45.66%
Less:									
Capital Outlay		449,805	10,889	505,450	1,385,000	340,000	340,000	340,000	-75.45%
Debt Principal Payments		8,702	11,794	12,939	283,000	284,000	284,000	284,000	0.35%
DNR release of escrow funds		0	0	0	0	250,000	250,000	250,000	100.00%
Solid Waste Net Surplus / (Deficit):		(996,487)	2,137,048	(238,491)	(241,586)	(163,672)	(163,672)	(163,672)	71.23%
Note: a deficit will result in a draw down of fund balance. A surplus will increase the ending fund balance.									

**WINNEBAGO COUNTY
CAPITAL OUTLAY - 2016**

<u>Department</u>	<u>Description</u>	<u>Quantity</u>	<u>Unit Cost</u>	<u>Capital Outlay</u>
Solid Waste -				
	Blacktop Sitework	1	150,000	150,000
	Boiler Replacement	1	110,000	110,000
	Transfer Station Concrete Floor Repairs	1	50,000	50,000
	Landfill Gas Replacement Pickup Truck	1	30,000	30,000
		4		340,000

GLOSSARY

Accrual Accounting: A method of accounting in which revenues are recognized in the accounting period in which they are earned. Expenditures are recognized in the accounting period in which the liability is incurred. This method also is often contrasted with **Cash Accounting**.

Agency Fund: A **Fiduciary Fund** in which the government is a temporary agent.

Appropriations: The amount of money granted by the legislative body to units of local government for most activities in the coming **Fiscal Year**. Appropriations are usually reported in the budget by **Line Item**; and they allow governmental units to make new expenditures and incur new obligations up to the amount of the appropriation. Appropriations are also called budgeted expenditures.

Assessed Valuation: This is the value of the property that is available for taxation which is determined annually and is based on the ratio of the property's assessed value to its "fair market value." The process of determining a property's assessed value is called an **Assessment**, and assessors consider many factors when valuing properties. See **Equalized Assessed Valuation**.

Assets: As reported on a **Balance Sheet** for a given fund, assets include any financial resources available to government such as cash, expected tax revenues, payments due from other funds or governmental units, and inventories.

Balance Sheet: A periodic report on the government's **Assets**, **Liabilities**, and **Fund Equity**, and all **Governmental Funds**. The governmental financial officer or the Accounting division usually prepares these reports.

Bonds (Municipal): A method of issuing **long-term Debt** to local governments or semi-independent agencies associated with local government such as authorities or corporations. The two primary types of bonds are: General **Obligation** and **Revenue**. All municipal bonds are tax exempt, and therefore are usually bought by investors with high marginal tax rates such as commercial banks and high-income individuals. Investment patterns in municipal bonds have changed dramatically since the late 70's due to revenue limitations, radical changes in interest rates, and the national Tax Reform Act of 1986 that eliminated the benefits of using revenue bonds for "private purpose development."

Bond Rating: A judgement on the investment quality of the **Bond** which reflects the government's ability to repay the debt or its creditworthiness. The stronger the rating, the lower the interest rate assigned to the bond by the underwriters. There are three rating agencies: Moody's Investors Service, Standard & Poor's Corporation, and Fitch's. A variety of characteristics about the government and community are examined to determine its rating such as the strength of the local economy, the financial management practices of the government, debt factors, and administrative practices.

Budget: The budget is one of the primary financial documents of the government, in addition to the **Comprehensive Annual Financial Report**. The budget is prepared before the beginning of the **Fiscal Year** and documents expected **Revenues**, and **Appropriations** for the entire government and for the various departments and divisions of the government.

Cash Accounting: Different from accrual accounting in that both revenues and expenditures are not recognized until the cash transfers are actually made. This method of accounting is not recognized by **Generally Accepted Accounting Principles (GAAP)**.

Comprehensive Annual Financial Report (CAFR): In addition to the **Budget**, the CAFR is one of the primary financial documents of the government. The document is prepared at the end of the **Fiscal Year** and presents summaries of the government's fiscal activities in the past year (in comparison to previous years and the budget). Specifically, the document contains comprehensive (combined) **Balance Sheets**, statements of **Revenues** and **Expenditures** and changes in the **Fund Balance** for all **Governmental Funds**.

Current Assets: include any financial resource available to a government unit to meet any obligations due within a year. This would include non-cash assets that could be convertible to cash to meet obligations due within a year. For instance, receivables would be classified as a current asset if they would be collectible within one year.

Current Liabilities: include any amount owed to outside parties where the amounts must be repaid within a year. An example would include telephone and utility bills. These obligations are due within a year.

Debt Limit: The maximum amount of gross or net debt which is legally permitted by state mandate, constitution, or voter approval. These limits usually apply only to **General Obligation Bonds** rather than **Revenue Bonds**.

Debt Service Fund: A fund that accounts for the payment of principal and interest on the government's **long-term Debt**.

Depreciation: Expiration in the service of a **Fixed Asset** which is considered a portion of the total cost of the fixed asset and charged as an expense during a particular period.

Encumbrance: A commitment to expend funds for a particular purpose (even prior to establishing a legal obligation or liability). They are not recorded as **Expenditures**, **Appropriations**, or **Liabilities** but as a reduction in the **Fund Equity** (as reported on the **Balance Sheets**). Encumbrances become **Expenditures** when cash payments are actually made.

Enterprise Fund: A fund that accounts for services that are supported primarily by **User Charges** such as golf courses, swimming pools, or garbage collection.

Equalized Assessed Valuation: Because **Assessed Valuation** (and therefore the **Tax Rate**) may vary from market values of property in different communities, state governments establish an equalized assessed valuation of property to be used for taxation at other levels of government such as the county. In this case, the equalization ensures that taxpayers within the county will be taxed at the same level of market value, for the county's portion of the **Property Tax**, even though municipalities within the county will calculate **Assessed Valuation** of properties within their borders at different times and, therefore, have different estimates of market values.

Executive Budget: A type of budgeting process in which the **Chief Executive** has primary responsibility for preparing the budget and authority over budget that is presented to the legislative body for approval.

Expendable Fund: Accounting or budgeting funds in which authorization for new spending or incurring new obligations expires at the end of the **Fiscal Year**. **Governmental Funds** are usually expendable.

Expenditures: The actual cash payments of governmental units for all activities, which are monitored throughout the year, but are calculated for an entire **Line-item** or **Program** in the budget for a previous **Fiscal Year**.

Fiscal Year: A twelve-month period of time for which governmental activities are budgeted and the **Budget** is prepared. This is also the time allotted to record and present other summary financial statements such as the **Comprehensive Annual Financial Report**. Technically, a fiscal year can be any set of 12 months, but most municipalities operate on a January 1 to December 31 fiscal year.

Fixed Assets: Long-term assets that the government intends to use or hold for a relatively long period of time, such as land, buildings, machinery, and equipment.

Fund Balance: As defined in the **Balance Sheets** of all **Governmental Funds**, it is that part of the **Fund Equity** that is available for future commitment, expenditure, or appropriation. More specifically, it is that part of the fund equity that is not reserved for **Encumbrances**, and may be called the **Unreserved Fund Balance**.

Fund Equity: As reported in the **Balance Sheets** of all **Governmental Funds**, fund equity is defined as fund **Assets** minus fund **Liabilities**.

GAAP: Stands for Generally Accepted Accounting Principles. These are national standards of financial reporting as established by the Governmental Accounting and Standards Board (GASB).

General Fund: The fund that accounts for and supports most services in government.

General Obligation Bond: long-term Debt, which is secured by the government's full faith and credit (i.e. its taxing powers). These bonds usually have a lower rate of interest than **Revenue Bonds** because of lesser risk associated with a very secure source of repayment. They often require an affirming vote of the public, and their principal retired or repaid in the future from the **General Fund**. Once the debt is issued, payment of interest and principal is handled through a **Debt Service Fund**.

Goal: a long-term, attainable target for an organization – its vision of the future.

Governmental Funds: Four different accounting or budgetary groups which, generally, are unique to government and which account for most governmental activities. These funds are the: **General Fund, Capital Project Fund, Debt Service Fund, and Special Revenue Fund**.

Home Rule: State laws or constitutional stipulations regarding local government in the following areas: 1) its form; 2) the type or extent of services provided; 3) the range of revenues that they can levy, and tax, debt, or expenditure limitations.

Intergovernmental Revenue: Revenues that are transferred from other governments to the local government or are passed through the local government directly to individuals or other entities. There are three broad types of intergovernmental revenues: **Grants-in-Aid, Shared Revenues, and Transfer Payments**.

Internal Service Fund: A fund that accounts for the provision of goods and services from one agency or department to another within the government (e.g. maintenance on equipment, printing and copying, or information services).

Liabilities: As reported in the **Balance Sheet** for a given fund, liabilities include amounts owed to persons or organizations outside that fund. Examples of liabilities are: payable vouchers, amounts due to other funds or units, and deferred revenues.

Line-item Budget: Line-item budget presentations group expenditures according to the object of expenditure such as salaries, benefits, supplies, equipment, and maintenance. These categories, such as salaries, may be further divided into temporary wages, permanent wages, and overtime.

Long-Term Debt: A governmental unit may issue long-term debt to finance capital and infrastructure expenditures. In contrast to **Short-Term Debt**, it should not be used for regular operations. The two primary means of issuing or financing long-term debt are: **General Obligation Bonds** and **Revenue Bonds**.

Matching Grant: A specific type of **Conditional Grant** in which the local government must contribute some percentage of funds in order to receive the grant.

Millage: A term applied to the **Tax Rate** of a **Property Tax** which specifies the rate of taxation on a dollar of assessed value (or on a \$1,000). The term "20 mills" would mean two cents for every dollar of assessed value (or two dollars for every \$1,000).

NA: Not applicable or does not apply.

Objective: a specific, measurable and observable result of an organization's activity which advances the organization toward its goal.

Other Operating Expenses: Within Winnebago County, this group of expenditures includes all expenses other than labor, capital outlay and travel. Examples of groups of items include office expenses such as supplies, stationery and forms, postage and others. Other expenses also includes publications, subscriptions, dues, telephone other operating expenses, repairs and supplies, utilities, contractual expenses such as accounting, and legal services. This category also includes rental expense and insurance.

Policy: a plan, course of action or guiding principle, designed to set parameters for decisions and actions.

Program Budget: Programmatic budget presentations group the **Line-Items** into units that represent service objectives or functions such as crime prevention, fire education (Stop, Drop, & Roll), or small business incentive loans.

Proprietary Funds: General accounting or budgetary groups that are analogous to private commercial organizations. Government recognizes two types of proprietary funds: Enterprise **Funds** and **Internal Service Funds**.

Retained Earnings: is the cumulative amount by which revenues and operating transfer from other funds have exceeded expenses and transfers to other funds.

Revenues: All funds used by local government report revenues as the primary source of monetary input. There are six primary sources of revenues for **General Fund** of the local government: taxes, licenses and permits, **Intergovernmental Revenues**, **User Charges**, fines and forfeitures, and miscellaneous. Expected or budgeted revenues are those that are estimated for the coming fiscal year. Actual revenues represent the amount of money that was actually collected by the government.

Shared Revenues: A type of Intergovernmental Revenue in which revenues collected by another government which are distributed to a local government according to a formula such as number of children enrolled, population or per capita income.

Short-Term Debt: Debt that is issued for less than a year to ease temporary cash flow deficiencies until expected **Revenues** from taxes, bonds, or other governments are received.

Special Revenue Fund: A fund that accounts for specific services or projects that are funded through contractually or legally earmarked revenues.

Tax Incremental Finance (TIF) Districts: An area within the boundaries of a local government that is designated for redevelopment. Revenue from the incremental growth of the property tax base is used to provide additional funds for further redevelopment or for debt service on bonds issued for the original redevelopment efforts.

Unreserved Fund Balance: This is a component of the **Fund Balance**, which specifies money available for future commitments, expenditures, or appropriations.

Working Capital: is the excess of current assets over current liabilities. At the end of a fiscal year, working capital can represent the net available remaining current resources of an entity available after all obligations of the current fiscal period has ended. It can represent an estimate of an entity's undesignated financial resources, similar to undesignated fund balance.

Description	Page #	Description	Page #
Administration - division summary	84	Financial comparison - operating expenses	37
Airport - individual programs	290	Financial comparison - special purpose taxes	40
Airport Fund	276	Financial comparison - total	36
Ambulance Service	525	Fringe benefit components	24
Apportionment comparison	48	Fund balance projections	51
Appropriations summary	29	General Services Fund	161
Budget information on a fund acctg basis	49	Glossary	578
Budget message	5	Health and Human Services - division summary	310
Budget summary	28	Highway Fund	291
Capital improvements program	554	Human Resources - individual programs	137
Capital outlay budget	80	Human Resources and Payroll	128
Capital projects	551	Human Services	345
Child Support	325	Human Services - expenditures by program category	369
Clerk of Courts	217	Industrial Development Board	525
Clerk of Courts - individual courts	231	Information about Winnebago County	19
Coroner	253	Information Systems	175
Corporation Counsel	93	Jail Improvement Fund	249
County Board	505	Land & Water Conservation	491
County Clerk	102	Land Records Modernization	484
County Clerk - individual programs	117	Levy by division - chart	35
County Executive	85	Library tax	526
Debt service	527	Library tax levy - chart	45
Debt service levy - chart	44	Miscellaneous and Unclassified Fund	518
Demographic statistics	558	Mission statement	11
District Attorney	206	Non-divisional summary	504
Education, Culture & Recreation - division summary	411	Operating grants	526
Emergency Management	263	Operating levy - chart	43
Equalized property value	41	Outstanding debt	532
Expenditure categories - chart	34	Park View Health Center	395
Expenditure summary - chart	32	Park View Health Center - individual programs	410
Expenditures by fund	54	Parks	434
Expenditures by year	55	Parks - Boat Launch	447
Facilities and Property Management	190	Parks - individual programs	454
Facilities and Property Management - individual	204	Planning	465
Finance	150	Planning - individual programs	478
Finance - individual programs	160	Planning and Environment - division summary	455
Financial comparison - debt service	38	Policies - budget and financial	13
Financial comparison - library tax	39	Property & Liability Insurance Fund	169

Description	Page #
Property Lister	479
Property tax rate limits and levy limits	20
Public Health	311
Public Safety-division summary	205
Register of Deeds	456
Resolution to Adopt the 2016 budget	25
Revenue - graphs	56
Revenue by fund	52
Revenue by year	53
Revenue sources - chart	33
Revenue summary - chart	31
Road Maintenance	306
Scholarship Program	515
Self Funded Dental Insurance	146
Sheriff	232
Sheriff - individual programs	248
Significant information - highlights	22
Solid Waste	561
Special tax levy - chart	46
Summary of County Board actions	27
Table of organization - classified positions	66
Table of organization - reporting structure	12
Table of organization changes - fiscal impact	64
Table of organization changes - positions	62
Tax apportionment- County	47
Tax incremental districts	559
Technology Replacement Fund	185
Total levy - chart	42
Transportation - division summary	275
Treasurer	118
University Extension	421
UW-Fox Valley	412
Veterans Services	335
Workers Compensation Fund	140